




Volvo Construction Equipment

L180H HIGH-LIFT

VOLVO WHEEL LOADERS 33-34 t 334 hp



A passion for performance

At Volvo Construction Equipment, we're not just coming along for the ride. Developing products and services that raise productivity – we are confident we can lower costs and increase profits for industry experts. Part of the Volvo Group, we are passionate about innovative solutions to help you work smarter – not harder.

Helping you to do more.

Doing more with less is a trademark of Volvo Construction Equipment. High productivity has long been married to low energy consumption, ease of use and durability. When it comes to lowering life-cycle costs, Volvo is in a class of its own.

Designed to fit your needs.

There is a lot riding on creating solutions that are suited to the particular needs of different industry applications. Innovation often involves high technology – but it doesn't always have to. Some of our best ideas have been simple, based on a clear and deep understanding of our customers' working lives.



You learn a lot in 180 years.

Over the years, Volvo has advanced solutions that have revolutionized the use of construction equipment. No other name speaks Safety louder than Volvo. Protecting operators, those around them and minimizing our environmental impact are traditional values that continue to shape our product design philosophy.

We're on your side.

We back the Volvo brand with the best people. Volvo is truly a global enterprise, one that is on standby to support customers quickly and efficiently – wherever they are.

We have a passion for performance.



Volvo Trucks



Renault Trucks



Mack Trucks



UD Trucks



Volvo Buses



Volvo Construction Equipment



Volvo Penta



Volvo Financial Services



Volvo high-lift arm system

Increase productivity and maximize your timber yard with Volvo's superior high-lift arm system – designed for high stacking and long reach. Benefits of the system include quick, safe loading and unloading as well as faster ground speeds when travelling with a load due to excellent stability.

Sky-high productivity.

Lift higher and reach further with the L180H HL and Volvo's range of grapples. Designed for log handling, this purpose-built machine allows you to stack higher and load faster – increasing productivity and profitability. Get the job done with Volvo.

Boom Suspension System

The Boom Suspension System (BSS) boosts productivity by up to 20% by absorbing shock and reducing the bouncing that occurs when operating on rough ground. This enables faster and more comfortable work cycles and increases machine life.



Log pusher

The log pusher helps to increase stack height by up to 30% (1-1.5 m) while increasing productivity and operating efficiency. Store more timber and push logs further onto the pile to increase space. For comfort and safety, the log pusher is operated by two push buttons in front of the hydraulic control levers.



Grapple with rotator unit

For ease of use when placing and picking up logs from the middle of the stack, or when operating over uneven terrain, the grapple with rotator unit and built in shock absorbers can be rotated and tilted. The grapple-tilt cylinder has an integrated damping function which effectively counteracts swaying and provides better control of the load.

Loaded with efficiency.

The new L180H HL is a purpose-built, high-lift wheel loader designed by Volvo Construction Equipment for log handling. Loaded with innovations and fuel-saving features, this machine works in the most efficient and productive way. One example of this is Volvo's unique OptiShift technology which reduces fuel consumption by up to 18% and increases machine performance.

Reverse By Braking (RBB)

The Volvo patented RBB function senses the loader's direction and slows the machine when the operator changes direction by applying the service brakes automatically. This increases fuel efficiency and improves operator comfort. RBB is ideal for short cycle or truck loading applications.

Intelligent hydraulics

Volvo's load-sensing hydraulics supply power to the hydraulic functions according to demand, lowering fuel consumption. The powerful system ensures fast response for shorter cycle times while delivering smooth operation through superior control of both the load and the attachment.



Eco pedal

Volvo's unique eco pedal applies mechanical push-back force when the accelerator is used excessively and engine rpm is about to exceed the economic operating range. This encourages the operator to ease off the throttle, reducing fuel consumption.



OptiShift

Volvo's OptiShift technology combines the company's patented Reverse By Braking (RBB) technology and a torque converter with lock-up. Lock-up creates a direct drive between the engine and transmission – eliminating power losses in the torque converter and reducing fuel consumption by up to 18%.



Powertrain

The ideally-matched, all-Volvo powertrain has been built to work together in perfect harmony. The Volvo design has been rigorously tested to deliver optimized performance, high productivity, low fuel consumption and superior reliability.

New levels of reliability.

Experience top to bottom quality with the Volvo L180H HL. Featuring proven, advanced technology including the premium Volvo Tier 4 Final/Stage IV engine, this dependable machine has been built to last. With reliability you can count on, trust Volvo to help you reach new levels of uptime.

Volvo engine

Featuring advanced technology and built on decades of experience, the powerful Volvo Tier 4 Final/Stage IV engine delivers high performance and low fuel consumption. During the regeneration process, particulate matter collected in the DPF is burnt off without interrupting operation, performance or productivity.



Reversible cooling fan

The hydraulically-driven, electronically controlled cooling fan regulates the temperature of the vital components. It automatically activates only when it's needed – reducing fuel consumption and noise. The optional reversible functionality – which blows air in the opposite direction – allows for self-cleaning of the cooling units.



Axle oil cooling


Both the front and the rear axle feature an axle oil circulation which allows the axle oil to flow and cool inside the axle – protecting components.

Innovative access.

Access greater uptime and spend longer working with the L180H HL. With a tilting cab and an electrically activated, wide-opening engine hood, it's easy to see that this machine has been designed for quick and easy service and maintenance checks. Get the most out of each working day with Volvo.

Maintenance-free batteries

Two heavy-duty, maintenance-free 12V batteries in series provide a 24V electrical system. The batteries are located in a well-sealed compartment on the right side of the machine.



Lubrication system

The automatic lubrication system controls greasing when the machine is in operation, resulting in more uptime and reduced maintenance. The operator can alter the lubrication cycle to suit the application.



Engine access

Electrically activated, the wide-opening engine hood allows quick and easy service access to the engine and components for maximum uptime.



Maintaining a smooth operation

Enjoy peace-of-mind for maximum machine uptime with the rear axle design. The sealed oscillation pins cradle keeps the grease in and the dirt out, keeping components greased for up to 8,000 hours so you can rely on reduced overall service time and costs.



Tilting cab

The cab can be tilted in two positions – 35° and 70°. Tilting the cab greatly improves service and maintenance access which leads to more uptime and increased machine availability. The cab is tilted via a hydraulic pump.



High-lift arm system

Volvo's high-lift arm system is designed for high stacking and long reach – allowing you to increase productivity and maximize your timber yard.

Grapple with rotator unit

The grapple can be tilted and rotated for easy placement and pick-up of logs from anywhere in the stack.

Fire suppression system

For added safety, the optional fire suppression system consists of up to 16 nozzles that are automatically activated inside the engine compartment when excessive heat is detected.



OptiShift

Volvo's OptiShift technology reduces fuel consumption by up to 18%, increases operator comfort and reduces stress in the drivetrain.

Boom Suspension System (BSS)

The BSS boosts productivity by up to 20% by absorbing shock and reducing the bouncing that occurs when operating at speed on rough terrain.



Powertrain

The ideally-matched, all-Volvo powertrain has been built to work together in perfect harmony – ensuring optimized performance.



Set your targets higher.



Volvo cab

Volvo's industry-leading, certified ROPS/FOPS cab features ergonomically placed controls, low internal noise levels, vibration protection and ample storage space.



Tilting cab

The cab can be tilted in two positions – 35° and 70° – for improved service and maintenance access. This leads to more uptime and increased machine availability.

AdBlue®

Volvo offers a total AdBlue solution that is quality assured, cost efficient and easily accessible. Contact your Volvo dealer for more information.

Volvo engine

Volvo's Tier 4 Final/Stage IV engine delivers high performance and low fuel consumption.

Easy service access

Electrically activated, wide-opening engine hood allows quick and easy service access to the engine compartment.


Reversible cooling fan

The cooling fan automatically activates only when it's needed to regulate the temperature of components. The reversible functionality allows for self-cleaning of the cooling units.

Intelligent hydraulics

Volvo's load-sensing hydraulics supply power to the hydraulic functions according to demand, lowering fuel consumption.

® = registered trademark of the Verband der Automobilindustrie e.V. (VDA)



Volvo cab

The spacious ROPS/FOPS certified cab provides a comfortable operating environment with ergonomically placed controls and ample storage space. With low internal noise levels and vibration protection, operators will experience a productive work shift.

Unparalleled operator comfort.

Volvo's industry-leading cab provides operators with the most effective workplace in the business. Featuring ample leg room, easy to access controls and built in safety, it's clear to see that the cab has been designed with productivity in mind. But don't just take our word for it, step inside and take a look for yourself.

Visibility

Volvo offers a variety of options to improve safety and visibility when working in the dark. This includes reflectors which follow the contour of the machine, LED entrance lights which illuminate the cab for safe entry and exit and additional LED work lamps which increase visibility around the machine.



Cab air filter

The cab air intake is located high on the machine, where air is cleanest. The easy-to-replace pre-filter separates coarser dust and particles before the air passes through the main filter and finally enters the cab. Volvo's industry-leading design allows 90% of the cab air to be recirculated through the main filter for continuous dust removal.

Fire suppression system

For added safety, the optional fire suppression system consists of up to 16 nozzles that are automatically activated inside the engine compartment if excessive heat is detected. The system has been rigorously tested and is purpose built for Volvo wheel loaders. It is a semi-automatic system which also can be manually activated both inside and outside the cab.

Adding value to your business.

Being a Volvo customer means having a complete set of services at your fingertips. Volvo can offer you a long-term partnership, protect your revenue and provide a full range of customer solutions using high quality parts, delivered by passionate people. Volvo is committed to increasing the positive return on your investment and maximising uptime.



Complete Solutions

Volvo has the right solution for you. So why not let us provide all your needs throughout the whole life cycle of

your machine? By listening to your requirements, we can reduce your total cost of ownership and increase your revenue.



Genuine Volvo Parts

Our attention to detail is what makes us stand out. This proven concept acts as a solid investment in your machine's future. Parts are extensively tested and approved because every part is vital for uptime and performance. Only by using Genuine Volvo Parts, can you be sure that your machine retains the renowned Volvo quality.



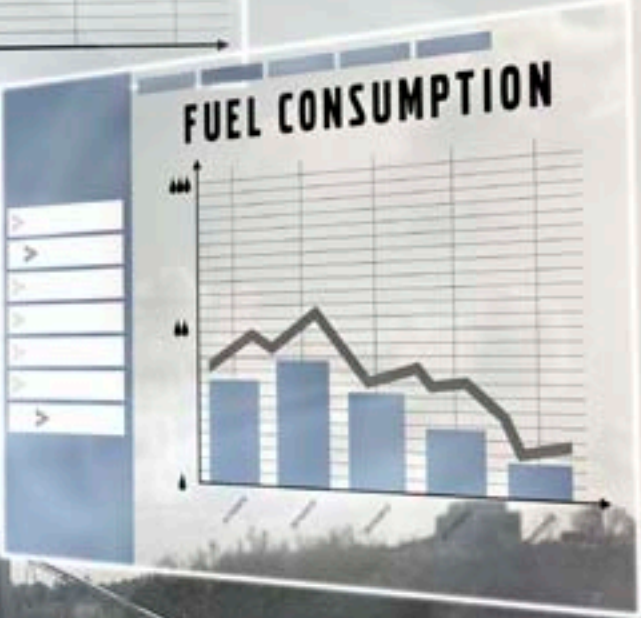
Service Network

In order to respond to your needs faster, a Volvo expert is on their way to your job site from one of our Volvo facilities. With our extensive infrastructure of technicians, workshops and dealers, Volvo has a comprehensive network to fully support you using local knowledge and global experience.



SERVICE PLAN

	DAY01	DAY02	DAY03	DAY04	DAY05	DAY06	DAY07
1							
2							
3							
4							
5							
6							
7							
8							
9							
10							
11							
12							
13							
14							
15							
16							
17							
18							
19							
20							
21							
22							
23							
24							
25							
26							
27							
28							
29							
30							
31							



Customer Support Agreements

The range of Customer Support Agreements offer preventive maintenance, total repairs and a number of uptime services. Volvo uses the latest technology to monitor machine operation and status, giving you advice to increase your profitability. By having a Customer Support Agreement you are in control of your service costs.

Volvo L180H High-Lift in detail.

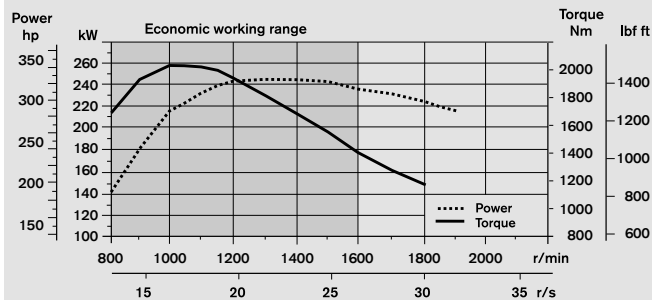
Engine

V-ACT Stage IV/Tier 4F, 13 liter, 6-cylinder straight turbocharged diesel engine with 4 valves per cylinder, overhead camshaft and electronically controlled unit injectors. The engine has wet replaceable cylinder liners and replaceable valve guides and valve seats. The throttle applications is transmitted electrically from the throttle pedal or the optional hand throttle.

Air cleaning: Two-stage: - primary filter -secondary filter.

Cooling system: Hydraulically driven radiator cooling fan.

Engine		D13J
Max power at	r/s (r/min)	21.7 - 23.3 (1 300 - 1 400)
SAE J1995 gross	kW / hp	246 / 334
ISO 9249, SAE J1349 net	kW / hp	245 / 333
Max torque at	r/s (r/min)	16.7 (1 000)
SAE J1995 gross	Nm	2 030
ISO 9249, SAE J1349 net	Nm	2 024
Economic working range	r/min	800 - 1 600
Displacement	l	12.8



Brake system

Service brake: Volvo dual-circuit system with nitrogen-charged accumulators. Outboard-mounted fully hydraulic operated, fully sealed oil circulation-cooled wet disc brakes. The operator can select automatic declutch of the transmission when braking by a switch on the instrument panel.

Parking brake: Fully sealed, wet multi-disc brake built into the transmission. Applied by spring force, electro-hydraulic release with a switch on the instrument panel.

Secondary brake: Dual brake circuits with rechargeable accumulators. One circuit or the parking brake fulfills all safety requirements.

Standard: The brake system complies with the requirements of ISO 3450.

Number of brake discs per wheel (front)		1
Accumulators	l	2 x 1.0 + 1 x 0.5

Electrical system

Central warning system: Contronic electrical system with central warning light and buzzer for following functions: - Serious engine fault - Low steering system pressure - Over speed warning engine - Interruption in communication (computer fault) Central warning light and buzzer with the gear engaged for the following functions. - Low engine oil pressure - High engine oil temperature - High charge air temperature - Low coolant level - High coolant temperature - High crank case pressure - Low transmission oil pressure - High transmission oil temperature - Low brake pressure - Engaged parking brake - Fault on brake charging - Low hydraulic oil level - High hydraulic oil temperature - Overspeeding in engaged gear - High brake cooling oil temperature front and rear axles.

Voltage	V	24
Batteries	V	2 x 12
Battery capacity	Ah	2 x 170
Cold cranking capacity, approx	A	1 000
Alternator rating	W/A	2 280 / 80
Starter motor output	kW	7.0

Drivetrain

Torque converter: Single-stage.

Transmission: Volvo countershaft transmission with single lever control. Fast and smooth shifting of gears with Pulse Width Modulation (PWM) valve. Torque converter with lockup.

Transmission: Volvo Automatic Power Shift (APS) with fully automatic shifting 1-4 and mode selector with 4 different gear shifting programs, including AUTO.

Axles: Volvo fully floating axle shafts with planetary hub reductions and nodular iron axle housing. Fixed front axle and oscillating rear axle. 100% differential lock on the front axle.

Transmission		Volvo HTL 221
Torque multiplication, stall ratio		1.856:1
	1st gear	km/h 6.5
Maximum speed,	2nd gear	km/h 12.5
forward/reverse	3rd gear	km/h 26.0
	4th gear*	km/h 38.0
Measured with tires		800/65R29
Front axle/rear axle		AWB 40B
Rear axle oscillation ±	°	13
Ground clearance at 13° osc.	mm	610

*) limited by ECU

Cab

Instrumentation: All important information is centrally located in the operator's field of vision. Display for Contronic 3.0 monitoring system.

Heater and defroster: Heater coil with filtered fresh air and fan with auto and 11 speeds. Defroster vents for all window areas.

Operator's seat: Operator's seat with adjustable suspension and retractable seatbelt. The seat is mounted on a bracket on the rear cab wall. The forces from the retractable seatbelt are absorbed by the seat rails.

Standard: The cab is tested and approved according to ROPS (ISO 3471), FOPS (ISO 3449). The cab meets with requirements according to ISO 6055 (Operator overhead protection - Industrial trucks) and SAE J386 ("Operator Restraint System").

Sound level in cab according to ISO 6396/SAE J2105

LpA	dB(A)	70
-----	-------	----

External sound level according to ISO 6395/SAE J2104

LwA	dB(A)	108
-----	-------	-----

Ventilation	m ³ /min	9
-------------	---------------------	---

Heating capacity	kW	16
------------------	----	----

Air conditioning (optional)	kW	7.5
-----------------------------	----	-----

Steering system

Steering system: Load-sensing, hydrostatic articulated steering.

System supply: The steering system has priority feed from a load-sensing axial piston pump.

Steering cylinders: Two double-acting cylinders.

Cylinder bore	mm	100
---------------	----	-----

Piston rod diameter	mm	60
---------------------	----	----

Stroke	mm	525
--------	----	-----

Working pressure	MPa	21 ± 0.35
------------------	-----	-----------

Maximum flow	l/min	252
--------------	-------	-----

Maximum articulation	± °	37
----------------------	-----	----

Service

Service accessibility: Large, easy-to-open hood covering whole engine department, electrically operated. Fluid filters and component breather air filters promote long service intervals. Possibility to monitor, log and analyze data to facilitate troubleshooting.

Fuel Tank	l	366
-----------	---	-----

Engine coolant	l	55
----------------	---	----

AdBlue	l	31
--------	---	----

Hydraulic oil tank	l	156
--------------------	---	-----

Transmission oil	l	48
------------------	---	----

Engine oil	l	50
------------	---	----

Axle oil front/rear	l	46 / 55
---------------------	---	---------

Lift arm system

The Volvo high-lift arm system is a rugged and stable in-house design, with optimized visibility throughout the work cycle. The new lift arm design gives increased lift height and the possibility to rotate the grapple 360 degrees fully open at top position. The lift height is 5.8 meters under closed grapple.

Lift cylinders		2
----------------	--	---

Cylinder bore	mm	140
---------------	----	-----

Piston rod diameter	mm	110
---------------------	----	-----

Stroke	mm	2 220
--------	----	-------

Tilt cylinder		2
---------------	--	---

Cylinder bore	mm	140
---------------	----	-----

Piston rod diameter	mm	70
---------------------	----	----

Stroke	mm	691
--------	----	-----

Hydraulic system

System supply: Two load-sensing axial piston pumps with variable displacement. The steering function always has priority from one of the pumps.

Valves: Two main valves. Main valve 1: 2 spool control valve for lift- and tilt function. Main valve 2: 4 spool control valve for grapple, grapple tilt, rotator and log pusher (extra equipment).

Filter: Full flow filtration through 10 micron (absolute) filter cartridge.

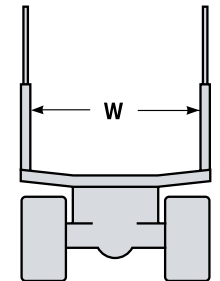
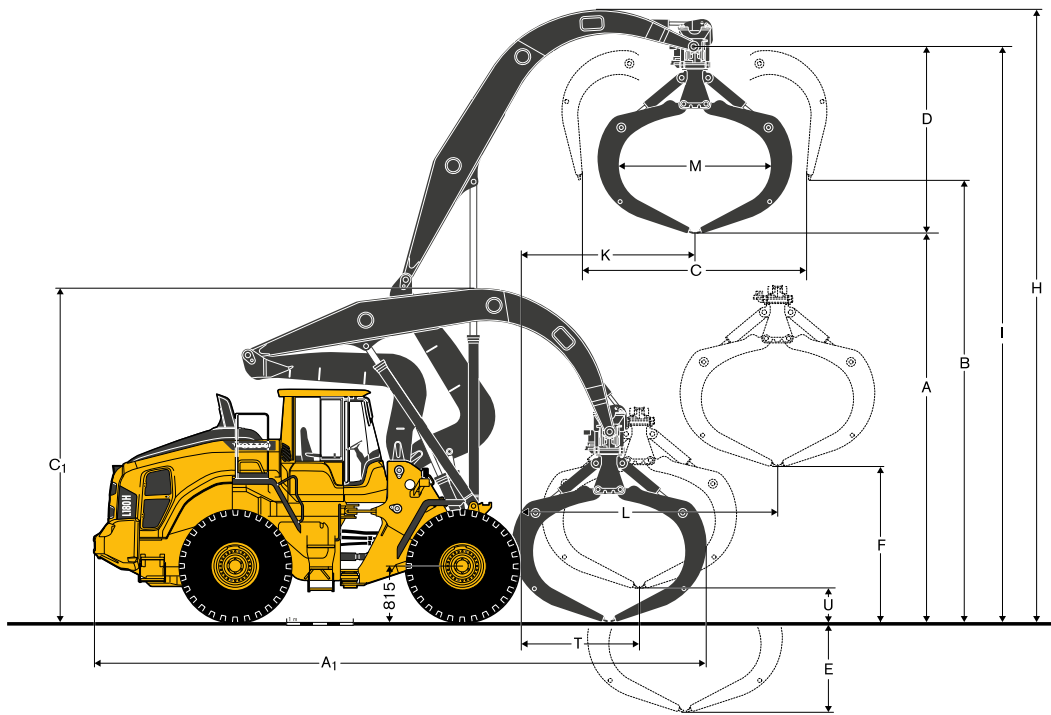
Working pressure maximum, pump 1	MPa	20
----------------------------------	-----	----

Working pressure maximum, pump 2	MPa	21
----------------------------------	-----	----

Pilot system	MPa	3.2 - 4.0
--------------	-----	-----------

Lower, empty (top to bottom)	s	6
------------------------------	---	---

Specifications.

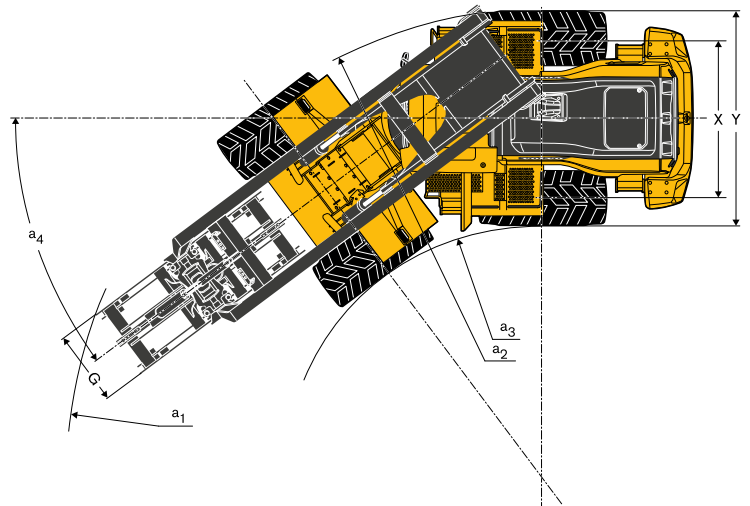







Note: When loading a vehicle, the log grapple's width (M-measure) should be 150 mm narrower compared to the distance between the "stakes" (W) on the vehicle.

Tires: 775/65 R29*

Rotating grapple, 360°, 3.2 m², 82127

A ₁	Grapple positioned lengthwise	mm	9 600
	- with log pusher	mm	9 916
A ₂	Grapple tilted forward	mm	10 590
C ₁	Grapple positioned lengthwise	mm	5 160
C ₂	Grapple tilted forward	mm	4 760
H		mm	9 132
I		mm	8 930
K		mm	2 760
L		mm	3 990
X		mm	2 280
Y		mm	3 080
a ₁		mm	7 630
a ₂		mm	6 840
a ₃		mm	3 830
a ₄		°	± 37



		Timber Length 5.0 m		Timber Length 4.0 m	Pulpwood Length 4.0 m	
						
Tires 775/65 R29*						
Grapple area	m ²	3.2	3.2	3.5	3.8	3.8
Grapple weight	kg	1 880	2 050/1 960	2 150	2 020/1 940	2 210
Working load	kg	8 800	8 600/8 700	8 500	8 600/8 700	8 500
A	mm	5 800	5 800	5 700	5 350	5 350
B	mm	6 700	6 700	6 600	6 450	6 450
C	mm	3 630	3 630	3 750	4 500	4 500
D	mm	2 900	2 900	2 850	3 350	3 200
E	mm	1 330	1 330	1 430	1 780	1 780
F	mm	2 255	2 255	2 150	1 800	1 800
G	mm	1 100	1 100/900	11	1 100/900	900
M	mm	2 400	2 400	2 550	2 350	2 350
Operating weight*	kg	33 600	33 800/33 700	33 700	33 760/33 680	34 030
Shortwood (pulpwood)					x	x
Timber		x	x	x		
Terminal handling		x	x	x	x	x
Unloading/loading of vehicles		x	x	x	x/x	x/x
Unloading against wall					x	x
With hydraulic clamping arms			x	x		x
With triplex chain		x			x	
Order no.		91 852	82 127/82 126	82 128	94 463/93 607	82 129

* Including liquid in rear tires. Optional liquid in front tires increases the weight by 1830 kg.
The log pusher increases operating weight by 800 kg. Log pusher, order no. 84184.

Equipment.

STANDARD EQUIPMENT

Service and maintenance

- Automatic lubrication system
- Engine oil remote drain and fill
- Transmission oil remote drain and fill
- Lubrication manifolds, ground accessible
- Pressure check connections: transmission and hydraulic, quick-connects
- Tool box, lockable

Engine

- Exhaust after-treatment system
- Two stage air cleaner, pre-cleaner, primary and secondary filter
- Indicator for coolant level
- Preheating of induction air
- Fuel pre-filter with water trap
- Fuel filter
- Crankcase breather oil trap
- Exterior radiator air intake protection

Electrical system

- 24 V, pre-wired for optional accessories

- Alternator 24V/80A/2280W

- Battery disconnect switch

- Fuel gauge

- Hour meter

- Electric horn

- Instrument cluster:

- Fuel level
- Diesel Exhaust Fluid/AdBlue level
- Transmission temperature
- Coolant temperature
- Instrument lighting

- Lighting:

- Twin halogen front headlights with high and low beams
- Parking lights
- Double brake and tail lights
- Turn signals with flashing hazard light function
- Halogen work lights (2 front and 2 rear)

Contronic monitoring system

- Monitoring and logging of machine data

- Contronic display

- Fuel consumption

- Diesel Exhaust Fluid/AdBlue consumption

- Ambient temperature

- Clock

- Test function for warning and indicator lights

- Brake test

- Test function, sound level at max fan speed

- Warning and indicator lights:

- Battery charging
- Parking brake

- Warning and display message:

- Regeneration
- Engine coolant temperature
- Charge-air temperature
- Engine oil temperature
- Engine oil pressure
- Transmission oil temperature
- Transmission oil pressure
- Hydraulic oil temperature
- Brake pressure
- Parking brake applied
- Brake charging
- Overspeed at direction change
- Axle oil temperature
- Steering pressure
- Crankcase pressure
- Attachment lock open
- Safety Belt Warning

- Level warnings:

- Fuel level
- Diesel Exhaust Fluid/AdBlue level
- Engine oil level
- Engine coolant level
- Transmission oil level
- Hydraulic oil level
- Washer fluid level

- Engine torque reduction in case of malfunction indication:

- High engine coolant temperature
- High engine oil temperature
- Low engine oil pressure
- High crankcase pressure
- High charge-air temperature

- Engine shutdown to idle in case of malfunction indication:

- High transmission oil temperature
- Slip in transmission clutches

- Keypad, background lit

- Start interlock when gear is engaged

Drivetrain

- Automatic Power Shift

- Fully automatic gearshifting, 1-4

- PWM-controlled gearshifting

- Forward and reverse switch by hydraulic lever console

- Indicator glass for transmission oil level

- Differentials: Front, 100% hydraulic diff lock. Rear, conventional.

- OptiShift

- Lock-up first gear

Brake system

- Dual brake circuits

- Dual brake pedals

- Secondary brake system

- Parking brake, electro-hydraulic

- Brake wear indicators

- Oil cooler and filter front & rear axle

Cab

- ROPS (ISO 3471), FOPS (ISO 3449)

- Single key kit door/start

- Acoustic inner lining

- Cigarette lighter, 24 V power outlet

- Lockable door

- Cab heating with fresh air inlet and defroster

- Fresh air inlet with two filters

- Automatic heat control

- Floor mat

- Dual interior lights

- Interior rear-view mirrors

- Dual exterior rear-view mirrors

- Sliding window, right side

- Tinted windshield glass

- Retractable seatbelt (SAE J386)

- Adjustable steering wheel

- Storage compartment

- Document pocket

- Sun visor

- Beverage holder

- Windshield washer front and rear

- Windshield wipers front and rear

- Interval function for front and rear wipers

Hydraulic system

- Main valve, double acting 2-spool with hydraulic pilots

- Variable displacement axial piston pumps (3) for:

- 1 Working hydraulics, Pilot hydraulics and Brake system

- 2 Working hydraulics, Pilot hydraulics, Steering and Brake system

- 3 Cooling fan and Brake system

- Electro-hydraulic servo controls

- Electronic hydraulic lever lock

- Automatic boom kick-out

- Automatic bucket positioner

- Double-acting hydraulic cylinders

- Indicator glass for hydraulic oil level

- Hydraulic oil cooler

- Boom suspension system

External equipment

- Orange hand rails

- Fenders, front and rear

- Viscous cab mounts

- Rubber engine and transmission mounts

- Frame, joint lock

- Vandalism lock prepared for

- Engine compartment

- Radiator grille

- Lifting eyes

- Tie-down eyes

- Fabricated counterweight

- Counterweight, pre-drilled for optional guards

Other equipment

- Counterweight, logging

OPTIONAL EQUIPMENT

Service and maintenance

- Oil sampling valve

- Refill pump for grease to lube system

- Tool kit

- Wheel nut wrench kit

- CareTrack, GSM, GSM/Satellite

- Telematics, Subscription

Engine

- Air pre-cleaner, cyclone type

- Air pre-cleaner, oil-bath type

- Air pre-cleaner, turbo type

- Engine auto shutdown

- Engine block heater 230V/110V

- Fuel fill strainer

- Fuel heater

- Hand throttle control

- Max. fan speed, hot climate

- Radiator, corrosion-protected

- Reversible cooling fan

- Reversible cooling fan and axle oil cooler

OPTIONAL EQUIPMENT

Electrical system

Anti-theft device
Emergency stop
Locking device, Tag out Lock out
Headlights, assym. left
License plate holder, lighting
Rear vision system, colour LCD monitor in the cab
Reduced function working lights, reverse gear activated
Reverse alarm, audible
Reverse alarm, audible, multi-frequency
Reverse warning light, strobe lighting
Side marker lamps
Warning beacon LED
Working lights halogen, attachments
Working lights LED, attachments
Working lights on cab halogen, rear
LED Head Light
Working lights, on cab LED, rear
Working lights, rear in grille, 2 LED lamps
Working lights, front above head lamps, 2 LED lamps
Taillight, LED lamp
Electrical distribution unit 24 volt
Radar detect system
Jump start connector, NATO-Type

Cab

Anchorage for Operator's manual
Automatic Climate Control, ACC
ACC control panel, with Fahrenheit scale
Asbestos dust protection filter
Ashtray
Cab air pre-cleaner, cyclone type
Carbon filter
Cover plate, under cab
Lunch box holder
Volvo Armrest, operator's seat, left
Operator's seat, Volvo air susp, heavy-duty, high back, heated
Operator's seat, (air seat std) 2-point seat belt
Operator's seat, (air seat std) 3-point seat belt
Radio installation kit incl. 12 volt outlet, left side
Radio installation kit incl. 12 volt outlet, right side
Radio (with AUX, Bluetooth and USB connection)
Subwoofer
Steering wheel knob
Sun blinds, rear windows
Sun blinds, side windows
Timer cab heating
Window, sliding, door
Universal door/ignition key
Remote door opener
Forward view mirror
Cab heater power outlet 240V

Drivetrain

Speed limiter

Brake system

Stainless steel, brake lines

Hydraulic system

Separate attachment locking
Hydraulic fluid, biodegradable, Volvo
Hydraulic fluid, fire-resistant
Hydraulic fluid, for hot climate

External equipment

Cab ladder, rubber-suspended
Fire suppression system
Mudguards, full cover wideners and prot. Included
Tow hitch

Protective equipment

Belly guard rear
Cover plate, rear frame
Cab roof, heavy-duty
Guards for front headlights
Guards for radiator grill
Guards for tail lights
Windows, side and rear guards
Windshield guard

Other equipment

CE-marking
Comfort Drive Control (CDC)
Secondary steering with automatic test function
Sound decal, EU
Sound decal, USA
Reflecting stickers (decals), machine contour
Reflecting stickers (stripes), machine contour Cab
Noise reduction kit, exterior
Sign, slow moving vehicle
Sign, 50 km/h

Tires

775/65 R29

Attachments

Log grapples

SELECTION OF VOLVO OPTIONAL EQUIPMENT

Log pusher



LED lights package



Fire suppression system



Rotating beacon LED



3-point seat belt



Radar detect system



Not all products are available in all markets. Under our policy of continuous improvement, we reserve the right to change specifications and design without prior notice. The illustrations do not necessarily show the standard version of the machine.

VOLVO

Volvo Construction Equipment

www.volvoce.com