

VOLVO WHEEL LOADERS

L30G, L35G

5.5-6.25 t 75hp



A PASSION FOR PERFORMANCE.

At Volvo Construction Equipment, we're not just coming along for the ride. Developing products and services that raise productivity – we are confident we can lower costs and increase profits for industry experts. Part of the Volvo Group, we are passionate about innovative solutions to help you work smarter – not harder.

Helping you to do more

Doing more with less is a trademark of Volvo Construction Equipment. High productivity has long been married to low energy consumption, ease of use and durability. When it comes to lowering life-cycle costs, Volvo is in a class of its own.

Designed to fit your needs

There is a lot riding on creating solutions that are suited to the particular needs of different industry applications. Innovation often involves high technology – but it doesn't always have to. Some of our best ideas have been simple, based on a clear and deep understanding of our customers' working lives.




You learn a lot in 180 years

Over the years, Volvo has advanced solutions that have revolutionized the use of construction equipment. No other name speaks Safety louder than Volvo. Protecting operators, those around them and minimizing our environmental impact are traditional values that continue to shape our product design philosophy.

We're on your side

We back the Volvo brand with the best people. Volvo is truly a global enterprise, one that is on standby to support customers quickly and efficiently – wherever they are.

We have a passion for performance.



Volvo Trucks

Renault Trucks

Mack Trucks





UD Trucks




Volvo Buses



Volvo Construction Equipment



Volvo Penta



Volvo Financial Services

PERFORMANCE THAT WON'T QUIT.

For demanding jobs, you need a reliable all-rounder to work as hard as you do. The Volvo L30G and L35G include the features necessary for maximum power and performance. We've kept the best elements from previous models but improved on our classics with new features - making the G-Series even more fuel efficient.


Dual hydraulics

Two independent hydraulic systems allow the operator to steer and lift at the same time without one function diminishing the other - for improved performance and faster cycle times.




Differential locks

Volvo differential locks distribute power equally to all four wheels at the push of a button, reducing tire slippage and boosting traction to prevent skid marks, tire wear and damage to surfaces.



Hydrostatic drive system

Thermostatically controlled hydraulics enables quick warm and efficient operation of hydrostatic drive and working hydraulics. Hydrostatic drive allows attachments to be used at low travel speed and high engine RPM.



Unique portal axles

The Volvo L30G and L35G feature portal axles for the highest ground clearance in their class. Their unique design protects the axles and propeller shaft even in the toughest environments, allowing the machine to pass over rough terrain and obstacles without risk of harm to the vehicle's underside.

POWERFUL BY DESIGN.



Compact design

Transversally mounted engines help make the L30G and the L35G as compact as possible - with a short turning radius and good maneuverability, even in tight spaces.

It's the details that count — and with the Volvo G-Series, thoughtful, intuitive design is standard. From the compact body style that improves maneuverability to the articulating oscillating joint that keeps everything level, G-series loaders are full of features that boost productivity, durability and efficiency.



Articulating oscillating joint

The articulating oscillating joint improves maneuverability and adds stability in rough terrain, providing operator comfort and superior steering capability.

Breakout force

Superior breakout, rim pull and lifting forces work together to deliver efficient performance and even greater productivity.



Z-bar linkage

Field-proven Z-bar linkage offers high breakout force and fast cycle times, as well as excellent parallel movement using the Volvo pallet forks - resulting in better productivity, power and control.

THE PERFECT BUSINESS PARTNER.

Imagine a machine that makes your working life simpler. With the Volvo G-Series, operability is easier and more intuitive, and service checks are quicker. Because the less time you spend on maintenance and the more at ease you are behind the wheel, the more time you can spend on the job.




Volvo Care Cab

The spacious, industry-leading Volvo cab offers exceptional all-around visibility, along with low noise and vibration levels - for greater comfort and safety.

Joystick

The intuitive, easy-to-use joystick controls the machine's operations, with third and fourth functions integrated into a single joystick as an option.



Display and console

The redesigned ergonomic display keeps you informed with all-important machine information.

Service access

Both units offer easy ground level access to service points, including fuel, air, hydraulic and oil filters, radiator, oil dipstick, hydraulic oil level gauges and battery.



Electronically controlled engine

The new Volvo engine is electronically controlled for excellent fuel efficiency and increased torque at low RPM. And the engine is more environmentally friendly, meeting Stage IIIB emissions regulations.



Analysis software

Monitor machine uptime with Volvo's diagnostic analysis software. MATRIS analyzes operational data from the machine's electronic control unit, while VCADS Pro can adjust machine function according to the results.

THE MULTITALENTED L30G/L35G.



Volvo Care Cab

Industry-leading Volvo cab with excellent all-around visibility, ergonomic controls and a comfortable, spacious interior.

Hydrostatic drive system

Hydraulic attachments operate at low travel and high engine speeds. Thermostat prevents overheating and shortens warm-up for efficient attachment performance.

Z-bar linkage

Offers high breakout force and cycle times with excellent parallel fork movement with Volvo pallet forks for good control and maneuverability.



Articulating oscillating joint

Provides easy maneuverability in rough terrain by keeping all wheels on ground as well as hydraulic hose protection.



Differential locks

Switch activated 100% differential locks transfer power equally to all wheels and reduce tire slippage for maximum traction on soft ground.

Integrated quick coupler

Fully integrated hydraulic quick coupler makes switching between attachments fast and easy.





Complete Solutions

Volvo provides the right solutions throughout the entire life cycle of your machine to lower total cost of ownership.



Compact design

The most compact machine design possible for a short turning radius, excellent maneuverability and stability in tight areas.

Service access

The transverse engine design provides easy access to service points under the hood for quick maintenance checks.

Stage IIIB engine

Powerful electronic-controlled engine for high fuel efficiency. Meets Stage IIIB emissions requirements.



Unique portal axles

Uniquely designed for high ground clearance to protect the axles and propeller shaft from damage.

Dual hydraulics

The powerful dual hydraulics system promotes faster cycle times.

ADDING VALUE TO YOUR BUSINESS.

Being a Volvo customer means having a complete set of services at your fingertips. Volvo can offer you a long-term partnership, protect your revenue and provide a full range of customer solutions using high quality parts, delivered by passionate people. Volvo is committed to increasing the positive return on your investment and maximising uptime.



Customer Support Agreements

The range of Customer Support Agreements offer preventive maintenance, total repairs and a number of uptime services.

Volvo uses the latest technology to monitor machine operation and status, giving you advice to increase your profitability. By having a Customer Support Agreement you are in control of your service costs.



Genuine Volvo Parts

Our attention to detail is what makes us stand out. This proven concept acts as a solid investment in your machine's future. Parts are extensively tested and approved because every part is vital for uptime and performance. Only by using Genuine Volvo Parts, can you be sure that your machine retains the renowned Volvo quality.



Service Network

In order to respond to your needs faster, a Volvo expert is on the way to your job site from one of our Volvo facilities. With our extensive infrastructure of technicians, workshops and dealers, Volvo has a comprehensive network to fully support you using local knowledge and global experience.



Complete Solutions

Volvo has the right solution for you. So why not let us provide all your needs throughout the whole life cycle of your machine? By listening to your requirements, we can reduce your total cost of ownership and increase your revenue.

FLEXIBILITY IN EVERY APPLICATION.

Volvo knows wheel loaders - after all, we've been producing them since 1954. With nearly 60 years of experience, we understand what our customers need to get the job done. That's why we offer a variety of highly adaptable attachments, to make the G-Series even more versatile.

Volvo attachments

From forks and buckets to material handling arms, Volvo offers a wide range of attachments to make the G-Series even more comprehensive and flexible. Volvo attachments are perfectly matched to a machine's linkage, hydraulics and driveline for superior productivity.

TP linkage

For even greater customization possibilities, the L35G can come with optional TP linkage that combines the benefits of different linkage systems for high breakout torque and parallel movement.



VOLVO L30G, L35G IN DETAIL.

Engine

Volvo 4-cylinder diesel engine with turbocharger, watercooled. Compliant to Stage IIIB environmental regulations. Cooled Exhaust Gas Recirculation (EGR), diesel particulate filter (DPF) and electronic throttle pedal. Maximum engine incline is 30 degrees in all directions.

Air cleaning:

1. Paper filter with indicator in cab
2. Safety filter

		L30G	L35G
Engine	Volvo	D3.3H	D3.3H
Gross power at	r/min	2 600	2 600
SAE J1995	kW / hp	55.4 / 74.8	55.4 / 74.8
Net power at	r/min	2 600	2 600
SAE J1349 - DIN ISO 1585	kW / hp	52.4 / 71.3	52.4 / 71.3
Max torque at	r/min	1 500	1 500
SAE J1349 netto	Nm	265	265
Cubic capacity	cm ³	3 300	3 300

Electrical system

		L30G	L35G
Voltage	V	12	12
Battery capacity	Ah	100	100
Alternator rating	W / Ah	12 / 90	12 / 90
Starter motor output	kW	3	3

Drivetrain

Transmission: hydrostatic transmission, full power shift under load, both when changing direction (forward and reverse) and between ranges.

Maximum drawbar force can be achieved in all ranges. "Inch/brake pedal" for variable machine speed control and power transfer to bucket hydraulics at constant engine rpm. Multi-function lever for change of direction, differential locks and use of the servo-control.

Axles: all-wheel drive by two rigid portal axles.

Differential locks: hydraulically actuated 100% differential locks in both axles.

Frame: solid front and rear frame, robot-welded. Articulating oscillating joint for optimum maneuverability and traction.

		L30G		L35G	
Oscillation at wheel, max.	mm	250		270	
Track	mm	1 482		1 532	
Angle of oscillation	°	±10		±10	
Tire / Rim size		365 / 80R20 / 11x20		405 / 70R20 / 13x20	
Maximum speed	km/h	Standard 20 km/h	High Speed 30 km/h	Standard 20 km/h	High Speed 30 km/h
1st range forward/reverse	km/h	6	8	6	8
2nd range forward/reverse	km/h	20	30	20	30

Brake system

Service brake: reliable dual braking system, acting upon all four wheels.

1. Wear-free, hydrostatic inching brake

2. Central friction brake, actuated via "inch/brake pedal". First stage of pedal application actuates the inching facility, the last third of pedal application applies the central friction brake.

Parking brake: Mechanically activated central drum brake, acting upon all four wheels.

Steering system

Hydrostatic steering. Central articulating-ocillating joint with damping effect.

Angle of articulation ±40°

Steering pump: gear pump

		L30G	L35G
Flow	l/min	33	33
At engine speed	r/min	2 600	2 600
Relief valve pressure	MPa	25	25

Cab

Instrumentation: All important information is centrally located in the operator's field of vision.

Hydraulic system

Thermostatically controlled oil circuit with integrated cooling system.

Hydraulic control valve: Servo-controlled, double acting control valve with three spool system, with primary and secondary pressure valves.

1. Lifting function / 2. Tilting function / 3. Additional function for hydraulic QC and attachments.

Hydraulic oil filter: Combined suction and return-filtration cartridge with a 10 µm filter. The filter can be replaced without emptying the hydraulic oil tank. Hydraulic pump is gear pump.

		L30G	L35G
Flow	l/min	57	69
At engine speed	r/min	2 600	2 600
Relief valve pressure	MPa	25	25

Linkage

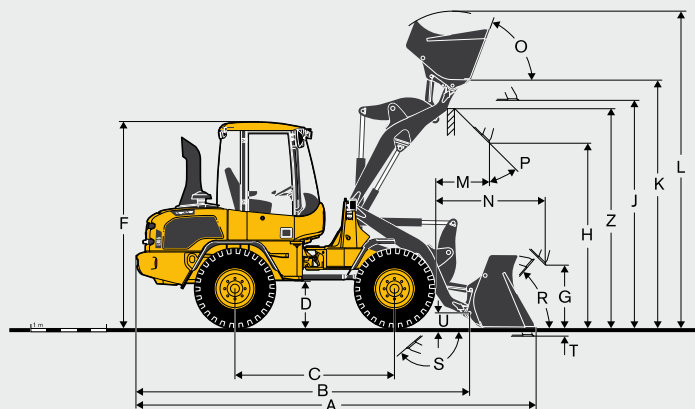
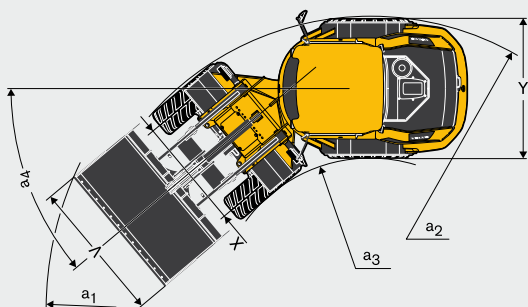
Powerful Z-bar loader-linkage. L35G is also available with TP linkage.

		L30G	L35G
Lift cylinders / Tilt cylinders		2 / 1	2 / 1
Lift time (loaded)	s	6.5	5.5
Lowering time (empty)	s	3.5	3.5
Dump time	s	1.5	1.2

Capacities

		L30G	L35G
Engine oil	l	11	11
Fuel tank	l	86.0	86.0
Front axle	l	12.2	12.2
Rear axle, incl. drop-box	l	13.5	13.5
Hydraulic tank, incl. hydraulic system	l	65.0	65.0

SPECIFICATIONS L30G, L35G Z-BAR.



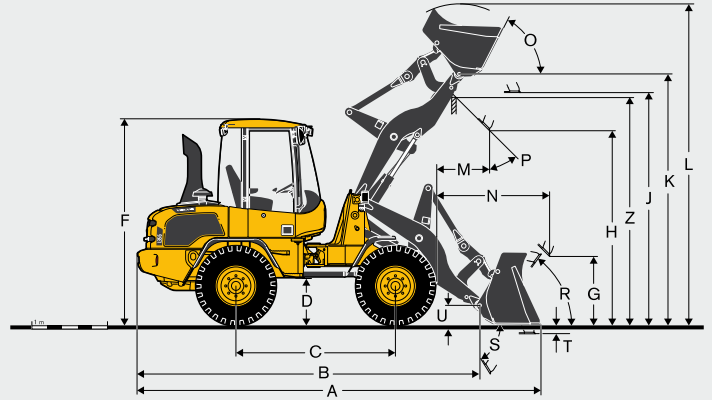
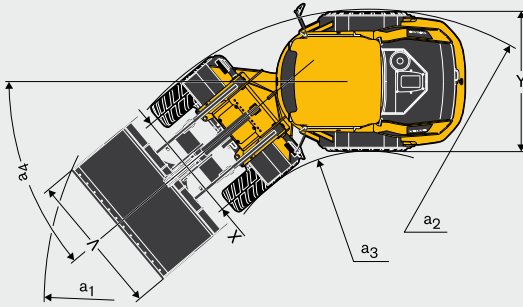
Description	Unit	L30G	L35G
		L30G with 365/80 R20 tires	L35G with 405/70 R20 tires
B	mm	4 480	4 485
C	mm	2 150	2 150
D	mm	600	610
F	mm	2 740	2 745
G	mm	900	900
J	mm	3 060	3 145
K	mm	3 260	3 345
O	°	70	66
P	°	45	45
R	°	50	50
S	°	140	135
U	mm	200	200
X	mm	1 482	1 532
Y	mm	1 835	1 932
Z	mm	2 960	3 050
a ₂	mm	3 900	3 960
a ₃	mm	2 030	1 980
a ₄	°	±40	±40

Description	Unit	L30G			
		GENERAL PURPOSE	Light material bucket	4-in-1	
L30G with 365/80 R20 tires					
Capacity heaped	m ³	1.0	1.1	1.5	0.9
Material density	kg/m ³	1 900	1 700	1 000	1 900
Static tipping load, straight (ISO / DIS)	kg	4 350	4 250	4 050	4 000
Static tipping load, full turn 40° (ISO / DIS)	kg	3 850	3 800	3 600	3 550
Hydraulic lifting capacity, max.	kN	57	55.5	54	53
Breakout force	kN	61	53	44	53
A Total length	mm	5 280	5 380	5 550	5 380
L Lift height, max.	mm	4 220	4 260	4 420	4 130
V Bucket width	mm	1 900	1 900	2 000	1 900
a ₁ Clearance circle	mm	8 490	8 550	8 730	8 560
T Digging depth	mm	50	50	50	55
H Dump height	mm	2 580	2 505	2 385	2 480
M Reach at max. height	mm	680	745	860	710
N Reach, max.	mm	1 455	1 525	1 640	1 490
Operating weight	kg	5 500	5 520	5 600	5 710

Description	Unit	L35G	
With Loading Fork Centre of gravity 500 mm			
Tipping load, full turn (ISO / DIS)	kg	3 000	
Payload according to EN 474-3, 60/80%	kg	1 800 / 2 400	
Payload 80%, transport position, 40° full turn	kg	2 500	
Description	Unit	L35G	
With Loading Fork Centre of gravity 500 mm			
Tipping load, full turn (ISO / DIS)	kg	3 340	3 300
Payload according to EN 474-3, 60/80%	kg	2 000 / 2 500	2 000 / 2 600
Payload 80%, transport position, 40° full turn	kg	2 500	2 800

Description	Unit	L35G		
		GENERAL PURPOSE	Light material bucket	4-in-1
L35G with 405/70 R20 tires				
Capacity heaped	m ³	1.2	1.5	1.0
Material density	kg/m ³	1 800	1 200	1 900
Static tipping load, straight (ISO / DIS)	kg	4 950	4 650	4 450
Static tipping load, full turn 40° (ISO / DIS)	kg	4 350	4 050	3 950
Hydraulic lifting capacity, max.	kN	61.5	57.5	58.5
Breakout force	kN	60.5	43.5	52.5
A Total length	mm	5 420	5 690	5 520
L Lift height, max.	mm	4 320	4 500	4 260
V Bucket width	mm	2 100	2 000	2 000
a ₁ Clearance circle	mm	8 760	8 825	8 740
T Digging depth	mm	95	95	100
H Dump height	mm	2 670	2 470	2 570
M Reach at max. height	mm	750	935	780
N Reach, max.	mm	1 570	1 755	1 600
Operating weight	kg	6 250	6 350	6 440

SPECIFICATIONS L35G TPZ, L35G TPV.



Description	Unit	L35G TPZ	L35G TPV
		L35G with TPZ-attachment carrier and 405/70 R20 tires	L35G with TPV-attachment carrier and 405/70 R20 tires
B	mm	4 595	4 595
C	mm	2 150	2 150
D	mm	580	580
F	mm	2 715	2 715
G	mm	900	850
J	mm	3 100	3 100
K	mm	3 350	3 350
O	°	63	63
P	°	45	45
R	°	50	50
S	°	58	58
U	mm	250	250
X	mm	1 532	1 532
Y	mm	1 932	1 932
Z	mm	3 020	3 100
a ₂	mm	3 960	3 960
a ₃	mm	1 980	1 980
a ₄	°	±40	±40

Description	Unit	L35G TPZ		
		GENERAL PURPOSE	Light material bucket	4-in-1
L35G with TPZ-attachment carrier and 405/70 R20 tires				
Capacity heaped	m ³	1.0	1.2	0.9
Material density	kg/m ³	1 800	1 500	1 900
Static tipping load, straight (ISO / DIS)	kg	4 200	4 150	3 900
Static tipping load, full turn 40° (ISO / DIS)	kg	3 700	3 650	3 450
Hydraulic lifting capacity, max.	kN	57	55.5	54
Breakout force	kN	62.5	54.5	59
A Total length	mm	5 420	5 520	5 460
L Lift height, max.	mm	4 290	4 330	4 200
V Bucket width	mm	2 000	2 000	2 000
a ₁ Clearance circle	mm	8 670	8 730	8 700
T Digging depth	mm	90	90	90
H Dump height	mm	2 610	2 535	2 560
M Reach at max. height	mm	725	785	715
N Reach, max.	mm	1 545	1 605	1 535
Operating weight	kg	6 100	6 120	6 285

Description	Unit	L35G TPZ
With Loading Fork Centre of gravity 500 mm		
Tipping load, full turn (ISO / DIS)	kg	2 930
Payload according to EN 474-3, 60/80%	kg	1 750 / 2 300
Payload 80%, transport position, 40° full turn	kg	2 500
Description	Unit	L35G TPV
With Loading Fork Centre of gravity 500 mm		
Tipping load, full turn (ISO / DIS)	kg	2 750
Payload according to EN 474-3, 60/80%	kg	1 650 / 2 200
Payload 80%, transport position, 40° full turn	kg	2 500

Description	Unit	L35G TPV		
		GENERAL PURPOSE	Light material bucket	4-in-1
L35G with TPV-attachment carrier and 405/70 R20 tires				
Capacity heaped	m ³	1.0	1.2	0.9
Material density	kg/m ³	1 800	1 400	1 800
Static tipping load, straight (ISO / DIS)	kg	3 950	3 900	3 750
Static tipping load, full turn 40° (ISO / DIS)	kg	3 500	3 450	3 300
Hydraulic lifting capacity, max.	kN	52	50.5	49
Breakout force	kN	54.5	48.5	51.5
A Total length	mm	5 520	5 620	5 555
L Lift height, max.	mm	4 250	4 390	4 260
V Bucket width	mm	2 000	2 000	2 000
a ₁ Clearance circle	mm	8 730	8 800	8 760
T Digging depth	mm	85	85	85
H Dump height	mm	2 550	2 470	2 490
M Reach at max. height	mm	800	855	785
N Reach, max.	mm	1 620	1 678	1 600
Operating weight	kg	6 200	6 240	6 390

EQUIPMENT.

STANDARD EQUIPMENT

	L30G	L35G
Engine		
Diesel engine, water cooled	•	•
Extra fuel filter	•	•
Cold start aid	•	•
Dry-type air filter	•	•
Electrical system		
Alternator 100 A	•	•
Main head lights (halogen) full/dipped/asymmetrical	•	•
Working lights (2 front/1 rear, right)	•	•
Parking lights	•	•
Rear lights	•	•
Brake lights	•	•
Direction indicators	•	•
Hazard warning lights	•	•
Reversing lights	•	•
Cab lighting	•	•
Instrumentation & controls		
Multi-function lever	•	•
12 Volt accessories socket	•	•
Horn	•	•
Hazard warning switch	•	•
Safety start	•	•
Analog information for:	•	•
Fuel level	•	•
Engine temperature	•	•
LED-illuminated symbols (colour-coded) for:	•	•
Direction (forward/reverse)	•	•
Indicators (left/right)	•	•
Pre-heater	•	•
Main beam	•	•
Differential locks	•	•
LED-illuminated symbols (red) with acoustic signal for:	•	•
Parking brake	•	•
Air filter restriction	•	•
Drive system oil temperature	•	•
Engine temperature	•	•
Engine oil pressure	•	•
Battery charging	•	•
Return filter	•	•
Switches for:	•	•
Parking lights	•	•
Working lights (front/rear)	•	•
Windscreen wiper (rear)	•	•
Rotating beacon	•	•
Boom suspension system	•	•
Locking and activation of Volvo attachment carrier (TPV)	•	•
Activation of directional change on joystick	•	•
Digital LED display activated by dual function keys for:	•	•
Entry and retrieval of operating Information	•	•
Anti-theft function control	•	•


	L30G	L35G
Drivetrain		
Hydrostatic drive	•	•
Operator-selected 100% differential locks	•	•
Tires:		
365/80 R20	•	
405/70 R20		•
Cab, Exterior		
ROPS/FOPS-cab with flexible mountings	•	•
Walk-through cab	•	•
Lockable doors	•	•
All-round tinted safety glass	•	•
Windscreen wiper (front/rear)	•	•
Windscreen washer (front/rear)	•	•
Sliding window in the left door	•	•
Door stops	•	•
External rear view mirrors (right/left)	•	•
Cab, Interior		
4-way adjustable operator's seat	•	•
Adjustable steering column	•	•
Seat belt	•	•
Sunvisor	•	•
Heater with air-filter and defroster (front/rear)	•	•
Cab ventilation	•	•
Preparation for an optional air-conditioner	•	•
Storage box in the cab	•	•
Hydraulic system		
Gear-type pump	•	•
Control valve three-spool system	•	•
3rd hydraulic circuit	•	•
Working Equipment		
Bucket level indicator	•	•
Hydraulic quick-change attachment carrier	•	•
Carriage Body		
Fenders front/rear	•	•
Lockable engine hood	•	•
Towing device	•	•
Lifting eyes	•	•
Service and maintenance		
Tool kit	•	•
International Standards for Machines and Production		
Quality: DIN/ISO 9001	•	•
Safety: CE - Criteron	•	•
Machine guide-lines 2006/42/EC	•	•
ROPS ISO 3471	•	•
FOPS ISO 3449	•	•
Operating weight ISO 7131	•	•
Tipping load / Payload: ISO 14397-1	•	•
EMC (Electromagnetic Compatibility)	•	•
89/336/EEC plus supplement	•	•
Environment: DIN/ISO 14001	•	•
Sound regulation: 2000/14/EC	•	•

OPTIONAL EQUIPMENT (Standard on certain markets)

	L30G	L35G
Engine equipment		
Pre-heater	•	•
Pre cleaner air filter (Turbo II)	•	•
Oilbath air filter	•	•
Cab		
Handthrottle	•	•
Hand inch valve	•	•
Airconditioner	•	•
Radio	•	•
Working light (1 rear, left)	•	•
Air suspended/heated operator's seat	•	•
Hydraulic system		
Hydraulic coupler for 3rd hydraulic circuit	•	•
4th hydraulic circuit	•	•
Additional pump	•	•
Joystick with integrated 3rd function	•	•
Environment		
Initial filling of biodegradable hydraulic oil	•	•
Safety		
Anti-theft system	•	•
Protective guards for:	•	•
Main head lights	•	•
Working lights	•	•
Rear lights	•	•
Rotating beacon	•	•
Audible reverse alarm	•	•

SELECTION OF VOLVO OPTIONAL EQUIPMENT

Joystick with 3rd fonction



3rd and 4th hydraulic circuit



Air conditioning



Hand inch valve



High speed version



Reversible fan



VOLVO CONSTRUCTION EQUIPMENT

Volvo Construction Equipment is different. Our machines are designed, built and supported in a different way. That difference comes from an engineering heritage of over 180 years. A heritage of thinking first about the people who actually use the machines. About how to help them be safer, more comfortable, more productive. About the environment we all share. The result of that thinking is a growing range of machines and a global support network dedicated to helping you do more. People around the world are proud to use Volvo.

Not all products are available in all markets. Under our policy of continuous improvement, we reserve the right to change specifications and design without prior notice. The illustrations do not necessarily show the standard version of the machine.

VOLVO

Volvo Construction Equipment
www.volvoce.com

Ref. No 20035822-B
2013.11
Volvo, Global Marketing

English-21
CWL