



Volvo Construction Equipment

L30G, L35G

Volvo Compact Wheel Loaders 5.5-6.1 t 75 hp



A passion for performance

At Volvo Construction Equipment, we're not just coming along for the ride. Developing products and services that raise productivity – we are confident we can lower costs and increase profits for industry experts. Part of the Volvo Group, we are passionate about innovative solutions to help you work smarter – not harder.

Helping you to do more.

Doing more with less is a trademark of Volvo Construction Equipment. High productivity has long been married to low energy consumption, ease of use and durability. When it comes to lowering life-cycle costs, Volvo is in a class of its own.

Designed to fit your needs.

There is a lot riding on creating solutions that are suited to the particular needs of different industry applications. Innovation often involves high technology – but it doesn't always have to. Some of our best ideas have been simple, based on a clear and deep understanding of our customers' working lives.



You learn a lot in 180 years.

Over the years, Volvo has advanced solutions that have revolutionized the use of construction equipment. No other name speaks Safety louder than Volvo. Protecting operators, those around them and minimizing our environmental impact are traditional values that continue to shape our product design philosophy.

We're on your side.

We back the Volvo brand with the best people. Volvo is truly a global enterprise, one that is on standby to support customers quickly and efficiently – wherever they are.

We have a passion for performance.



Volvo Trucks



Renault Trucks



Mack Trucks



UD Trucks



Volvo Buses



Volvo Construction Equipment



Volvo Penta



Volvo Financial Services

Efficient performance

Built for working in tough conditions, the L30G and L35G compact wheel loaders from Volvo are versatile machines, strong by design and well protected for enhanced durability. These robust, reliable machines are built to deliver superior performance that lasts. Featuring a comfortable cab, excellent hydraulics, easy-to-use controls and outstanding serviceability, these compact wheel loaders are designed to work with power and precision, improving safety and performance in all applications.

Versatile by design

The compact wheel loaders are suitable for any application, whether you are handling delicate freight, traveling frequently between worksites, or using demanding attachments. The dual hydraulics enable simultaneous lifting and steering, while the optional boom suspension absorbs bumps. Cut your transit time with the smooth hydrostatic drive and high speed option, and boost productivity with the optional auxiliary hydraulic pump, which provides up to 100 liters per minute.



Easy operations

Take a seat in the cozy Volvo Care Cab and benefit from optimum visibility with the perfectly designed dashboard and large expanse of glass. The operator can maneuver with ease and confidence thanks to exceptional all-round visibility. Customize your driving experience with the new adjustable steering column, providing more room to ensure a comfortable ride.



Safety first

The compact wheel loaders are easy to drive, even for less experienced operators, thanks to the single inching braking pedal. Designed with safety in mind, the FOPS / ROPS certified Cab enables safe ingress and egress, reducing the risk of accidents or injury. Promote best safety practices on your jobsite with the optional orange seatbelt and transmission cut-off switch.



Enhanced uptime

Reduce downtime and tighten costs with Volvo solutions. Maintain high power without the need for regeneration by selecting the newly introduced Diesel Oxidation Catalyst engine, or choose the Diesel Particulate Filter engine if working in sensitive environments. Maximize uptime with 100 hours lift frame greasing interval and excellent access to service the transversally mounted engine. Protect your investment from obstacles with the high ground clearance and sturdy, casted rear counterweight, ensuring high residual value of your compact wheel loader.





BOOST YOUR PERFORMANCE



Expect unbeatable traction and best-in-class ground clearance with the L30G and L35G. The compact wheel loaders are equipped with an articulated oscillating joint, 100% differential locks for front and rear wheels, and industry unique portal axles. Maintain excellent parallel movement with forks and ensure fast cycle times with Z-bar or TP linkages, delivering high tilt force throughout the entire lift path.



EFFICIENT ATTACHMENT CHANGES



Volvo attachment brackets are the perfect fit for maximizing productivity of your machine. Quickly and easily, connect to a full range of attachments, adding versatility and efficiency to your machine.

State-of-the-art support

Volvo is committed to providing a complete solution to guarantee the highest performance from your Volvo machine, including high quality attachments and state-of-the-art support through our customer solutions. Take advantage of our unique, global dealer support network to ensure your machine achieves maximum uptime, and generates maximum profit and growth for your business.

Robust attachments to match

Keep the production running with Volvo attachments, built to last. Trust our high quality attachments and gain peace of mind. Perfectly matched to Volvo compact wheel loader, Volvo buckets, forks, grapple and material handling arms make your machine perform at maximum capacity.



Retain Volvo quality

Our leading parts availability ensures maximum uptime of your machine. Volvo parts are extensively tested and approved because every part is vital for performance. Benefit from a cost-effective manufacturing program by selecting the Diesel Particulate Filter engine, providing short part delivery to reduce your maintenance time.



Here to support you

Volvo is here to support you whenever you need it. As a complete solutions provider, we listen to your requirements to ensure machine uptime and increase your revenue. With our extensive infrastructure of technicians, workshops and dealers, Volvo has a comprehensive network to fully support you using local knowledge and experience.



Control service costs

We can help support the profitability of your operation. The range of Customer Support Agreements offer preventive maintenance, total repairs and a number of uptime services. Volvo uses the latest technology to monitor machine operation and status, giving you advice to increase machine uptime. By having a Customer Support Agreement, you are in control of your service costs.



Ultimate performance

BOOST YOUR PERFORMANCE

Achieve unbeatable traction and ground clearance with an articulated oscillating joint, 100% differential locks, and industry unique portal axles.

Easy operations

Customize your comfort in the Volvo Care Cab, offering optimum visibility and the new adjustable steering column.

EFFICIENT ATTACHMENT CHANGES

Maximize the versatility and efficiency of your machine with Volvo attachment brackets.

Robust attachments to match

Perform at maximum capacity with Volvo buckets, forks, grapple and material handling arms to keep the production running.

Control service costs

Control costs with a wide variety of Customer Support Agreements, offering preventative maintenance, total repairs and uptime services.





Safety first

Secure your safety in the FOPS / ROPS certified Cab, equipped with the single inching braking pedal for maximum drivability.

Versatile by design

Boost productivity while minimizing transit time with the compact wheel loader, suitable for any application.

Enhanced uptime

Reduce downtime and control costs with Volvo solutions, offering flexibility and high return on investment.

Retain Volvo quality

Maximize uptime with Volvo's high quality components and remanufacturing program designed to suit you and your machine

Here to support you

Gain expert advice and support from Volvo. As a total solutions provider, we are here to increase your profitability.

L30G, L35G in detail

Engine

Volvo 4-cylinder, common rail, diesel engine compliant to EU stage IIIB and EPA Tier 4f environmental regulations.
Maximum engine incline is 30 degrees in all directions.
Air cleaning:
1. Paper filter with indicator in cab
2. Safety filter
Exhaust after treatment system:
- D3.3M: Cooled Exhaust Gas Recirculation (EGR), charge air cooler (CAC) and diesel oxidation catalyst (DOC).
- D3.3H Cooled Exhaust Gas Recirculation (EGR), diesel oxidation catalyst (DOC) and diesel particulate filter (DPF).

		L30G	L35G
Engine	Volvo	D3.3M or D3.3H	D3.3M or D3.3H
Max power at	r/min	2 600	2 600
SAE J1995 gross	kW	55.4	55.4
	hp	75	75
Max. torque at	r/min	1 500	1 500
SAE J1995 gross	Nm	265	265
Economic working range	r/min	1 300 - 2 100	1 300 - 2 100
Displacement	l	3.3	3.3
Bore	mm	98	98
Stroke	mm	120	120

Electrical system

Contronic electrical system with central warning light and buzzer, providing clear and easy to read information to the operator.
A keypad allows easy navigation on the central LCD display with main and sub information field.
Indicators and activation lights are available for various control and monitoring functions.
An audible warning alarm will sound and a central warning indicator will flashes if abnormal operating values or error messages arise.
Gauges are available for coolant temperature and fuel level.
A fuse test port is available in the fuse box, allowing operators to perform initial investigations, reducing diagnostic time.

		L30G	L35G
Voltage	V	12	12
Batteries	V	1	1
Battery capacity	Ah	100	100
Alternator rating	W/A	1 260 / 90	1 260 / 90
Starter motor output	kW	3	3

Drivetrain

The hydrostatic transmission allows for speed range change without any tractive power interruption.
Maximum tractive power is available in all speed ranges, regardless of the driving direction.
Single "Inch/brake pedal" for variable machine speed control and easy power transfer to the wheels at constant engine rpm.
Transmissions forward, neutral, reverse and differential locks buttons are all easy to reach on the multifunctional right joystick. This allows excellent ergonomics and greater efficiency in all applications thanks to the single-handed operation of the machine.
Two rigid portal axles provides long durability and best in class ground clearance.
The central articulating-oscillating joint and all wheel drive allows excellent mobility in all ground conditions.
The 100% differential lock on both axles enable low tire wear on hard ground while maximizing traction force in soft terrain.

		L30G	L35G
Angle of oscillation	± °	10	10
Oscillation at wheel, max.	mm	250	270
Track	mm	1 482	1 532
Travel speed, forward/reverse			
1st range	km/h	6	6
2nd range	km/h	20	20
Low-speed version			
1st gear	km/h	6	6
2nd gear	km/h	20	20
High-speed version			
1st gear	km/h	8	8
2nd gear	km/h	30	30

Tires

		L30G	L35G
Size		365 / 80 R20	405 / 70 R20

Linkage

Z-bar linkage providing high breakout force to the bucket and also parallel movement to the fork frame thanks to Volvo's specific kinematics.

		L30G	L35G
Linkage system		Z-bar	Z-bar
Lift cylinders		2	2
Tilt cylinders		1	1
Lift time (loaded)	s	6.5	5.5
Lowering time (empty)	s	3.5	3.5
Dump time	s	1.5	1.2

Brake System

Service brake: an Inching-brake pedal provides hydrostatic wearless braking in the first stage for precise approach; if applied further the central disk brake takes over for final braking and machine immobilization.
Parking brake: Mechanically activated central drum brake, located on the rear axle dropbox and acting upon all four wheels.

Steering System

Central articulating-oscillating joint with Elastical end-stops.
Hydrostatic steering powered via a dedicated gear pump allowing precise operation even at low engine revolutions: steering the machine does not influence the working hydraulic speed e.g. when lifting loads.

		L30G	L35G
Steering cylinders		1	1
Working pressure	MPa	19	19
Maximum flow	l/min	33.5	33.5
Max articulation	± °	40	40

Cab

The cab is tested and approved according to ROPS (ISO 3471, SAE J1040) and FOPS (ISO 3449).
The cab is compliant with ISO 6055 requirements regarding Operator overhead protection - Industrial trucks and SAE J386 regarding Operator Restraint System.
The operator's seat features an adjustable suspension and a retractable seatbelt.
Fresh air is filtered through a large elements prior entering, ensuring extremely clean air distribution in the cab.
Several air vents enables fast de-misting and defrosting.
The contronic monitoring system provides all important information in a central position and all machine controls are located in the operator's field of vision.

Hydraulic system

Working hydraulic system with pilot operated control valves.
System supply: A gear pump provides flow to the working hydraulic.
System control: Double-acting 3-spools main control valve.
The lift function has four positions: lift, hold (neutral), lower and float position.
The tilt function has three positions: rollback, hold (neutral) and dump.
A fourth hydraulic functions is available as options to power hydraulic implements (Hi-Tip bucket, angle sweeper etc...)
Filtration:
Full-flow filtration through 10 micron (absolute) filter cartridge in a combined suction-return-filter.
Cooling:
Thermostatically controlled oil flow to oil cooler (fast warm-up, optimized cooling).

		L30G	L35G
Working pressure max	MPa	23	24
Flow	l/min	57	69
at engine speed	r/min	2 600	2 600

Service Refill

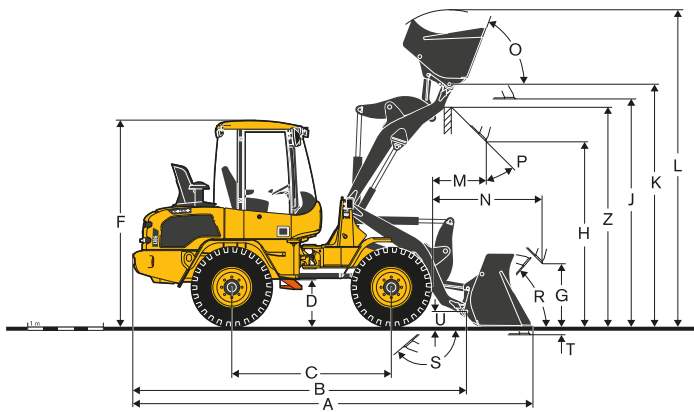
Ground level access, fuel filler and hydraulic oil filler well protected under the rear engine hood.

		L30G	L35G
Fuel tank	l	84	84
Engine oil	l	11.2	11.2
Engine coolant	l	11	11
Hydraulic tank	l	54	54
Front axle oil	l	12.2	12.2
Rear axle oil	l	13.5	13.5

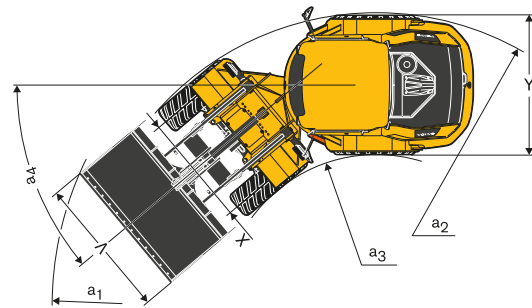
Sound Level

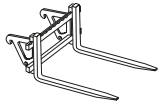
		L30G	L35G
In-cab sound pressure level according to ISO 6396:			
LpA	dB(A)	75	75
External sound power level around the machine according to ISO 6395:			
LwA	dB(A)	99	99


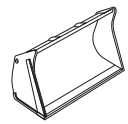
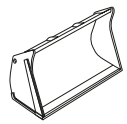

Specifications



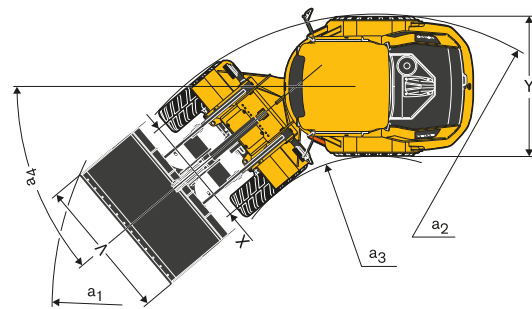
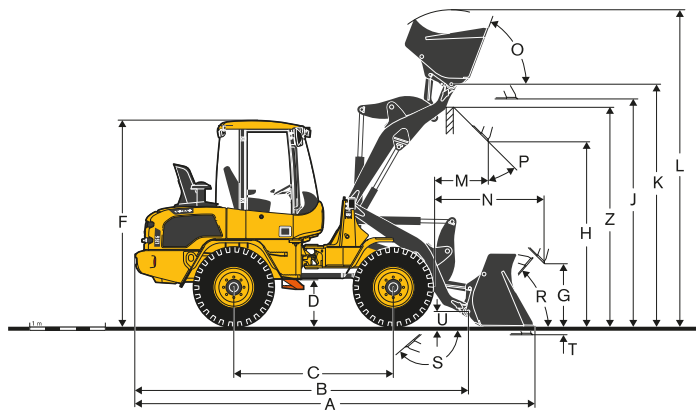
Description	Unit	L30G Z-BAR	
		with 365/80 R20 tires	
B	mm	4 480	
C	mm	2 150	
D	mm	600	
F	mm	2 740	
G	mm	900	
J	mm	3 060	
K	mm	3 260	
O	°	70	
P	°	45	
R	°	50	
S	°	140	
U	mm	200	
X	mm	1 482	
Y	mm	1 835	
Z	mm	2 960	
a ₂	mm	3 900	
a ₃	mm	2 030	
a ₄	°	±40	



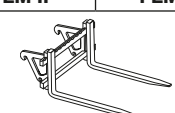
Description	Unit	L30G Z-BAR
With Loading Fork		
Centre of gravity 500mm		
		
Tipping load, full turn (ISO / DIS)	kg	3 000
Payload according to EN 474-3, 60/80%	kg	1 800 / 2 400
Payload 80%, transport position, 40 ° full turn	kg	2 500

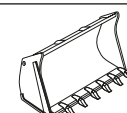
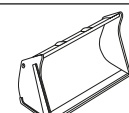
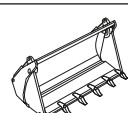
Description	Unit	L30G Z-BAR			
		GENERAL PURPOSE	Light material bucket	4-in-1	
with 365/80 R20 tires					
					
Capacity heaped	m ³	1.0	1.1	1.5	0.9
Material density	kg/m ³	1 900	1 700	1 000	1 900
Static tipping load, straight (ISO / DIS)	kg	4 350	4 250	4 050	4 000
Static tipping load, full turn 40° (ISO / DIS)	kg	3 850	3 800	3 600	3 550
Hydraulic lifting capacity, max.	kN	57	55.5	54	53
Breakout force	kN	61	53	44	53
A Total length	mm	5 280	5 380	5 550	5 380
L Lift height, max.	mm	4 220	4 260	4 420	4 135
V Bucket width	mm	1 900	1 900	2 000	1 900
a ₁ Clearance circle	mm	8 490	8 550	8 730	8 560
T Digging depth	mm	50	50	50	55
H Dump height	mm	2 580	2 505	2 385	2 480
M Reach at max. height	mm	680	745	860	710
N Reach, max.	mm	1 455	1 525	1 640	1 490
Operating weight	kg	5 500	5 520	5 600	5 710

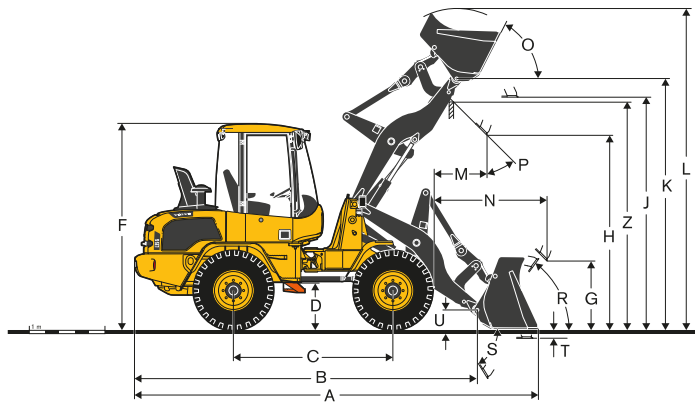
Specifications



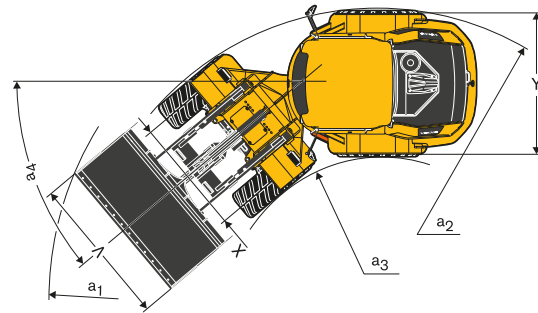
Description	Unit	L35G Z-BAR with 405/70 R20 tires	
B	mm	4 485	
C	mm	2 150	
D	mm	610	
F	mm	2 745	
G	mm	900	
J	mm	3 145	
K	mm	3 345	
O	°	66	
P	°	45	
R	°	50	
S	°	135	
U	mm	200	
X	mm	1 532	
Y	mm	1 932	
Z	mm	3 050	
a ₂	mm	3 960	
a ₃	mm	1 980	
a ₄	°	±40	

Description	Unit	L35G Z-BAR	
		FEM II	FEM III
With Loading Fork Centre of gravity 500mm 			
Tipping load, full turn (ISO / DIS)	kg	3 340	3 300
Payload according to EN 474-3, 60/80%	kg	2 000 / 2 500	2 000 / 2 600
Payload 80%, transport position, 40 ° full turn	kg	2 500	2 800

Description	Unit	L35G Z-BAR		
		GENERAL PURPOSE	Light material bucket	4-in-1
with 405/70 R20 tires				
				
Capacity heaped	m ³	1.2	1.5	1
Material density	kg/m ³	1 800	1 200	1 900
Static tipping load, straight (ISO / DIS)	kg	4 950	4 650	4 450
Static tipping load, full turn 40° (ISO / DIS)	kg	4 350	4 050	3 950
Hydraulic lifting capacity, max.	kN	61.5	57.5	58.5
Breakout force	kN	60.5	43.5	52.5
A Total length	mm	5 420	5 690	5 520
L Lift height, max.	mm	4 320	4 500	4 260
V Bucket width	mm	2 100	2 000	2 000
a ₁ Clearance circle	mm	8 760	8 825	8 740
T Digging depth	mm	95	95	100
H Dump height	mm	2 670	2 470	2 570
M Reach at max. height	mm	750	935	780
N Reach, max.	mm	1 570	1 755	1 600
Operating weight	kg	6 100	6 200	6 440



Description	Unit	L35G TPZ	L35G TPV
		L35G with TPZ-attachment carrier and 405/70 R20 tires	L35G with TPV-attachment carrier and 405/70 R20 tires
B	mm	4 595	4 595
C	mm	2 150	2 150
D	mm	580	580
F	mm	2 715	2 715
G	mm	900	850
J	mm	3 100	3 100
K	mm	3 350	3 350
O	°	63	63
P	°	45	45
R	°	50	50
S	°	58	58
U	mm	250	250
X	mm	1 532	1 532
Y	mm	1 932	1 932
Z	mm	3 020	3 100
a ₂	mm	3 960	3 960
a ₃	mm	1 980	1 980
a ₄	°	±40	±40



Description	Unit	L35G TPZ	L35G TPV
With Loading Fork Centre of gravity 500mm			
Tipping load, full turn (ISO / DIS)	kg	2 930	2 750
Payload according to EN 474-3, 60/80%	kg	1 750 / 2 300	1 650 / 2 200
Payload 80%, transport position, 40° full turn	kg	2 500	2 500

Description	Unit	L35G TPZ			L35G TPZ		
		GENERAL PURPOSE	Light material bucket	4-in-1	GENERAL PURPOSE	Light material bucket	4-in-1
L35G with TPZ-attachment carrier and 405/70 R20 tires							
Capacity heaped	m ³	1	1.2	0.9	1	1.2	0.9
Material density	kg/m ³	1 800	1 500	1 900	1 800	1 400	1 800
Static tipping load, straight (ISO / DIS)	kg	4 200	4 150	3 900	3 950	3 900	3 750
Static tipping load, full turn 40° (ISO / DIS)	kg	3 700	3 650	3 450	3 500	3 450	3 300
Hydraulic lifting capacity, max.	kN	57	55.5	54	52	50.5	49
Breakout force	kN	62.5	54.5	59	54.5	48.5	51.5
A Total length	mm	5 420	5 520	5 460	5 520	5 620	5 555
L Lift height, max.	mm	4 290	4 330	4 200	4 250	4 390	4 260
V Bucket width	mm	2 000	2 000	2 000	2 000	2 000	2 000
a ₁ Clearance circle	mm	8 670	8 730	8 700	8 730	8 800	8 760
T Digging depth	mm	90	90	90	85	85	85
H Dump height	mm	2 610	2 535	2 560	2 550	2 470	2 490
M Reach at max. height	mm	725	785	715	800	855	785
N Reach, max.	mm	1 545	1 605	1 535	1 620	1 678	1 600
Operating weight	kg	5 950	5 970	6 135	6 050	6 090	6 240

Equipment

STANDARD EQUIPMENT		
	L30G	L35G
Engine		
Diesel engine, water cooled	•	•
Extra fuel filter	•	•
Cold start aid	•	•
Dry-type air filter	•	•
Electrical system		
Alternator 90 A	•	•
Main head lights (halogen)	•	•
full/dipped/asymmetrical	•	•
Working lights (2 front/1 rear, right)	•	•
Parking lights	•	•
Rear lights	•	•
Brake lights	•	•
Direction indicators	•	•
Hazard warning lights	•	•
Reversing lights	•	•
Cab lighting	•	•
Instrumentation & controls		
Multi-function lever		
12 Volt accessories socket	•	•
Horn	•	•
Hazard warning switch	•	•
Safety start	•	•
Analog LED-information for:		
Fuel level	•	•
Engine temperature	•	•
Drive system oil temperature	•	•
LED-illuminated symbols (colour-coded) for:		
Direction (forward/reverse)	•	•
Indicators (left/right)	•	•
Pre-heater	•	•
Main beam	•	•
Differential locks	•	•
LED-illuminated symbols (red) with acoustic signal for:		
Parking brake	•	•
Air filter restriction	•	•
Engine temperature	•	•
Engine oil pressure	•	•
Battery charging	•	•
Return filter	•	•
Touch pad with symbols and integrated LEDs for:		
Parking lights	•	•
Working lights (front/rear)	•	•
Windscreen wiper (rear)	•	•
Rotating beacon	•	•
Boom suspension system	•	•
Locking and activation of Volvo attachment carrier (TPV)	•	•
Activation of directional change on joystick	•	•
Digital LED display activated by dual function keys for:		
Entry and retrieval of operating information	•	•
Anti-theft function control	•	•
Drivetrain		
Hydrostatic drive	•	•
Operator-selected 100% differential locks	•	•
Tires 365/80 R20	•	•
Tires 405/70 R20		•
Cab, Exterior		
ROPS/FOPS-cab with flexible mountings	•	•
Walk-through cab	•	•
Lockable doors	•	•
All-round tinted safety glass	•	•
Windscreen wiper (front/rear)	•	•
Windscreen washer (front/rear)	•	•
Sliding window in the left door	•	•
Door stops	•	•
External rear view mirrors (right/left)	•	•

STANDARD EQUIPMENT		
	L30G	L35G
Cab, Interior		
4-way adjustable operator's seat	•	•
Adjustable steering column	•	•
Seat belt	•	•
Sunvisor	•	•
Heater with air-filter and defroster (front/rear)	•	•
Cab ventilation	•	•
Preparation for an optional air-conditioner	•	•
Storage box in the cab	•	•
Hydraulic system		
Gear-type pump	•	•
Control valve three-spool system	•	•
3rd hydraulic circuit	•	•
Working Equipment		
Bucket level indicator	•	•
Hydraulic quick-change attachment carrier	•	•
Carriage Body		
Fenders front/rear	•	•
Lockable engine hood	•	•
Towing device	•	•
Lifting eyes	•	•
Service and maintenance		
Tool kit	•	•
Official approval		
Machine conforming to European directive 2006/42/EC	•	•
Electromagnetic compatibility (EMC) conforming to European directive 2014/30/EC	•	•
Noise emissions in the environment conforming to directive 2000/14/EC	•	•
Tipping load and payload conforming to ISO 14397-1	•	•
ROPS conforming to ISO 3471	•	•
FOPS conforming to ISO 3449	•	•

OPTIONAL EQUIPMENT		
	L30G	L35G
Engine equipment		
Engine with Diesel Oxidation Catalyst	•	•
Engine with Diesel Oxidation Catalyst and Diesel Particulate Filter	•	•
Engine block heater	•	•
Fuel pre-heater	•	•
Pre cleaner air filter (Turbo II)	•	•
Oilbath air filter	•	•
Auto Engine Shutdown	•	•
Reversible cooling fan	•	•
Tropical cooling	•	•
Drivetrain		
Handthrottle	•	•
Hand inch valve	•	•
Driveline shutoff	•	•
Engine overspeeding protection	•	•
Wheel/Tires		
400/70R18	•	•
405/70R18	•	•
335/80R20	•	•
360/80R20	•	•
365/80R20	•	•
375/75R20	•	•
400/70R20	•	•
405/70R20	•	•
500/45-22.5	•	•
420/65R24	•	•

OPTIONAL EQUIPMENT		
	L30G	L35G
Cab		
Airconditioner	•	•
Radio preparation	•	•
Radio AUX/USB/Bluetooth	•	•
Air suspended/heated operator's seat	•	•
Rearview mirrors inside cab	•	•
Heated rearview mirrors	•	•
Auxiliary cab & engine heater	•	•
Orange seatbelt	•	•
Electrical		
One additional working light (rear left)	•	•
Magnetic rotating beacon	•	•
Foldable rotating beacon	•	•
Audible reverse alarm	•	•
Anti-theft system	•	•
Hydraulic system		
Hydraulic coupler for 3rd hydraulic circuit	•	•
4th hydraulic circuit	•	•
Flow share function	•	•
Additional pump	•	•
Joystick with integrated 3rd function	•	•
Hyd oil mineral VG46 HV	•	•
Hyd oil mineral VG32 HV	•	•
Hyd oil mineral VG68 HV	•	•
Hyd oil bio synthetic VG46	•	•
Boom suspension system	•	•
Bucket leveler	•	•
Tilt speed limiter mechanical	•	•
Auxiliary hydraulic's return line (direct to tank or via filter)	•	•

OPTIONAL EQUIPMENT		
	L30G	L35G
Protective equipment		
Windshield guard, front	•	•
Windshield guard, rear	•	•
Belly guards, front/rear	•	•
Engine hood protection	•	•
Protective guards for:		
Main head lights	•	•
Working lights	•	•
Rear lights	•	•
Front mudflaps	•	•
Other		
SMV warning triangle	•	•
Preparation for licence plate	•	•
Trailer hitch with electrical connector	•	•
Central Lubrication unit	•	•
Sweeper preparation	•	•
Salt sprayer preparation	•	•

SELECTION OF VOLVO OPTIONAL EQUIPMENT

Engine with DPF



Trailer hitch



Salt sprayer



Joystick with 3rd function



Hand inch valve



Boom Suspension System



Not all products are available in all markets. Under our policy of continuous improvement, we reserve the right to change specifications and design without prior notice. The illustrations do not necessarily show the standard version of the machine.

VOLVO

Volvo Construction Equipment

www.volvoce.com