

V O L V O



Volvo Excavators 22.1 t 129 kW

EC220

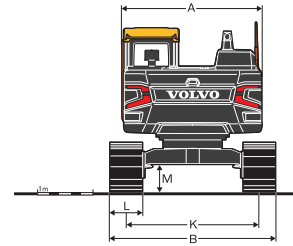
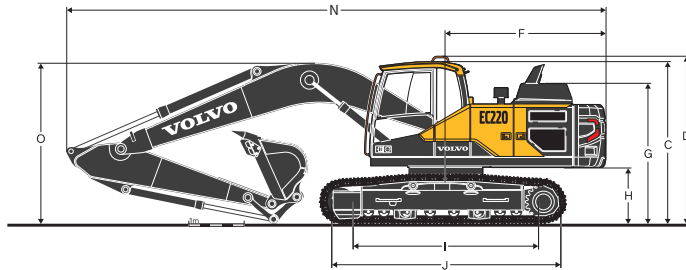
Volvo Construction Equipment

Specifications

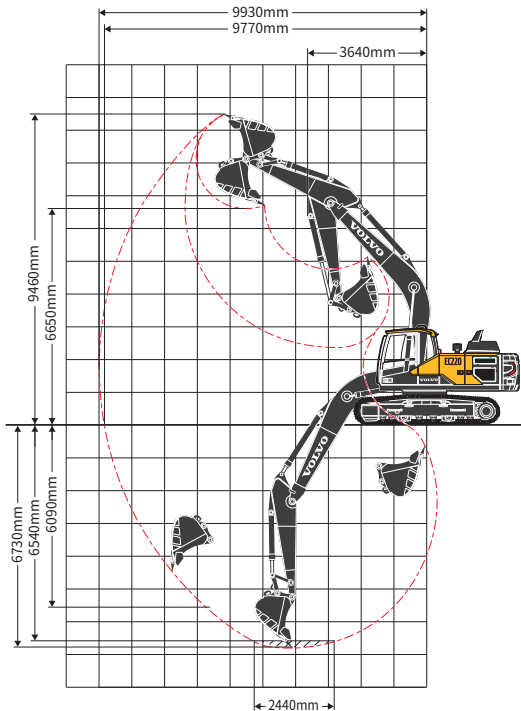
KEY PERFORMANCE

Engine		
Engine	Volvo	D6J
Max. power at	r/min	1 800
Net, ISO 9249/SAE J1349	kW	128
Gross, ISO 14396/SAE J1995	kW	129
Max. torque	Nm	850
at engine speed	r/min	1 350
Hydraulic system		
Max. flow	l/min	2 x 207
Relief valve setting pressure		
Implement	MPa	34.6/36.3
Travel circuit	MPa	34.3
Swing circuit	MPa	27.9
Travel system		
Max. tractive force	kN	183
Max. travel speed (low)	km/h	3.5
Max. travel speed (high)	km/h	5.6
Gradeability	°	35
Swing system		
Max. swing speed	r/min	11
Max. swing torque	kNm	83

Service Refill		
Fuel tank	l	360
DEF/AdBlue® tank	l	30
Hydraulic system, total	l	250
Hydraulic tank	l	140
Engine oil	l	25
Engine coolant	l	14
Swing reduction unit	l	6.8
Travel reduction unit	l	2 x 3.5
Operating weight		
Boom length	m	5.7
Arm length	m	2.9
Bucket capacity	m ³	1.4
Shoe width	mm	600
Operating weight	Kg	22 100
Max. Digging Force (ISO)		
Breakout force (bucket)	kN	153
Tearout force (arm)	kN	111



WORKING RANGES



DIMENSIONS

Description	Unit	EC220
Boom	m	5.7
Arm	m	2.9
A. Overall width of upper structure	mm	2 500
B. Overall width	mm	2 990
C. Overall height of cab	mm	2 929
D. Overall height of handrail	mm	3 046
F. Tail swing radius	mm	2 850
G. Overall height of engine hood	mm	2 600
H. Counterweight clearance*	mm	1 011
I. Tumbler length	mm	3 660
J. Track length	mm	4 460
K. Track gauge	mm	2 390
L. Shoe width	mm	600
M. Min. ground clearance*	mm	460
N. Overall length	mm	9 690
O. Overall height of boom	mm	2 940

* Without shoe grouser

VOLVO

Volvo Construction Equipment

沃尔沃建筑设备投资(中国)有限公司

中国上海市浦东新区金京路2095号 邮编:201206

电话:+86 21 3131 9888 传真:+86 21 3131 9666 中文网站:www.volvoce.com.cn

全国统一客服热线: 4000-525-168



微信公众号



沃尔沃APP