

Volvo Construction Equipment
Building Tomorrow



EW60C

Volvo Compact Excavators





WELCOME TO OUR WORLD

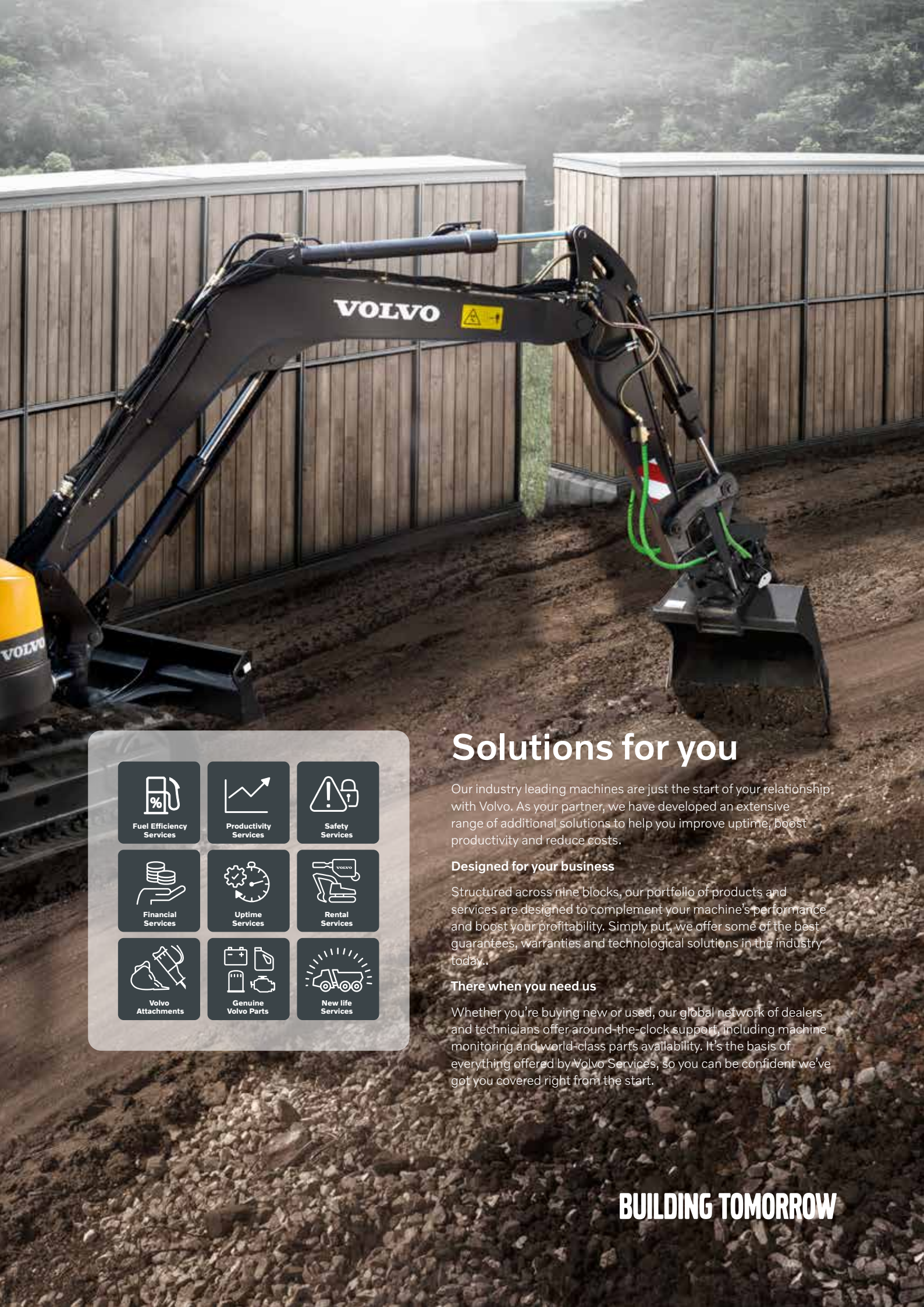
Welcome to a world of industry leading machinery. A world where imagination, hard work and technological innovation will lead the way towards developing a future which is cleaner, smarter, and more connected. A world supported by the enduring values of the Volvo Group. A world of stability, sustainability and innovation. A world which we put our customers at the heart of.

Welcome to the world of Volvo Construction Equipment – we think you're going to like it here.

Small machines, big results

With decades of experience in the design and manufacture of compact excavators and wheel loaders, our range of compact machinery is designed with customer success in mind. Built from the same DNA as large Volvo machinery, our compact range sets the standard for efficiency performance and uptime – complemented by an extensive range of Volvo attachments for maximum versatility.

Building on our proud history, the Volvo Concept Lab continues to create cutting-edge ideas and innovative concepts – such as our award-winning electric compact excavator – to ensure we offer our customers machines which deliver big results long into the future.



VOLVO



Fuel Efficiency Services




Productivity Services



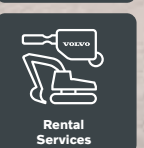
Safety Services



Financial Services



Uptime Services



Rental Services



Volvo Attachments



Genuine Volvo Parts



New Life Services

Solutions for you

Our industry leading machines are just the start of your relationship with Volvo. As your partner, we have developed an extensive range of additional solutions to help you improve uptime, boost productivity and reduce costs.

Designed for your business

Structured across nine blocks, our portfolio of products and services are designed to complement your machine's performance and boost your profitability. Simply put, we offer some of the best guarantees, warranties and technological solutions in the industry today..

There when you need us

Whether you're buying new or used, our global network of dealers and technicians offer around-the-clock support, including machine monitoring and world-class parts availability. It's the basis of everything offered by Volvo Services, so you can be confident we've got you covered right from the start.

BUILDING TOMORROW

Powerful performance

Powerful operational capacity

With its smooth controls and powerful Volvo engine, the EW60C provides operating performance that exceeds expectations.



Travel capacity on sloping sites

With its new drive system and powerful, Volvo engine, the EW60C ensures class-leading performance in flat or sloping conditions.



Automatic idling system

With its new, cutting edge, auto-idling system, the engine automatically reverts to idle mode if the controls are not touched for five seconds.



Axle locking system

The fixed-type cylinder-supported axle locking system guarantees optimum performance and durability in operation.



Bucket and dozer blade in harmony

The gap between the bucket and blade has been redesigned to be as narrow as possible, making it ideal for leveling and various finishing operations.



Applied air compressor

The EW60C's high-performance, air compressor has ample injection pressure capacity and is perfect for maintaining interior and exterior equipment.



Additional, high-performance, halogen work lights



VOLVO ENGINE

Powerful, proven Volvo diesel engine delivers top performance along with quiet, environmentally friendly operation and leading fuel efficiency. Direct injection for fast, efficient mixing of fuel in the engine. Meets Tier 3 environmental emission standards - for more power and efficiency. Engine is controlled electronically by the V ECU.



Gear-shifting control system and RPM control switch

Hydraulic type gear-shifting, control system maneuvers in a simple manner and is ideal for operating on sloping



ground.
Rotary type RPM control switch maintains optimum engine speed control



for all work conditions.
Rotary type work mode control switch is convenient for both work and travel.

VOLVO SAFETY PACK



- 1 • Rear work lights / Travel work lights
- 2 • Reverse travel warning alarm
- 3 • Password input system (Anti-theft function)

Advanced cab

Convenient operating space with cutting edge functions: the joy of comfortable and convenient work begins with Volvo's advanced work system.

Smooth operation

Full proportional control. Every movement of the control joystick is translated into action, regardless of load or operating speed. This enables the operator to precisely control all major functions of the excavator for fast and accurate operation.



Visibility for safety at work

The Volvo cab's design focuses on the operator, providing ideal, all-round, visibility for safe operation in any working conditions.



Pleasant interior air circulation system

8 vents circulate air for fast cooling and heating, maintaining the ideal temperature and optimum air circulation.



De-luxe suspension seat

De-luxe suspension seat can be adjusted to suit any operator, making it possible to work stress free over long periods.



State-of-the-art multi-function display

New, multi-function LCD display makes it easy to monitor various machine functions from the operator's seat, ensuring optimal control.



Unique Volvo advanced work system

Ergonomically located switches support fast and accurate operation with minimal movement.



- 1 • Ergonomic column-tilting design
- 2 • 5-stage fixed sliding window
- 3 • Convenient right-side sliding window
- 4 • MP3 CD player



ADVANCED CAB

The Volvo Care Cab has excellent all-around visibility with a very large, glazed surface area on all four sides, high-capacity climate control and adjustable steering column. The responsive controls allow the operator to set the work speed without leaving the seat.

Improved cab environment

The refined design of the cab incorporates many convenient functions, making work a pleasure.



- 1 • Cell phone storage space
- 2 • Front glass opening & closing system
- 3 • Blade operating lever with good grip
- 4 • Audio mute function
- 5 • Refined heating & cooling switch (Defrosting function)
- 6 • Convenient offset boom control lever
- 7 • Automatic axle-locking function
- 8 • New design vents
- 9 • Various rear storage spaces

Quality & trust

Volvo is proud of its stable quality and excellent durability. Trust in quality – the best value only Volvo can provide.

Durability


Quality and robust design gives the EW60C features you would normally expect to find in a heavier machine. For smoother operation, precision and productivity, Volvo chose the best powerassisted technology available.

Best in class undercarriage durability

The EW60C's undercarriage guarantees excellent performance and durability, exceeding the standards of existing compact excavators.

Differentiated rear design

The EW60's heavy counterweight enhances work stability and the high intensity, LED rear lights improve economy and safety.



New tool box

Newly designed, large tool box with anti-slip step for safe movement.



High-performance

Convenient, offset boom is installed as standard and makes it possible to perform fast and accurate work in narrow spaces.



Fast fuel Injection

The EW60C's high-capacity, 110 liters fuel tank is integrated with a fuel-filling pipe injecting 35 liter per minute.



- 1 • Newly designed dozer blade
- 2 • Offset boom with high-strength material
- 3 • High-performance water separator
- 4 • Mudguard with good visibility
- 5 • High-quality connectors guaranteed by Volvo



SERVICEABILITY

The large rear engine hood, which can easily be opened completely, provides full access to the engine's checking points. Service points are clustered together in one location. 1 : Engine oil level check – 2 : Fuel circuit check – 3 : Air filter check – 4 : Coolant level check – 5 : Oil cooler and water radiator cleaning and check.



Cylinder durability

Hydraulic cylinder with robust power and durable design of each cylinder rod.



Durability of equipment

Various hydraulic pipes are protected from external damage during work.



Volvo tooth system

The pin type Volvo tooth system ensures fast assembly and disassembly.



Centralized electric system

Various fuses are conveniently placed behind the operator's seat, so checks are easy.



- 1 • Deluxe LED rear light
- 2 • Reinforced bucket rest
- 3 • Centralized hydraulic lines
- 4 • New rim color

Upgraded Volvo Excavator EW60C

Powerful operational capacity

Volvo powerful engine and high-performance hydraulic system provides operational performance beyond expectations.

Bucket and dozer blade in harmony

The gap between the bucket and blade has been redesigned to be as narrow as possible, making it ideal for leveling and various finishing operations.

Smooth operation

Every movement of the control joystick is translated into action, regardless of load or operating speed.

VOLVO ENGINE

Powerful, proven Volvo diesel engine delivers top performance along with quiet, environmentally friendly operation and leading fuel efficiency.

Durability

Quality and robust design give the EW60C features you would normally expect to find in a heavier machine.



Pleasant interior air circulation system

8 vents circulate air for fast cooling and heating, maintaining the ideal temperature and optimum air circulation.

ADVANCED CAB

The Volvo Care Cab offers excellent, all-round visibility with a very large, glazed surface area on all sides, high-volume climate control and adjustable steering column.

SERVICEABILITY

Fully opening engine hood allows easy access and convenience for parts replacement. The wide area under the cab enables fast service.

Best in class undercarriage durability

The EW60C's undercarriage guarantees excellent performance and durability, exceeding the standards of existing compact excavators.



Various usage & benefit

Volvo really understands customer needs. The upgraded EW60C ensures you optimal working performance on any job site and high profit.

Agricultural sites

Perfect for agricultural work such as irrigation, canals and field work. Greenhouses: compact, to perform smoothly in greenhouses in both digging and levelling tasks.



Landscaping jobsites

Golf courses: essential equipment for fast maintenance and repair work, without damaging the grass. Landscaping / Creating burial grounds: excellent for tree transfer and work and for handling wet soil.



Livestock sites

Farm management: excellent for tasks around the farm and for work in confined spaces such as stables. Processing compost: ideally suited to moving livestock feed, hay and compost.



Construction sites

Construction sites: easily performs building remodeling works in narrow spaces inside and outside buildings. Construction work: easily performs construction work such as housing construction, etc.

Orchard, forestry sites

Orchards: performs bed excavations, tree transplanting etc., without damaging other trees, thanks to its short swing radius. Forest sites: excellent performance in landscaping and piling works for forests and fields.

Urban sites

Road construction: can get the job done quickly without taking up too much space in busy streets. Construction of housing sites: demonstrates excellent work performance in residential areas with fast travel speed and robust power.

Volvo EW60C specifications

EW60C

Operating weight	kg	5 700
Gross power	kW	40.7
... at engine speed	r/min	2 400
Bucket capacity	m ³	0.07 - 0.176
Max lifting capacity	kg	2 800
... at reach / height	m	3.0 / 1.5
Max. digging reach	mm	6 024
Max. digging depth	mm	3 292
Breakout force (ISO) (Normal)	kN	43.3
Breakout force (ISO) (Boost)	kN	-
Max speed	km/h	30
Tail swing radius	mm	1 650

Not all products are available in all markets. Under our policy of continuous improvement, we reserve the right to change specifications and design without prior notice.
The illustrations do not necessarily show the standard version of the machine.



Volvo Construction Equipment
volvoce.com