

## VOLVO WHEEL LOADER

# L120C



- **Engine output SAE J1349:**  
gross 153 kW (208 hp)  
net 148 kW (201 hp)
  - **Operating weight:** 18,0–20,2 t
  - **Buckets:** 3,0–9,5 m<sup>3</sup>
  - **Volvo high performance-low emission engine**
    - with excellent low rpm lugging performance
    - meets all known exhaust emission regulations for off-road vehicles until 2002
  - **Volvo transmission with APS II**
    - 2nd generation Automatic Power Shift with mode selector
    - optimises performance
  - **Wet disc brakes**
    - fully sealed oil-circulation cooled
    - outboard mounted
  - **Torque Parallel Linkage**
    - high breakout torque through out the working range
    - excellent parallel lift-arm action
  - **Care Cab** – pressurized cab with high comfort and safety
  - **Contronic monitoring system**
  - **Load-sensing steering system**
  - Pilot-operated working hydraulics
- Optional Equipment**
- Hydraulic attachment bracket
  - Long Boom
  - Boom Suspension System
  - Comfort Drive Control

**VOLVO**



## SERVICE REFILL CAPACITIES

Contronic monitoring system provides information on machine condition, routine maintenance schedules and minimizes time required for troubleshooting.

**Service accessibility:** Large, easy-to-open engine access doors with gas struts. Hinged radiator grille and radiator.

Fuel tank .....	255 l	Transmission .....	33 l
Engine coolant .....	65 l	Engine oil .....	22 l
Hydraulic tank .....	155 l	Axle front / rear .....	36/41 l



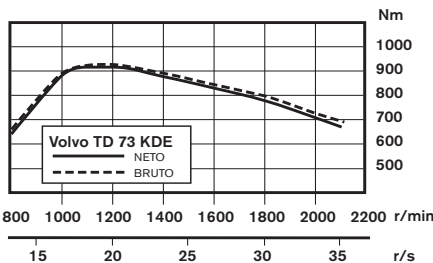
## ENGINE

Engine delivers high torque and quick response at low rpm even under full load. The machine can work at low engine speeds, which contributes to good fuel economy, less noise, less wear and longer life.

**Engine:** 6-cylinder, in-line, direct-injected, turbocharged, intercooled 4-stroke diesel engine with wet replaceable cylinder liners.

**Air cleaning:** three-stage.

Engine .....	Volvo TD 73 KDE
Flywheel output at .....	35 r/s (2 100 r/min)
SAE J1349 gross .....	153 kW (208 hp)
SAE J1349 net .....	148 kW (201 hp)
Max. torque at .....	18,3 r/s (1 100 r/min)
SAE J1349 gross .....	925 Nm
SAE J1349 net .....	920 Nm
Displacement .....	6,7 l



## ELECTRICAL SYSTEM

Contronic monitoring system with complete information on the status of the machine's various systems is standard. Electrical system with circuit board is well protected by fuses. Prepared for retrofitting of optional equipment.

**Central warning:** Central warning lamp for the following functions: engine oil pressure, engine coolant temperature (with buzzer), hydraulic oil pressure in transmission, transmission oil temperature, brake pressure, parking brake (buzzer), shut down to idle as standard.

Voltage .....	24 V
Batteries .....	2x12 V
Battery capacity .....	2x105 Ah
Cold cranking capacity, ea .....	560 A
Reserve capacity, ea .....	170 min
Alternator rating .....	1 680 W / 60 A
Starter-motor output .....	5,4 kW (7,3 hp)



## DRIVETRAIN

Drivetrain and working hydraulics well-matched to each other. Dependable design. Quick acceleration boosts productivity. Volvo system-compatible design facilitates servicing.

**Torque converter:** Single-stage

**Transmission:** Volvo Power Shift transmission of countershaft type with single-lever control. Fast and smooth forward / reverse shifting.

**Shifting system:** Volvo Automatic Power Shift (APS II) with mode selector.

**Axes:** Volvo, fully floating axle shafts with planetary-type hub reductions. Cast-steel axle housing. Fixed front axle and oscillating rear axle. 100 % differential lock on front axle.

Transmission .....	Volvo HT 205
Torque multiplication .....	2,85:1
Speeds, max forward/reverse	
1 .....	7,3 km/h
2 .....	13,3 km/h
3 .....	25,2 km/h
4 (forward only) .....	35,5 km/h
Measured with tires .....	23.5 R25* L2
Front axle .....	Volvo / AWB 31
Rear axle .....	Volvo / AWB 30
Oscillation, rear axle .....	±13°
Ground clearance at 13° oscillation .....	463 mm



## BRAKE SYSTEM

Simple, reliable system with few parts ensures high availability and safety. Self-adjusting internal oil circulation-cooled disc brakes give long service intervals.

**Service brakes:** Volvo, dual-circuit system with nitrogen-charged accumulators for dead engine braking. Fully hydraulically operated enclosed internal oil circulation-cooled, outboard mounted disc brakes. Transmission declutch during braking can be preselected by a switch on the instrument panel. Brake performance test by the Contronic system.











**Parking brake:** Enclosed wet multi-disc brake built into the transmission. Spring-loaded application. Electro-hydraulic release via a switch on the instrument panel.

**Secondary brake:** Either of the service brake circuits or the parking brake fullfills ISO/SAE safety requirements. Automatically applied when the key is turned off.

**Standards:** The brake system complies with the requirements of ISO 3450, SAE J1473

Number of discs/wheel .....	1
Number of accumulators .....	2
Volume, each .....	0,5 l

# OPERATIONAL DATA VOLVO L120C

		GENERAL PURPOSE						ROCK	LIGHT MATERIAL	LONG BOOM	
											
<b>Tires 23.5 R25</b>		Teeth	Bolt-on edge	Teeth	Bolt-on edge	Bolt-on edge	Bolt-on edge	Teeth Segments	Bolt-on edge	Bolt-on edge	Bolt-on edge
Volume, heaped ISO/SAE	m <sup>3</sup>	3,0	3,1	3,3	3,4	3,4	3,6	3,1	5,5	2,6	2,6
Actual volume, 110%	m <sup>3</sup>	3,3	3,4	3,6	3,7	3,7	4,0	–	6,1	2,9	2,9
Static tipping load, straight	kg	13 860	13 640	13 530	12 860	13 460	13 340	13 400	12 370	10 770	11 300
at 35° turn	kg	12 200	12 010	11 900	11 260	11 820	11 700	11 760	10 800	9 400	9 900
at full turn	kg	11 720	11 520	11 410	10 770	11 320	11 190	11 270	10 320	8 990	9 480
Breakout force	kN	160,6	152,3	152,5	134,2	145,0	140,7	152,4	106,7	158,0	172,4
A	mm	8 110	7 970	8 180	8 150	8 040	8 090	8 140	8 530	8 450	8 340
E	mm	1 140	1 220	1 200	1 380	1 280	1 320	1 230	1 730	1 220	1 130
H *)	mm	2 820	2 910	2 770	2 790	2 860	2 830	2 800	2 500	3 450	3 520
L	mm	5 620	5 620	5 690	5 740	5 690	5 730	5 660	5 900	6 080	6 020
M *)	mm	1 330	1 190	1 380	1 320	1 240	1 270	1 310	1 570	1 150	1 070
N *)	mm	1 890	1 800	1 910	1 860	1 820	1 830	1 860	1 910	2 230	2 180
V	mm	2 880	2 880	2 880	2 880	2 880	2 880	2 880	3 000	2 880	2 880
a <sub>1</sub> clearance circle	mm	12 970	12 830	13 020	12 940	12 870	12 900	12 970	13 290	13 310	13 230
Operating weight	kg	18 630	18 700	18 710	18 890	18 780	18 830	18 910	19 190	19 030	18 810

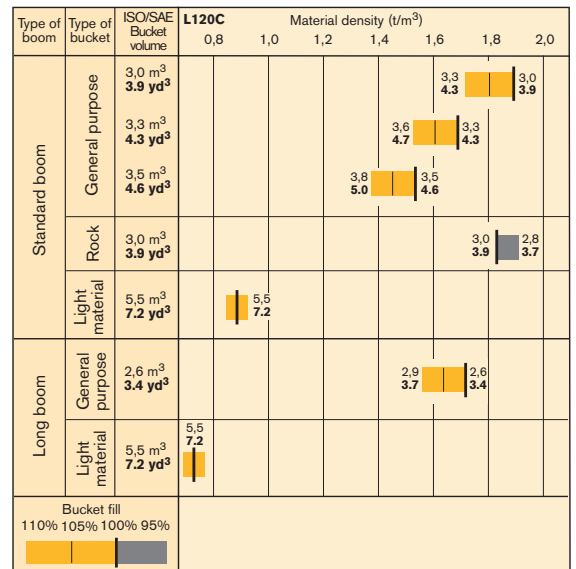
\*) at dump angle 45° Including counterweight 1

## BUCKET SELECTION CHART

The choice of bucket is determined by the density of the material and the bucket fill factor. The TP-linkage uses a very open bucket design, has very good roll back in all positions plus fills the bucket very well. This means that the actual volume carried is often larger than the rated capacity of the bucket. Bucket fill factors of different materials and how they effect the actual bucket volume are shown in the table. **Example: Sand and gravel. Fill factor ~105%. Density 1,6 ton/m<sup>3</sup>. Result: The 3,3 m<sup>3</sup> bucket carries 3,5 m<sup>3</sup>.** For optimum stability always consult the bucket selection chart.

Material	Bucket fill %	Material density ton/m <sup>3</sup>	ISO/SAE bucket volume, m <sup>3</sup>	Actual volume, m <sup>3</sup>
Earth/Clay	~ 110	~ 1,7	3,0	~ 3,3
		~ 1,5	3,3	~ 3,6
		~ 1,4	3,5	~ 3,8
Sand/Gravel	~ 105	~ 1,75	3,0	~ 3,2
		~ 1,65	3,3	~ 3,5
		~ 1,5	3,5	~ 3,7
Aggregate	~ 100	~ 1,9	3,0	~ 3,0
		~ 1,7	3,3	~ 3,3
		~ 1,6	3,5	~ 3,5
Rock	≤ 100	~ 1,8	3,0	~ 3,0

The volume handled varies with the bucket fill and is often greater than indicated by the bucket's ISO/SAE volume. The table shows optimum bucket choice with regard to the material density.



## SUPPLEMENTAL OPERATING DATA

		excl. counterweight 1	Counterweight 2	Long Boom	
				Incl. / excl. counterweight 1	Counterweight 2
Operating weight	kg	-320	+680	-320	+680
Tipping load, full turn	kg	-550	+1 100	-480	+940

Counterweight 1 may be used in rehandling and material handling.

Counterweight 2 replaces hydroinflation of rear tires and must never be combined with tire chains.

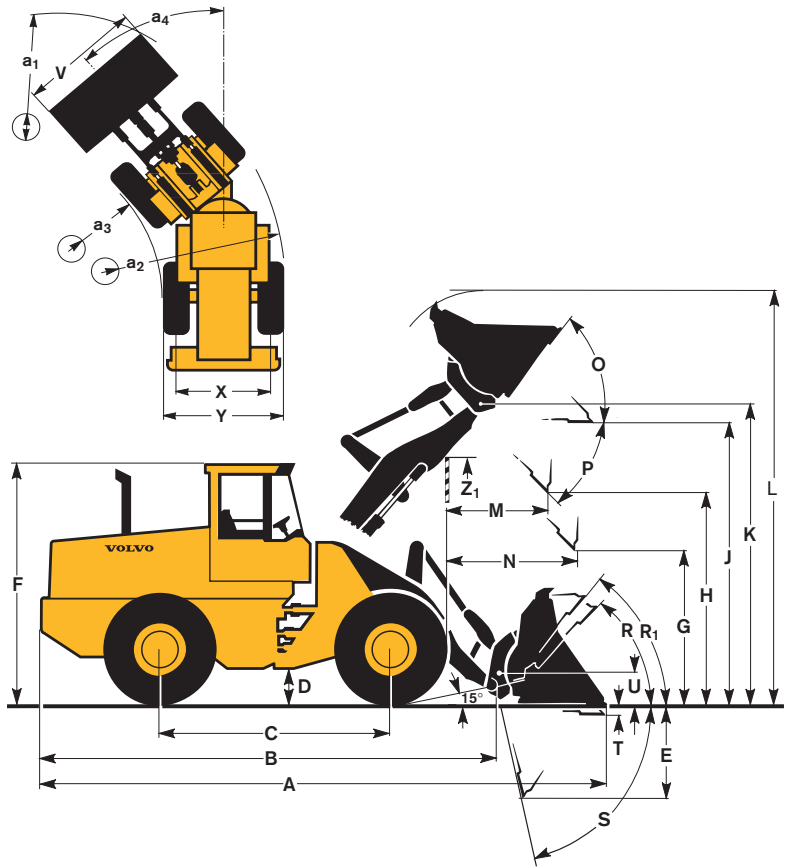
Counterweight 2, and combinations of counterweight 1 and 2, may be used within pallet and material arms handling for stabilizing purposes on firm and level ground.

## OPERATIONAL DATA & DIMENSIONS

TIRES: 23.5 R25* L2		
	STANDARD BOOM	LONG BOOM
B	6 510 mm	7 000 mm
C	3 200 mm	3 200 mm
D	440 mm	440 mm
F	3 400 mm	3 400 mm
G	2 135 mm	2 135 mm
J	3 800 mm	4 310 mm
K	4 100 mm	4 620 mm
O	54°	55°
P	45° (P max. 48°)	45°
R	42°	42°
R <sub>1</sub> *	46°	46°
S	68°	64°
T	70 mm	130 mm
U	480 mm	610 mm
X	2 060 mm	2 060 mm
Y	2 680 mm	2 680 mm
Z	3 380 mm	3 800 mm
a <sub>2</sub>	5 730 mm	5 740 mm
a <sub>3</sub>	3 060 mm	3 060 mm
a <sub>4</sub>	±40°	±40°

\* Carry position SAE

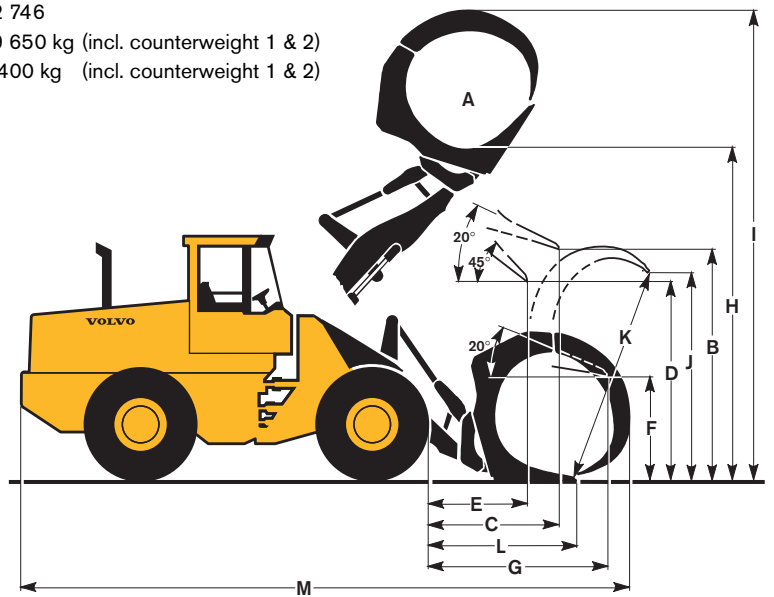
Where applicable, specifications and dimensions are in accordance with ISO 7131, SAE J732, ISO 7546, SAE J742, ISO 5998, SAE J818, ISO 8313.



## SORTING-GRAPPLE (Hook on)

A	2,4 m <sup>2</sup>
B	3 560 mm
C	1 920 mm
D	2 920 mm
E	1 540 mm
F	1 550 mm
G	2 830 mm
H	4 730 mm
I	6 700 mm
J	2 750 mm
K	2 960 mm
L	2 110 mm
M	8 860 mm

Tires: 23.5 R25\* L2  
 Order No: 92 746  
 Operating weight: 19 650 kg (incl. counterweight 1 & 2)  
 Operating load: 6 400 kg (incl. counterweight 1 & 2)





## STEERING SYSTEM

Low-effort steering gives short work cycle times. Power-efficient system provides good fuel economy, good directional stability and smooth ride.

**Steering system:** Load-sensing hydrostatic articulated steering with power amplification.

**System supply:** The steering system is supplied from a separate steering pump.

**Pump:** Double variable-flow axial piston pump.

**Cylinders:** Two double-acting cylinders.

Steering cylinders .....	2
Bore .....	80 mm
Piston rod diameter .....	50 mm
Stroke .....	476 mm
Relief pressure .....	21 MPa
Max. flow .....	91 l / min
Articulation .....	± 40 °



## CAB

Care Cab with easy entry and wide door opening. Lined with sound-absorbent material. Sound- and vibration-suppressing suspension. Good all round visibility, large glass areas. Curved windshield of laminated, green-tinted glass. Ergonomically located controls and instruments permit a comfortable operating position.

**Instrumentation:** All information important to the operator is readily visible in front of him. Cab display for Contronic monitoring system.

**Heater and defroster:** Heating element with filtered fresh air and four-speed fan. Defroster outlets for all windows.

**Operator's seat:** Spring suspended, adjustable operator's seat with belt. The seat is mounted on a bracket on the rear wall. The force from the belt is absorbed by the seat rails.

**Standards:** Tested and approved according to the following standards: ROPS (ISO/CD 3471, SAE J1040), FOPS (ISO 3449, SAE J231). Complies with "Overhead guards for rider lift trucks" (ISO 6055) and "Operator Restraint System" (SAE J386).

Emergency exits .....	2
Sound level in cab as per ISO 6396, max fan position .....	72 dB (A)
fan position 2 .....	69 dB (A)
Ventilation .....	10 m <sup>3</sup> /min
Heating capacity .....	11 kW (37 500 Btu/h)
Air conditioning (optional) .....	8 kW (27 300 Btu/h)



## HYDRAULIC SYSTEM

Open centre hydraulics with highly efficient vane pumps allows precision control even at low rpm's together with quick movements thanks to the high capacity pumps.

**Pump:** Vane pump fitted to a power take-off on the transmission. The pilot system is supplied from a combined pilot/brake pump which is mounted in series with the steering pump.

**Valve:** Double-acting 3-spool valve. The control valve is actuated by a 3-spool pilot valve.

**Lift function:** The valve has four functions: raise, hold, lower and float. Inductive/magnetic automatic boom kickout can be switched on and off and is adjustable to any position between maximum reach and full lift height.

**Tilt function:** The valve has three functions: rollback, hold and dump. Inductive/magnetic automatic bucket positioner that can be switched on and off.

**Cylinders:** Double-acting

**Filter:** Full-flow filtration through 20 µm (absolute) filter cartridge.

Vane pump	
Relief pressure .....	22,5 MPa
Flow .....	280 l/min
at .....	10 MPa
and engine speed .....	35 r/s (2 100 r/min)
Pilot system	
Relief pressure .....	3,0 MPa
Cycle times	
Raise* .....	5,8 s
Dump* .....	1,8 s
Lower, empty .....	2,8 s
Total cycle time .....	10,4 s

\* with load as per ISO 5998 and SAE J818



## LIFTARM SYSTEM

TP Linkage combines high breakout torque throughout the working range with nearly exact parallel lift-arm action. These features together with high lift height and long reach make the lift-arm system equally as good in bucket loading as in work with fork attachments and material handling arms.

Lift cylinder .....	2
Bore .....	160 mm
Piston rod diameter .....	80 mm
Stroke .....	676 mm
Tilt cylinder .....	1
Bore .....	230 mm
Piston rod diameter .....	110 mm
Stroke .....	412 mm

## STANDARD EQUIPMENT

### Engine

Air cleaner, dry type, dual element, exhaust aspirated pre-cleaner  
Coolant level, sight gauge  
Engine intake manifold preheater  
Muffler, spark arresting

### Electrical System

24 V – prewired for optional accessories  
Alternator, 24 V, 60 A  
Battery disconnect switch  
Fuel gauge  
Hourmeter  
Horn, electric  
Instrument panel with symbols  
**Lights:**  
• driving (2 front), halogen with high/low beam  
• parking lights  
• stop/tail combination (2 rear)  
• turn signals with hazard warning switch  
• working lights, halogen (2 front, 2 rear)  
• instrument lighting  
Contronic Monitoring System, ECU Neutral start feature  
Test function for warning & monitoring lights

### Warning & monitoring lights:

- engine oil pressure
- engine coolant temperature
- air cleaner restriction
- alternator malfunction
- working lights
- high beam driving lights
- direction indicator, hazard

### Warning flasher:

- transmission oil pressure
- transmission oil temperature
- brake system pressure
- parking brake applied

### Central warning (with buzzer):

- engine oil pressure
- engine coolant temperature (buzzer)
- transmission oil pressure
- transmission oil temperature
- brake system pressure

### Drivetrain

Transmission: modulated with single lever control, Automatic Power Shift, and operator controlled declutch

### Differentials:

- front 100 %, hydraulic differential lock
  - rear, conventional
- Tires 23.5 R-25\* L2

### Brake System

Wet, internal oil circulation cooled, disc brakes, 4-wheel, dual circuit  
Brake system, secondary  
Parking brake alarm

### Cab

ROPS (SAE J10400C) (ISO 3471), FOPS (SAE J 231) (ISO 3449).  
Acoustical lining  
Ashtray  
Cigarette lighter  
Door lockable (left side access)  
Heater/defroster/pressurizer 11 kW, 37 500 Btu/h with four speed blower fan  
Filtered air  
Floor mat  
Interior light  
Interior rearview mirror  
Mirrors rearview (2), exterior  
Openable window, right-hand side  
Safety glass, tinted  
Seat belt (SAE J386)  
Seat, heated, ergonomically designed, suspension adjustable  
Storage compartment  
Sun visor  
Windshield wiper, front & rear  
Intermittent wiper, front  
Cab access steps and handrails  
Fenders, front & rear with anti-skid-tape

### Hydraulic System

Main valve, 3-Spool, pilot operated  
Pilot valve, 3-spool  
Vane pump  
Bucket lever detent  
Bucket leveler, automatic with position indicator, adjustable  
boom lever detents  
Boom kickout, automatic, adjustable  
Hydraulic control lever safety latch  
Boom lowering system  
Hydraulic pressure test ports, Quick connect  
Hydraulic fluid level, sight gauge  
Hydraulic oil cooler

### External Equipment

Isolation mounts: cab, engine, gearbox  
Lifting lugs  
Side panels, engine hood  
Steering frame lock  
Vandalism lock, provision for: batteries, engine oil

## OPTIONAL EQUIPMENT *(May be standard in certain markets)*

### Service and maintenance equipment

Tool box  
Tool kit  
Air pressure equipment  
Anti-freeze container  
Wheel nut wrench kit

### Engine

Coolant filter  
Extra fuel filter  
Cold starting aid, engine coolant preheater (220V/1500 W)  
Pre-cleaner, oil bath type  
Pre-cleaner, turbo type  
Radiator, corrosion protected

### Electrical System

Reverse alarm (SAE J994)  
Attachment lights  
Working lights front, extra  
Working lights rear, extra  
Rotating beacon, amber with collapsible mount  
Alternator, brushless  
Head lights assym. left  
Jump-start connector (Nato)  
Light, registration plate  
Side marker lights  
Contronic display

### Shut down to idle at

- high engine coolant temp
  - low engine oil pressure
  - high transm. oil temp
- Parking brake applied and transmission in forward or reverse (buzzer)

### Drivetrain

Forward and reverse switch  
Speed limiter, 3-speed version  
Limited-slip differentials, front/rear

### Cab

Installation kit for radio  
Hand throttle  
Sliding ventilation window  
Speedometer  
Air suspended operator's seat  
Retractable seat belt  
Air conditioner 8 kW, 27 300 Btu/h  
Dual service brake pedals  
Armrest (left)  
Contronic display  
Cab filter for asbestos contaminated environment  
Instructor seat  
Noise reduction kit, cab  
Steering wheel, adjustable tilt, telescopic  
Windshield washer, front & rear

### Hydraulic System

Hydraulic control, 3rd function  
Hydraulic control, 4th function  
Hydraulic single acting lifting function  
Boom Suspension System  
Biodegradable hydraulic fluid  
Hydraulic function 3rd, hydraulic hoses  
Servo hoses for separate attachment locking  
Attachment bracket with separate locking system

### External Equipment

Fenders, extended  
Counterweight 1  
Counterweight 2  
Fenders, axle mounted  
Drawbar with pin

### Other Equipment

Comfort Drive Control (CDC)  
Slow moving vehicle emblem  
Secondary steering  
50 km/h sign  
Fuel fill strainer  
Long Boom

### Tires

23.5-25  
23.5 R25\*

### Protective Equipment

Protective grids for front running light  
Protection guard radiator grille  
Protective grids for rear working lights  
Window guards for side and rear window  
Windshield guard  
Fan protection  
Protective grids for rear lights  
Bellyguard rear

### Attachments

Buckets  
Fork equipment  
Material handling arm  
Timber grapples  
Diagonal snow blade  
Broom  
Cutting edge, 3 pc reversible, bolt-on  
Bucket teeth, bolt-on  
Bucket spillguard  
Bale clamp  
Drum rotator

*Under our policy of continuous product improvement, we reserve the right to change specifications and design without prior notice. The illustrations do not necessarily show the standard version of the machine.*

# VOLVO

Volvo Construction Equipment Group

Ref. No. 21 3 669 2263  
Printed in Sweden 98.03 – 5,0

English  
WLO