

VOLVO EXCAVATOR

EC700B_{LC}

68,3 - 70,6 t, 424 hp



MORE CARE. BUILT IN.



YOUR 70-TON PERFORMANCE EDGE

Aggressive. Rugged. Stout. Powerful. Balanced. Impressive credentials for any excavator. But what does it really mean on a demanding job site, where pure steel muscle meets unflinching earth? Just ask a Volvo EC700B operator. He'll sum it up in three words: "bring it on."

Meet the new gold standard in production digging. Built on extensive customer input and exhaustive research, the Volvo EC700B excavator has a commanding performance profile. Think you've seen production? Just watch.

Big machine, bigger performance

From the boom to the counterweight, this excavator's advantage comes from simply being built better. The six-cylinder Volvo engine leads its class in horsepower and is perfectly harmonized with the hydraulic system for smooth, responsive digging and lifting.

Key components are higher capacity and heavier gauge than you'd expect on a 70-ton machine. The main pump, swing motor and bearing and track rollers are from the 80-ton machine class, so you can count on durability and long machine life. The extra-duty undercarriage provides solid footing, enhanced by a wide track gauge and an extra-heavy counterweight.

The EC700B is perfectly matched for loading the Volvo A40D articulated hauler. With buckets and digging equipment that can be customized for the application, the EC700B will fill the 40-ton truck in four to six passes. Quick cycles mean more tons moved on every shift.

Contractors always look for an edge to make jobs more efficient and profitable. The EC700B is that performance edge. With the power and mettle to lead on any job site, the EC700B has earned the right to bear the name that means excavator performance — Volvo.





MOVE MORE MATERIAL – THEN MOVE ON

In the battle between big iron and terra firma, the Volvo EC700B excavator is built to win. Conditions in the field are tough: production trenching, mass excavation, quarry loading, rock-face stripping.

The EC700B is tougher — made to humble the most punishing material. With world-class Volvo power and advanced hydraulics, the EC700B owns through its cuts, then moves quickly and smoothly to load or dump.

With the EC700B, you'll move more material, move it faster, then move on.

Perfectly matched to Volvo A40D hauler

Success at earthmoving relies on how efficiently an excavator loads haul trucks. The size, power and work flow of the EC700B make it an ideal partner for the industry-leading Volvo A40D articulated truck. Pass matching is critical to hold down cost per ton, and improve profit.

What makes such a good match for load-and-haul work? Start with stability from the wide-gauge track and heavy-duty counterweight. No bouncing or rocking that can slow cycles. High breakout forces, crowding forces and swing speed ensure the EC700B goes from trench to truck quickly and efficiently. The Volvo engine and hydraulics are well-matched for responsive control and high torque even at low RPMs. The result? The EC700B fills the A40D in four to six passes — an impressive Volvo team effort.

Adapts to job conditions

The EC700B is as flexible as it is powerful. It can be equipped with work tools that match an array of ground conditions and different applications. For general excavation, the EC700B comes with a general-purpose boom and arm. For mass-excitation jobs, it is outfitted with a short boom and short arm. Where jobs demand more reach and depth, a long arm is available. A standard boom and short arm is the configuration for mining or quarry work.

To enhance the EC700B's solid footing, three types of double grouser shoes are available to deliver the best grip and traction in varying ground conditions.





THE EC700B IS A FORCE TO CONTEND WITH

Earth, start quaking. Quarry rock — time to flinch. Overburden, buckle up. Heavy clay, be afraid. You may have seen excavators before — but not like this. Nothing like the Volvo EC700B. You're looking at 70 tons of steely resolve with an 80-ton resume and plenty of attitude. It moves material with power and purpose. It sips the fuel while cutting the trench and loading the bench. It wears like iron. And it won't back down. For the earthmover and rock-hauler, this is a true arsenal. The world of production digging may never be the same.

Stingy on fuel, high on performance

The heart of this excavator is the contractor's biggest advantage. The Volvo D16 engine sets the industry standard for low fuel consumption. High-pressure fuel injectors and electronic engine controls squeeze the most power from each drop of diesel. The savings are noticeable, and bankable. To complete the package, Volvo Advanced Combustion Technology (V-ACT) keeps engine emissions low and exceeds environmental standards.

In the trenches, the EC700B is all about force. Digging force, arm crowding force and breakout force. It delivers plenty of all three, from the first cut through the stroke to the breakout and load. High forces mean quicker cycle times, more tons loaded and faster job completion.

The EC700B's wide and stable stance helps the excavator make most use of the power. Long, wide-gauge tracks, an extra-duty undercarriage and heavy counterweight help the machine hug the ground and anchor the dig.

High-capacity components help give the EC700B its aggressive performance profile and robust features. Look at the tracks, the robotically welded frame, the swing system and main pump. The name says 70-ton, but the rating says 80-ton. Larger-capacity components give the EC700B a critical edge in durability and performance.

It's a tightly integrated excavator, designed to cut, dig and load in extreme conditions. And it just gave production excavation a new name: Volvo.

Digging: Superior breakthrough and breakout means full loads



Loading: Built to load haul trucks in fewer passes



Lifting: Power and control for lift-and-set jobs



Trenching: Aggressive performance for long-run trenching





FORGET DOWNTIME. LET'S TALK OVERTIME.

The daily job plan for high-demand earthmoving and material-loading jobs doesn't include downtime. An excavator can't take a break, or the whole job stops. Artics don't roll, material stays put and ofitability goes south. The answer? The Volvo EC700B, forged from Volvo's long heritage building high-performance, reliable construction machines. With the EC700B, forget about down time. Let's talk overtime.

Rely on long-term performance

When the operator climbs into the cab each day, he needs to know the excavator will get it done — no matter the task or site conditions. The machine owner wants even more: low-cost operation, predictable uptime and long life. With the EC700B, they can both bank on it.



Stocked with proven, extra-duty components, the EC700B is rock-solid. The main pump and swing motor are high grade with extra capacity. The swing bearing has a larger-diameter ball. A reinforced under-cover protects the high-tensile-strength steel undercarriage and the superstructure. The boom and arm are robotically welded and engineered for extreme stress.

Volvo's fluid and air filtration systems remove even the smallest particles. Micro-particle filtration keeps the engine, hydraulics and electronic components free from contaminants, enhancing performance — and uptime.

Volvo is the world's largest manufacturer of heavy-duty diesel engines in the 9-18 L class. That experience shows in the D16 engine, a fuel-stingy power plant with the highest capacity of any engine in its class. The added engine capacity and harmonized hydraulics ensure the excavator doesn't hesitate or bog down when the digging gets tough. That means components wear longer.

Based on the L330 wheel loader engine and specifically designed for the demands of excavation, the D16 is field-proven in off- and on-highway applications. The Volvo nameplate on engine means performance, fuel economy, durability and long, reliable life.





BUILT FOR WORK. FEELS LIKE HOME.

The cab is like an operator's second home, so it better be comfortable. Everything within easy reach. A great seat. Climate air. Well-placed controls. Expansive view. Quiet. Whatever it takes. To design the best cab, you go to the experts – the operators. So it's no coincidence the Volvo EC700B is so operator-friendly or that its cab, controls and features all say "comfort." Put a comfortable operator in command of a stout and powerful machine like the EC700B, and it's a whole new game.

Making work easier

Digging in hot, dusty, desert conditions? Working overtime shifts on a long-run trenching job? Loading artics in a quick-run circuit? Or excavating frost-locked clay in frigid temperatures? No problem. The EC700B cab makes you forget the conditions, so you can focus on the work.

The nine-way adjustable seat will put any size operator in the comfort zone. Ergonomic controls and levers put all machine functions within easy reach. Low-effort controls lessen fatigue and make excavator functions seem like an extension of the operator's hands. The instrument electronic-control unit (I-ECU) provides diagnostic information and the status of excavator functions from a convenient monitor.

With 13 directional vents (eight on the ceiling, one in the middle and four at the bottom), the high-capacity climate control system keeps the cab comfortable, no matter the weather. Fine-particle air filtration keeps dust out of the cab and away from the operator and electronic components.

Easy controls, great view

Smooth, harmonized hydraulics, an extra-heavy counterweight and wide, long tracks, keep the excavator stable even in tough digging conditions. No rocking or pounding. Robust cab suspension mounts dampen vibration and suppress in-cab noise.

Whether loading articulated hauler on a wide-open job site or cutting in more crowded quarters, visibility from the cab is crucial to productivity and safety. Expansive glass and a thin front-window crossbar provide clear all-around view.

Wide access steps make cab entry and exit easier. The punched-plate, anti-slip walkway along the superstructure makes routine machine checks easier. And a ladder behind the cab gives quick access to the top of the excavator.

Visibility: Ample glass and thin pillars delivers commanding views



Controls: Smart layout of the low-effort, ergonomic controls



Convenience: Generous storage space behind the seat



Access: Wide steps and anti-slip side walkway ease cab entry and exit





KEEPING YOU PRIMED FOR WORK

Keeping a 70-ton production excavator finely tuned and primed for work is crucial to success on the job site. Forget the little things that keep a machine healthy and you could have trouble when you can least afford it. Volvo built the EC700B for easy serviceability and maintenance. After all, the faster routine checks, filter changes and greasing get done, the faster the machine gets back where it belongs — working.

Quick, convenient access

If access points are hard to reach, service won't get done. The EC700's design makes getting to components safe and easy. Rugged steps on the track frame give firm footing for initial access to the machine. Wide, anti-slip gangways and sturdy hand rails run the length of the machine on both sides for safe entry and egress.

An access ladder behind the cab, and wide steps on the machine's right side, provide easy entry to the top of the superstructure. Punched-plate panels on top of the superstructure help ensure solid footing. A rugged step below the fuel port helps anchor the technician for refueling.


Filters and components are conveniently located. The EC700B's layout allows quick replacement of remote air, oil and fuel filters. There is ample space and access to major components such as the main pump or hydraulic cylinders.

Monitoring and diagnosis

The operator has constant information on critical machine functions from the I-ECU (instrument electronic control unit). This system allows for easier diagnosis of problems, quick fault notification and increased operator confidence. Excavator operations are optimized by electronic control systems, so available engine and hydraulic power is balanced to match the conditions. This ensures efficient operation and enhances uptime.

Computerized service tools such as VCADS, MATRIS and Service Contronic make problem diagnosis quick and accurate, helping get the excavator back on the job faster.





GETTING IT DONE – THE VOLVO WAY

Sunset. The waning light pierces the last dust of the day as it settles back on the job site. The rumble goes quiet. The operator climbs down from his excavator and walks to his truck. A knowing glance back reveals the Volvo EC700B, now looming in the shadows. It has been a good day. The iron will rest reluctantly until tomorrow. Then it will be time to fire it up once more and rejoin the fight.

It's tough to describe the satisfaction that comes from moving the earth. Or that extra edge an excavator operator feels, knowing he's armed with the best construction machine to crawl the landscape. Understand that and you'll know a whole lot about the EC700B. You'll see beyond the muscle, the guts and the steel. Down deep, into what really sets a machine apart.

There's a name for that feeling, and it calls from the sides of every EC700B excavator: Volvo.

A contractor who runs Volvo walks the job site with extra purpose and grit. He doesn't cower at tough digging, nasty weather or tight deadlines. The work is built on his iron determination, and finished with his determined iron — from Volvo.

At the end of the day, his work crews know what really brings them home — on time, on budget, on demand. Hard-working excavators like the EC700B, wrought from nearly 175 years of heritage and the sheer will to win. It's about the machines — and more. It's about getting it done — the Volvo way.

Sunrise. Light again returns to the land. The only earth that moves is clouding under the operator's steel-toe boots as he strides to his EC700B. One boot on the track, a gloved hand on the cab. Up and in. Hands on the sticks. Back to work. It's game-on.

That's the feeling. That's why it's called a Volvo.





SPECIFICATIONS

Engine

The next-generation Volvo diesel engine uses Volvo Advanced Combustion Technology (V-ACT) to deliver low emissions, superior performance and fuel efficiency. The engine uses precise, high-pressure fuel injectors, a turbocharger and intercooler, and electronic engine controls to optimize machine performance.

Engine	VOLVO D16E
Power out at	30 r/s (1,800 rpm)
Gross (SAE J1995)	346 kW (470 ps/464 hp)
Net (ISO 9249, SAE J1349)	316 kW (430 ps/424 hp)
Max. torque at 1,350 rpm	2 250 N.m
No. of cylinders	6
Displacement	16,1 l
Bore	144 mm
Stroke	165 mm

Electrical system

High-capacity electrical system that is well protected. Waterproof double-lock harness plugs are used to secure corrosion-free connections. The main relays and solenoid valves are shielded to prevent damage. The master switch is standard.

Contronics provides advanced monitoring of machine functions and important diagnostic information.

Voltage	24 V
Batteries	2 x 12 V
Battery capacity	225 Ah
Alternator	28 V / 80 A

Service refill capacities

Fuel tank	840 l
Hydraulic system, total	655 l
Hydraulic tank	350 l
Engine oil	42 l
Engine coolant	65 l
Swing reduction unit	2 x 6 l
Travel reduction unit	2 x 12 l

Swing system

The swing system uses 2 axial piston motors, driving 2 planetary gearboxes for maximum torque. An automatic holding brake and anti-rebound valves are standard.

Max. swing speed	6,7 rpm
-------------------------	---------

Drive

Each track is powered by an automatic two-speed shift travel motor. The track brakes are multi-disc, spring-applied and hydraulic released. The travel motor, brake and planetary gears are well protected within the track frame.

Max. drawbar pull	453 kN
Max. travel speed	3,0/4,6 km/h
Gradeability	35°

Undercarriage

The undercarriage has a robust X-shaped frame. Greased and sealed track chains are standard.

Track pads	2 x 48
Link pitch	260,4 mm
Shoe width, double grouser	650/750/900 mm
Bottom rollers	2 x 8
Top rollers	2 x 3

Hydraulic system

The hydraulic system, also known as the "Automatic Sensing Work Mode," is designed for high-productivity, high-digging capacity, high-maneuvering precision and excellent fuel economy. The summation system, boom, arm and swing priority along with boom and arm regeneration provides optimum performance.

The following important functions are included in the system:

Summation system: Combines the flow of both hydraulic pumps to ensure quick cycle times and high productivity.

Boom priority: Gives priority to the boom operation for faster raising when loading or performing deep excavations.

Arm priority: Gives priority to the arm operation for faster cycle times in leveling and for increased bucket filling when digging.

Swing priority: Gives priority to swing functions for faster simultaneous operations.

Regeneration system: Prevents cavitation and provides flow to other movements during simultaneous operations for maximum productivity.

Power boost: All digging and lifting forces are increased.

Holding valves: Boom and arm holding valves prevent the digging equipment from creeping.

Main pump:

Type: 2 x variable displacement axial piston pumps
Maximum flow: 2 x 436 l/min

Pilot pump:

Type: Gear pump
Maximum flow: 27,4 l/min

Hydraulic motors:

Travel: Variable displacement axial piston motor with mechanical brake
Swing: Fixed displacement axial piston motor with mechanical brake

Relief valve setting:

Implement 31,4/34,3 Mpa
Travel circuit 34,3 Mpa
Swing circuit 25,5 Mpa
Pilot circuit 3,9 Mpa

Hydraulic cylinders:

Boom 2
Bore x Stroke ø190 x 1 790 mm
Arm 1
Bore x Stroke ø215 x 2 070 mm
Bucket 1
Bore x Stroke ø190 x 1 450 mm
ME Bucket 1
Bore x Stroke ø200 x 1 450 mm

Cab

The operator's cab has easy access via a wide door opening. The cab is supported on hydraulic dampening mounts to reduce shock and vibration levels. These along with sound absorbing lining provide low noise levels. The cab has excellent all-round visibility. The front windshield can easily slide up into the ceiling, and the lower front glass can be removed and stored in the side door.

Integrated air-conditioning and heating system: The pressurized and filtered cab air is supplied by an automatically-controlled fan. The air is distributed throughout the cab from 13 vents.

Ergonomic operator's seat: The adjustable seat and joystick console move independently to accommodate the operator. The seat has nine different adjustments plus a seat belt for the operator's comfort and safety.

Sound Level:

Sound level in cab according to ISO 6396 LpA 74 dB(A)

External sound level according to ISO 6395 and EU Directive 2000/14/EC LwA 108 dB(A)

Ground pressure

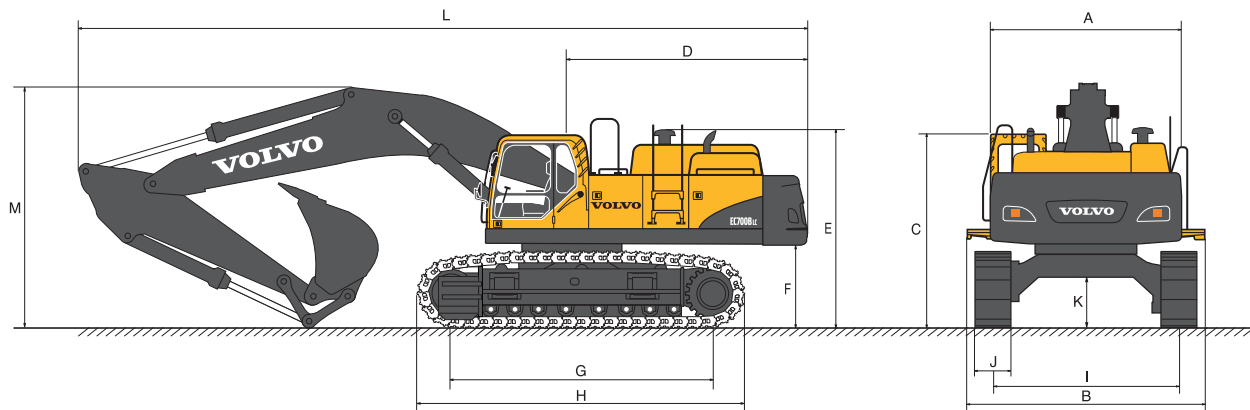
- **EC700B LC** with 6,6 m boom, 2,9 m arm, 3 730 kg bucket, 11 300 kg counterweight

Description	Shoe width	Operating weight	Ground pressure	Overall width
Double grouser	650 mm	68 800 kg	100,1 kPa	4 095 mm
	750 mm	69 500 kg	87,6 kPa	4 100 mm
	900 mm	70 600 kg	74,2 kPa	4 250 mm

- **EC700B LC** with 7,7 m boom, 3,55 m arm, 2 800 kg bucket, 11 300 kg counterweight

Description	Shoe width	Operating weight	Ground pressure	Overall width
Double grouser	650 mm	68 300 kg	99,3 kPa	4 095 mm
	750 mm	69 000 kg	87,0 kPa	4 100 mm
	900 mm	70 000 kg	73,5 kPa	4 250 mm

Dimensions

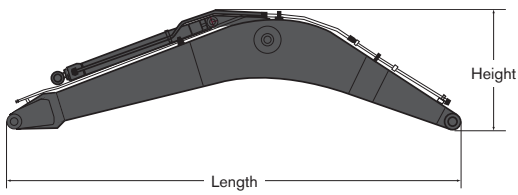


- **EC700B LC** with 650 mm shoe, 11 300 kg counterweight

Machine with direct fit bucket	Unit	6,6 m boom		7,7 m boom	
		2,9 m arm	2,9 m arm	3,55 m arm	4,2 m arm
A. Overall width of upper structure	mm	3 420	3 420	3 420	3 420
B. Overall width	mm	4 286	4 286	4 286	4 286
C. Overall height of cab	mm	3 510	3 510	3 510	3 510
D. Tail slew radius	mm	4 090	4 090	4 090	4 090
E. Overall height of engine hood	mm	3 590	3 590	3 590	3 590
F. Counterweight clearance *	mm	1 507	1 507	1 507	1 507
G. Tumbler length	mm	4 750	4 750	4 750	4 750
H. Track length	mm	5 990	5 990	5 990	5 990
I. Track gauge (extended)	mm	3 350	3 350	3 350	3 350
Track gauge (retracted)	mm	2 750	2 750	2 750	2 750
J. Shoe width	mm	650	650	650	650
K. Min. ground clearance *	mm	858	858	858	858
L. Overall length	mm	12 200	13 320	13 220	13 170
M. Overall height of boom	mm	4 855	4 660	4 600	4 950

* Without shoe grouser

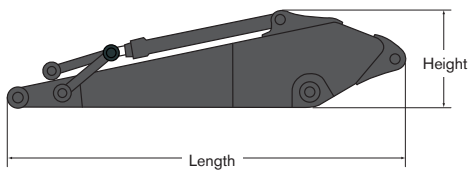
• **Boom**



Description	Unit	6,6 m	7,7 m
Length	mm	6 890	8 020
Height	mm	2 530	1 970
Width	mm	1 110	1 110
Weight	kg	6 550	6 900

* Includes arm cylinder, piping and pin

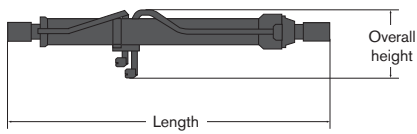
• **Arm**



Description	Unit	2,9 m	3,55 m	4,2 m
Length	mm	4 260	4 940	5 590
Height	mm	1 530	1 390	1 390
Width	mm	740	740	740
Weight	kg	3 510	3 670	3 900

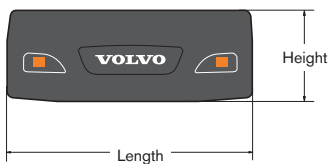
* Includes bucket cylinder, linkage and pin

• **Cylinder**



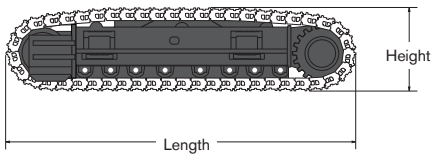
Length	Overall Height	Width	Weight
2 765 mm	560 mm	370 mm	540 kg x 2 set = 1 080 kg

• **Counterweight**



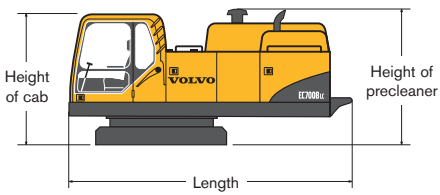
Length	Height	Width	Weight
3 420 mm	1 280 mm	800 mm	11 400 kg

• Shoes



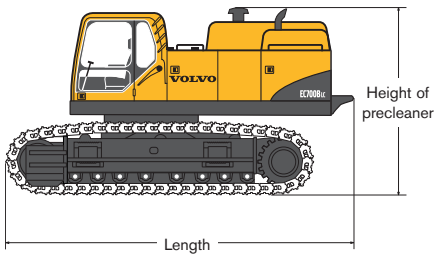
Shoe width	Length	Height	Overall width	Weight / unit
650 mm	5 990 mm	1 375 mm	700 mm	10 400 kg
750 mm	5 990 mm	1 375 mm	750 mm	10 750 kg
900 mm	5 990 mm	1 375 mm	900 mm	11 250 kg

• Cab



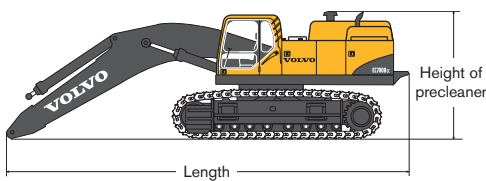
Length	Height of cab	Height of precleaner	Width	Weight
5 500 mm	2 655 mm	2 735 mm	3 430 mm	21 700 kg

• Cab with shoes



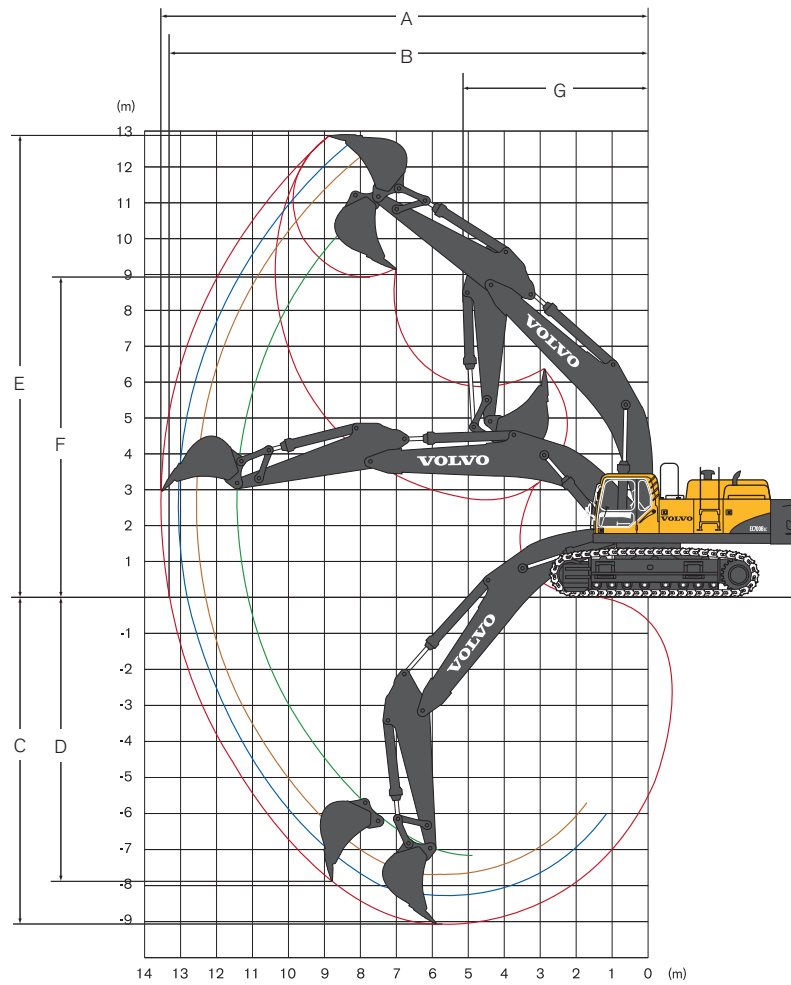
Shoe width	Length	Height of precleaner	Overall width (retracted)	Weight
650 mm	6 730 mm	3 590 mm	3 495 mm	44 000 kg
750 mm	6 730 mm	3 590 mm	3 595 mm	44 700 kg
900 mm	6 730 mm	3 590 mm	3 745 mm	45 700 kg

• Cab with shoes and boom



Boom	Shoe width	Length	Height of precleaner	Overall width (retracted)	Weight
6,6 m	650 mm	10 140 mm	3 590 mm	3 495 mm	50 550 kg
	750 mm	10 140 mm	3 590 mm	3 595 mm	51 250 kg
	900 mm	10 140 mm	3 590 mm	3 745 mm	52 250 kg
7,7 m	650 mm	11 280 mm	3 590 mm	3 495 mm	50 900 kg
	750 mm	11 280 mm	3 590 mm	3 595 mm	51 600 kg
	900 mm	11 280 mm	3 590 mm	3 745 mm	52 600 kg

Working ranges & digging forces


















Machine with direct fit bucket	Unit	6,6 m boom		7,7 m boom	
		2,9 m arm	2,9 m arm	3,55 m arm	4,2 m arm
A. Max. digging reach	mm	11 500	12 600	13 170	13 780
B. Max. digging reach on ground	mm	11 200	12 335	12 910	13 540
C. Max. digging depth	mm	7 250	7 755	8 400	9 055
D. Max. vertical wall digging depth	mm	5 065	6 780	7 250	7 855
E. Max. cutting height	mm	10 980	12 490	12 620	12 940
F. Max. dumping height	mm	6 960	8 410	8 610	8 930
G. Min. front slew radius	mm	5 160	5 480	5 410	5 160

Digging forces with direct fit bucket		Unit	6,6 m boom		7,7 m boom	
			2,9 m arm	2,9 m arm	3,55 m arm	4,2 m arm
Bucket radius		mm	2 215	2 150	2 150	2 150
Breakout force - bucket (Normal/Power boost)	ISO 6015	kN	342 / 374	326 / 356	326 / 356	326 / 356
Tearout force - arm (Normal/Power boost)	ISO 6015	kN	298 / 326	303 / 332	265 / 290	236 / 258
Rotation angle, bucket		deg.	172	173	173	173

Lifting capacity

At the arm end without bucket.

For lifting capacity including bucket, simply subtract actual weight of the direct fit bucket or the bucket with quick fit from the following values.
















 Across undercarriage  Along undercarriage	Lifting hook related to ground level	4,5 m		6,0 m		7,5 m		9,0 m		10,5 m		Max. reach		Max. m		
																
Boom 6,6 m + Arm 2,9 m + Shoe 650 mm + Counterweight 11 300 kg	7,5 m kg													*10 530	*10 530	8,5
	6 m kg						*15 990	*15 990	*12 660	*12 660				*10 490	*10 490	9,2
	4,5 m kg				*20 050	*20 050	*17 290	*17 290	*15 660	13 910				*10 760	*10 760	9,7
	3 m kg	*30 370	*30 370	*22 620	*22 620	*18 790	17 700	*16 390	13 470					*11 340	*11 340	9,9
	1,5 m kg	*19 100	*19 100	*24 970	23 650	*20 030	17 010	*17 020	13 060					*12 340	11 560	9,8
	0 m kg	*33 060	*33 060	*26 290	22 780	*20 790	16 500	*17 230	12 760					*13 940	11 840	9,6
	-1,5 m kg	*34 700	*34 700	*26 250	22 360	*20 700	16 210							*16 630	12 740	9,0
	-3 m kg	*31 800	*31 800	*24 630	22 350	*19 200	16 230							*16 990	14 650	8,1
-4,5 m kg	*26 720	*26 720	*20 770	*20 770										*17 500	*17 500	6,8
Boom 6,6 m + Arm 2,9 m + Shoe 750 mm + Counterweight 11 300 kg	7,5 m kg													*10 530	*10 530	8,5
	6 m kg						*15 990	*15 990	*12 660	*12 660				*10 490	*10 490	9,2
	4,5 m kg				*20 050	*20 050	*17 290	*17 290	*15 660	14 040				*10 760	*10 760	9,7
	3 m kg	*30 370	*30 370	*22 620	*22 620	*18 790	17 860	*16 390	13 600					*11 340	*11 340	9,9
	1,5 m kg	*19 100	*19 100	*24 970	23 880	*20 030	17 180	*17 020	13 190					*12 340	11 680	9,8
	0 m kg	*33 060	*33 060	*26 290	23 010	*20 790	16 660	*17 230	12 890					*13 940	11 970	9,5
	-1,5 m kg	*34 700	*34 700	*26 250	22 590	*20 700	16 380							*16 630	12 870	9,0
	-3 m kg	*31 800	*31 800	*24 630	22 580	*19 200	16 400							*16 990	14 800	8,1
-4,5 m kg	*26 720	*26 720	*20 770	*20 770										*17 500	*17 500	6,8
Boom 6,6 m + Arm 2,9 m + Shoe 900 mm + Counterweight 11 300 kg	7,5 m kg													*10 530	*10 530	8,5
	6 m kg						*15 990	*15 990	*12 660	*12 660				*10 490	*10 490	9,2
	4,5 m kg				*20 050	*20 050	*17 290	*17 290	*15 660	14 230				*10 760	*10 760	9,7
	3 m kg	*30 370	*30 370	*22 620	*22 620	*18 790	18 100	*16 390	13 790					*11 340	*11 340	9,9
	1,5 m kg	*19 100	*19 100	*24 970	24 200	*20 030	17 420	*17 020	13 380					*12 340	11 850	9,8
	0 m kg	*33 060	*33 060	*26 290	23 330	*20 790	16 900	*17 230	13 080					*13 940	12 140	9,5
	-1,5 m kg	*34 700	*34 700	*26 250	22 910	*20 700	16 620							*16 630	13 060	9,0
	-3 m kg	*31 800	*31 800	*24 630	22 900	*19 200	16 640							*16 990	15 020	8,1
-4,5 m kg	*26 720	*26 720	*20 770	*20 770										*17 500	*17 500	6,8
Boom 7,7 m + Arm 2,9 m + Shoe 650 mm + Counterweight 11 300 kg	9 m kg													*11 750	*11 750	8,8
	7,5 m kg													*11 460	*11 460	9,7
	6 m kg						*16 020	*16 020	*14 380	13 970				*11 490	11 060	10,4
	4,5 m kg	*19 690	*19 690	*20 870	*20 870	*17 280	*17 280	*15 080	13 450	*13 620	10 580			*11 780	10 190	10,7
	3 m kg			*23 350	*23 350	*18 560	16 950	*15 800	12 930	*13 900	10 290			*12 370	9 720	10,9
	1,5 m kg			*25 060	22 200	*19 590	16 210	*16 330	12 510	*14 070	10 040			*13 280	9 570	10,9
	0 m kg	*15 300	*15 300	*25 450	21 550	*20 070	15 710	*16 530	12 200	*13 870	9 890			*13 680	9 760	10,6
	-1,5 m kg	*15 210	*15 210	*24 670	21 350	*19 780	15 470	*16 160	12 040					*13 740	10 350	10,1
	-3 m kg	*27 470	*27 470	*22 860	21 460	*18 550	15 480	*14 810	12 110					*13 720	11 530	9,4
	-4,5 m kg	*23 490	*23 490	*19 800	*19 800	*15 940	15 770							*13 670	*13 670	8,3
-6 m kg	*17 300	*17 300	*14 580	*14 580									*12 740	*12 740	6,7	
Boom 7,7 m + Arm 2,9 m + Shoe 750 mm + Counterweight 11 300 kg	9 m kg													*11 750	*11 750	8,8
	7,5 m kg													*11 460	*11 460	9,7
	6 m kg						*16 020	*16 020	*14 380	13 970				*11 490	11 060	10,4
	4,5 m kg	*19 690	*19 690	*20 870	*20 870	*17 280	*17 280	*15 080	13 450	*13 620	10 580			*11 780	10 190	10,7
	3 m kg			*23 350	*23 350	*18 560	16 950	*15 800	12 930	*13 900	10 290			*12 370	9 720	10,9
	1,5 m kg			*25 060	22 200	*19 590	16 210	*16 330	12 510	*14 070	10 040			*13 280	9 570	10,9
	0 m kg	*15 300	*15 300	*25 450	21 550	*20 070	15 710	*16 530	12 200	*13 870	9 890			*13 680	9 760	10,6
	-1,5 m kg	*15 210	*15 210	*24 670	21 350	*19 780	15 470	*16 160	12 040					*13 740	10 350	10,1
	-3 m kg	*27 470	*27 470	*22 860	21 460	*18 550	15 480	*14 810	12 110					*13 720	11 530	9,4
	-4,5 m kg	*23 490	*23 490	*19 800	*19 800	*15 940	15 770							*13 670	*13 670	8,3
-6 m kg	*17 300	*17 300	*14 580	*14 580									*12 740	*12 740	6,8	
Boom 7,7 m + Arm 2,9 m + Shoe 900 mm + Counterweight 11 300 kg	9 m kg													*11 750	*11 750	8,8
	7,5 m kg													*11 460	*11 460	9,7
	6 m kg						*16 020	*16 020	*14 380	14 150				*11 490	11 220	10,4
	4,5 m kg	*19 690	*19 690	*20 870	*20 870	*17 280	*17 280	*15 080	13 640	*13 620	10 730			*11 780	10 340	10,7
	3 m kg			*23 350	*23 350	*18 560	17 190	*15 800	13 120	*13 900	10 450			*12 370	9 870	10,9
	1,5 m kg			*25 060	22 520	*19 590	16 450	*16 330	12 700	*14 070	10 200			*13 280	9 720	10,9
	0 m kg	*15 300	*15 300	*25 450	21 870	*20 070	15 950	*16 530	12 380	*13 870	10 040			*13 680	9 910	10,6
	-1,5 m kg	*15 210	*15 210	*24 670	21 680	*19 780	15 700	*16 160	12 230					*13 740	10 510	10,1
	-3 m kg	*27 470	*27 470	*22 860	21 780	*18 550	15 710	*14 810	12 300					*13 720	11 710	9,4
	-4,5 m kg	*23 490	*23 490	*19 800	*19 800	*15 940	*15 940							*13 670	*13 670	8,3
-6 m kg	*17 300	*17 300	*14 580	*14 580									*12 740	*12 740	6,7	

- Notes:
1. Machine in "Fine Mode-F" (Power Boost) for lifting capacities.
 2. The above loads are in compliance with SAE J1097 and ISO 10567 Hydraulic Excavator Lifting Capacity Standards.
 3. Rated loads do not exceed 87% of hydraulic lifting capacity or 75% of tipping load.
 4. Rated loads marked with an asterisk (*) are limited by hydraulic capacity rather than tipping load.

Lifting capacity

At the arm end without bucket.

For lifting capacity including bucket, simply subtract actual weight of the direct fit bucket or the bucket with quick fit from the following values.

 Across undercarriage  Along undercarriage	Lifting hook related to ground level	4,5 m		6,0 m		7,5 m		9,0 m		10,5 m		Max. reach			
															Max. m
Boom 7,7 m + Arm 3,55 m + Shoe 650 mm + Counterweight 11 300 kg	9,0 m kg								*11 940	*11 940			*9 710	*9 710	9,4
	7,5 m kg								*13 130	*13 130			*9 510	*9 510	10,3
	6 m kg						*15 130	*15 130	*13 680	*13 680	*12 300	10 880	*9 540	*9 540	10,9
	4,5 m kg	*20 980	*20 980	*19 630	*19 630	*16 470	*16 470	*14 490	13 520	*13 120	10 590	*9 780	9 440	11,3	
	3 m kg	*14 850	*14 850	*22 290	*22 290	*17 890	17 120	*15 300	12 990	*13 540	10 260	*10 250	9 020	11,4	
	1,5 m kg	*13 780	*13 780	*24 430	22 480	*19 150	16 310	*16 000	12 520	*13 870	9 960	*10 990	8 870	11,4	
	0 m kg	*13 700	*13 700	*25 430	21 600	*19 920	15 710	*16 430	12 140	*13 930	9 740	*12 100	9 000	11,1	
	-1,5 m kg	*20 080	*20 080	*25 210	21 200	*19 980	15 360	*16 370	11 910	*13 460	9 650	*13 150	9 470	10,7	
	-3 m kg	*30 060	*30 060	*23 910	21 160	*19 190	15 260	*15 570	11 860			*13 330	10 410	10,0	
	-4,5 m kg	*26 380	*26 380	*21 430	21 410	*17 270	15 410					*13 520	12 170	9,0	
-6,0 m kg	*20 940	*20 940	*17 260	*17 260	*13 320	*13 320					*13 310	*13 310	7,5		
Boom 7,7 m + Arm 3,55 m + Shoe 750 mm + Counterweight 11 300 kg	9,0 m kg								*11 940	*11 940			*9 710	*9 710	9,4
	7,5 m kg								*13 130	*13 130			*9 510	*9 510	10,3
	6 m kg					*15 130	*15 130	*13 680	*13 680	*12 300	10 990	*9 540	*9 540	10,9	
	4,5 m kg	*20 980	*20 980	*19 630	*19 630	*16 470	*16 470	*14 490	13 650	*13 120	10 700	*9 780	9 540	11,3	
	3 m kg	*14 850	*14 850	*22 290	*22 290	*17 890	17 290	*15 300	13 120	*13 540	10 370	*10 250	9 110	11,4	
	1,5 m kg	*13 780	*13 780	*24 430	22 710	*19 150	16 480	*16 000	12 650	*13 870	10 070	*10 990	8 970	11,4	
	0 m kg	*13 700	*13 700	*25 430	21 820	*19 920	15 880	*16 430	12 280	*13 930	9 850	*12 110	9 100	11,1	
	-1,5 m kg	*20 080	*20 080	*25 210	21 430	*19 980	15 530	*16 370	12 040	*13 460	9 760	*13 150	9 570	10,7	
	-3 m kg	*30 060	*30 060	*23 910	21 390	*19 190	15 430	*15 570	11 990			*13 330	10 520	10,0	
	-4,5 m kg	*26 380	*26 380	*21 430	*21 430	*17 270	15 580					*13 520	12 300	8,9	
-6,0 m kg	*20 940	*20 940	*17 260	*17 260	*13 320	*13 320					*13 310	*13 310	7,5		
Boom 7,7 m + Arm 3,55 m + Shoe 900 mm + Counterweight 11 300 kg	9,0 m kg								*11 940	*11 940			*9 710	*9 710	9,4
	7,5 m kg								*13 130	*13 130			*9 510	*9 510	10,3
	6 m kg					*15 130	*15 130	*13 680	*13 680	*12 300	11 140	*9 540	*9 540	10,9	
	4,5 m kg	*20 980	*20 980	*19 630	*19 630	*16 470	*16 470	*14 490	13 840	*13 120	10 860	*9 780	9 690	11,3	
	3 m kg	*14 850	*14 850	*22 290	*22 290	*17 890	17 520	*15 300	13 310	*13 540	10 530	*10 250	9 260	11,4	
	1,5 m kg	*13 780	*13 780	*24 430	23 030	*19 150	16 720	*16 000	12 840	*13 870	10 230	*10 990	9 110	11,4	
	0 m kg	*13 700	*13 700	*25 430	22 150	*19 920	16 110	*16 430	12 460	*13 930	10 010	*12 110	9 250	11,1	
	-1,5 m kg	*20 080	*20 080	*25 210	21 750	*19 980	15 760	*16 370	12 230	*13 460	9 920	*13 150	9 730	10,7	
	-3 m kg	*30 060	*30 060	*23 910	21 710	*19 190	15 660	*15 570	12 180			*13 330	10 690	10,0	
	-4,5 m kg	*26 380	*26 380	*21 430	*21 430	*17 270	15 820					*13 520	12 490	8,9	
-6,0 m kg	*20 940	*20 940	*17 260	*17 260	*13 320	*13 320					*13 310	*13 310	7,5		
Boom 7,7 m + Arm 4,2 m + Shoe 650 mm + Counterweight 11 300 kg	10,5 m kg								*8 780	*8 780			*8 530	*8 530	9,1
	9,0 m kg												*8 090	*8 090	10,2
	7,5 m kg								*12 070	*12 070	*10 300	*10 300	*7 910	*7 910	11,0
	6 m kg								*12 700	*12 700	*11 880	10 900	*7 900	*7 900	12,0
	4,5 m kg					*15 310	*15 310	*13 580	13 560	*12 340	10 560	*8 060	*8 060	12,0	
	3 m kg	*16 640	*16 640	*20 750	*20 750	*16 830	*16 830	*14 470	12 980	*12 870	10 180	*8 380	8 150	12,1	
	1,5 m kg	*14 340	*14 340	*23 210	22 690	*18 260	16 330	*15 300	12 450	*13 330	9 820	*8 890	8 000	12,0	
	0 m kg	*13 880	*13 880	*24 700	21 560	*19 280	15 610	*15 910	11 990	*13 580	9 550	*9 680	8 090	11,8	
	-1,5 m kg	*21 040	*21 040	*25 030	20 950	*19 670	15 140	*16 100	11 680	*13 470	9 380	*10 870	8 440	11,3	
	-3 m kg	*28 880	*28 880	*24 250	20 750	*19 260	14 930	*15 680	11 540	*12 660	9 360	*12 240	9 170	10,7	
-4,5 m kg	*28 320	*28 320	*22 340	20 870	*17 890	14 970	*14 300	11 620			*12 490	10 490	9,7		
-6,0 m kg	*23 610	*23 610	*18 990	*18 990	*15 050	*15 050					*12 560	*12 560	8,4		
Boom 7,7 m + Arm 4,2 m + Shoe 750 mm + Counterweight 11 300 kg	10,5 m kg								*8 780	*8 780			*8 530	*8 530	9,1
	9,0 m kg												*8 090	*8 090	10,2
	7,5 m kg								*12 070	*12 070	*10 300	*10 300	*7 910	*7 910	11,0
	6 m kg								*12 700	*12 700	*11 880	11 010	*7 900	*7 900	11,6
	4,5 m kg					*15 310	*15 310	*13 580	*13 580	*12 340	10 670	*8 060	*8 060	12,0	
	3 m kg	*16 640	*16 640	*20 750	*20 750	*16 830	*16 830	*14 470	13 120	*12 870	10 290	*8 380	8 240	12,1	
	1,5 m kg	*14 340	*14 340	*23 210	22 920	*18 260	16 500	*15 300	12 580	*13 330	9 930	*8 890	8 100	12,0	
	0 m kg	*13 880	*13 880	*24 700	21 780	*19 280	15 770	*15 910	12 130	*13 580	9 660	*9 680	8 190	11,8	
	-1,5 m kg	*21 040	*21 040	*25 030	21 180	*19 670	15 310	*16 100	11 810	*13 470	9 490	*10 870	8 540	11,3	
	-3 m kg	*28 880	*28 880	*24 250	20 980	*19 260	15 100	*15 680	11 670	*12 660	9 470	*12 240	9 280	10,7	
-4,5 m kg	*28 320	*28 320	*22 340	21 100	*17 890	15 140	*14 300	11 750			*12 490	10 610	9,7		
-6,0 m kg	*23 610	*23 610	*18 990	*18 990	*15 050	*15 050					*12 560	*12 560	8,4		
Boom 7,7 m + Arm 4,2 m + Shoe 900 mm + Counterweight 11 300 kg	10,5 m kg								*8 780	*8 780			*8 530	*8 530	9,1
	9,0 m kg												*8 090	*8 090	10,2
	7,5 m kg								*12 070	*12 070	*10 300	*10 300	*7 910	*7 910	11,0
	6 m kg								*12 700	*12 700	*11 880	11 170	*7 900	*7 900	11,6
	4,5 m kg					*15 310	*15 310	*13 580	*13 580	*12 340	10 830	*8 060	*8 060	11,9	
	3 m kg	*16 640	*16 640	*20 750	*20 750	*16 830	*16 830	*14 470	13 300	*12 870	10 440	*8 380	8 370	12,1	
	1,5 m kg	*14 340	*14 340	*23 210	*23 210	*18 260	16 740	*15 300	12 770	*13 330	10 080	*8 890	8 230	12,0	
	0 m kg	*13 880	*13 880	*24 700	22 110	*19 280	16 010	*15 910	12 320	*13 580	9 820	*9 680	8 320	11,8	
	-1,5 m kg	*21 040	*21 040	*25 030	21 500	*19 670	15 540	*16 100	12 000	*13 470	9 650	*10 870	8 690	11,3	
	-3 m kg	*28 880	*28 880	*24 250	21 300	*19 260	15 340	*15 680	11 860	*12 660	9 630	*12 240	9 430	10,7	
-4,5 m kg	*28 320	*28 320	*22 340	21 420	*17 890	15 380	*14 300	11 940			*12 490	10 780	9,7		
-6,0 m kg	*23 610	*23 610	*18 990	*18 990	*15 050	*15 050					*12 560	*12 560	8,4		

- Notes:
1. Machine in "Fine Mode-F" (Power Boost) for lifting capacities.
 2. The above loads are in compliance with SAE J1097 and ISO 10567 Hydraulic Excavator Lifting Capacity Standards.
 3. Rated loads do not exceed 87% of hydraulic lifting capacity or 75% of tipping load.
 4. Rated loads marked with an asterisk (*) are limited by hydraulic capacity rather than tipping load.

STANDARD EQUIPMENT

Engine

Turbocharged, 4 stroke diesel engine with water cooling, direct injection and charged air cooler
3-stage air filter with indicator and precleaner
Air intake heater
Electric engine shut-off
Fuel filter and water separator
Alternator, 80 A

Electric/Electronic control system

Contronics
– Advanced mode control system
– Self-diagnostic system
Machine status indication
Engine speed sensing power control
Automatic idling system
One-touch power boost
Safety stop/start function
Adjustable monitor
Master switch
Engine restart prevention circuit
High-capacity halogen lights:
– Frame-mounted 3
– Boom-mounted 4
Batteries, 2 x 12 V / 225 Ah
Start motor, 28 V / 6,6 kW

Hydraulic system

Automatic hydraulic system
– Summation system
– Boom priority
– Arm priority
– Swing priority

Boom and arm regeneration valves
Swing anti-rebound valves
Boom and arm holding valves
Pump flow control for hammer & shear
Multi-stage filtering system
Cylinder cushioning
Cylinder contamination seals
Auxiliary hydraulic valve
Automatic two-speed travel motors
Hydraulic oil, ISO VG 46

Superstructure

Access way with handrail
Full height counterweight:
11 300 kg
Tool storage area
Punched metal anti-slip plates
Undercover (heavy-duty 4,5 mm)
Side walk-way

Cab and interior

Fabric seat with heater and air suspension
Pilot-operated wrist control joysticks with 3 switches each
Heater & air-conditioner, automatic
Hydraulic dampening cab mounts
Adjustable operator seat and joystick control console
Flexible antenna
Hydraulic safety lock lever
Cab, all-weather sound suppressed, includes:
– Ashtray
– Cup holder
– Lighter

– Door locks
– Tinted glass
– Floor mat
– Horn
– Large storage area
– Pull-up type front window
– Removable lower windshield
– Seat belt
– Safety glass
– Windshield wiper with intermittent feature
– Stereo cassette radio
Anti-vandalism kit assembly preparation
Master ignition key

Undercarriage

Hydraulic track adjusters
Greased and sealed track chain
Track guards
Undercover (heavy-duty 10 mm)
Mechanically retractable track gauge

Track shoes

Track shoes 650 mm with double grousers

Digging equipment

Boom: ME 6,6 m
Arm: 2,9 m
Centralized lubrication

Service

Special tool for retractable frame

OPTIONAL EQUIPMENT

Engine

Block heater: 120 V, 240 V
Dual stage precleaner
Diesel coolant heater
Fuel filler pump: 100 l/min, with automatic shut-off
Water separator with heater
Low noise kit

Electric

Extra lamps:
– Cab-mounted 1
– Counterweight-mounted 1
Travel alarm
Swing alarm
Anti-theft system
Rotating warning beacon

Hydraulic system

Hose rupture valve: boom, arm
Boom float function
Overload warning device
Hammer & shear:
– one and two pump flow

– Additional return filter
– 1 switch control
– 2 switch control
– Pedal switch control
Hydraulic oil, ISO VG 32
Hydraulic oil, ISO VG 68
Hydraulic oil, biodegradable 32
Hydraulic oil, biodegradable 46

Cab and interior

Fabric seat
Fabric seat with heater
Control joystick with semi-long levers
Control joystick with 5 switches each
Air-conditioner, manual
Falling object guard (FOG)
– Frame-mounted (356 kg)
– Cab-mounted (153 kg)
Cab-mounted falling object protective structures (FOPS: 80 kg)
Sunlight protection, roof (steel)
Foot support bar
Sun shield, front, roof, rear
Rain shield, front

Safety screen for front window
Lower wiper
Anti-vandalism kit

Undercarriage

Full track guards (190 kg / unit)

Track shoes

750 mm, 900 mm track shoes with double grousers

Digging equipment

Boom: 7,7 m
Arm: 3,55 m/4,2 m

Service

Electric grease gun
Hand lamp
Spare parts
Tool kit, full scale



Volvo Construction Equipment is different. Our machines are designed, built and supported in a different way. That difference comes from an engineering heritage of over 175 years. A heritage of thinking first about the people who actually use the machines. About how to help them be safer, more comfortable, more productive. About the environment we all share. The result of that thinking is a growing range of machines and a global support network dedicated to helping you do more. People around the world are proud to use Volvo. And we're proud of what makes Volvo different – **More care. Built in.**



Not all products are available in all markets. Under our policy of continuous improvement, we reserve the right to change specifications and design without prior notice. The illustrations do not necessarily show the standard version of the machine.

VOLVO

Volvo Construction Equipment
www.volvoce.com

PUB A8B1002197
2009.07
Volvo, Global Marketing

English (Asia)
EXC