

VOLVO EXCAVATOR

EC460B LC



- **Engine power, gross:**
245 kW (329 hp)
- **Operating weight:**
44.5 ~ 47.9 t
- **Buckets (SAE):**
1,725 ~ 3,775 l
- Turbocharged VOLVO diesel engine with water cooling, direct injection and charged air cooler
- Contronics, Volvo's advanced mode selection system and electronically controlled system
- 2 variable displacement axial piston pumps. Independent and simultaneous movements of the digging equipment are controlled by "Automatic Sensing Work Mode".
- Cab
 - Ergonomic environment for easier operator use
 - Low sound level
 - Filtered air
 - Hydraulic dampening mounts
- Strong digging equipment, produced by robotic welding
- High lifting, breakout and tearout forces for tough digging conditions
- Long undercarriage for excellent stability
- Auxiliary hydraulic valve is standard
- Prepared for a number of optional items

VOLVO



ENGINE

The next-generation Volvo diesel engine uses Volvo Advanced Combustion Technology (V-ACT) to deliver low emissions, superior performance and fuel efficiency. The engine uses precise, high-pressure fuel injectors, a turbocharger and intercooler, and electronic engine controls to optimize machine performance.

Air Filter: 3-stage, and pre-cleaner

Automatic Idling System: Reduces engine speed to idle when the levers and pedals are not activated resulting in less fuel consumption and low cab noise levels.

Low-Emission Engine:

Maker	VOLVO
Model	D12D
Power output at	30 r/s (1,800 rpm)
Net (ISO 9249/ SAE J1349)	235 kW (320 ps / 316 hp)
Gross (SAE J1995)	245 kW (333 ps / 329 hp)
Max. torque	1,720 N·m at 1,350 rpm
No. of cylinders	6
Displacement	12.1 l
Bore	131 mm
Stroke	150 mm



ELECTRICAL SYSTEM

High capacity electrical system that is well-protected. Waterproof double-lock harness plugs are used to secure corrosion free connections. The main relays and solenoid valves are shielded to prevent damage. The master switch is standard.

Contronics, provides advanced monitoring of machine functions and important diagnostic information.

Voltage	24 V
Batteries	2 x 12 V
Battery capacity	200 Ah
Alternator	28 V / 80 A



SERVICE REFILL CAPACITIES

Fuel tank	685 l
Hydraulic system, total	525 l
Hydraulic tank	270 l
Engine oil	42 l
Engine coolant	60 l
Swing reduction unit	2 x 6.0 l
Travel reduction unit	2 x 5.5 l



SWING SYSTEM

The swing system uses 2 axial piston motors, driving 2 planetary gearboxes for maximum torque. An automatic holding brake and anti-rebound valves are standard.

Max. swing speed 8.5 rpm



DRIVE

Each track is powered by an automatic two-speed shift travel motor. The track brakes are multi-disc, spring-applied and hydraulic released. The travel motor, brake and planetary gears are well protected within the track frame.

Max. tractive effort 324.6 kN (33,100 kg)
Max. travel speed 2.9 / 4.8 km/h
Gradeability 35° (70%)



UNDERCARRIAGE

The undercarriage has a robust X-shaped frame, greased and sealed track chains are standard.

Fixed undercarriage (Std.):

No. of track pads 2 x 52
Link pitch 216 mm
Shoe width, triple grouser 600 / 700 / 800 / 900 mm
Shoe width, double grouser 600 mm
No. of bottom rollers 2 x 9
No. of top rollers 2 x 2

Mechanically retractable undercarriage (Opt.):

No. of track pads 2 x 52
Link pitch 216 mm
Shoe width, triple grouser 600 / 700 / 800 / 900 mm
Shoe width, double grouser 600 mm
No. of bottom rollers 2 x 9
No. of top rollers 2 x 3



HYDRAULIC SYSTEM

The hydraulic system, also known as the "Automatic Sensing Work Mode", is designed for high-productivity, high-digging capacity, high-maneuvering precision and good fuel economy. The summation system, boom, arm and swing priority along with boom and arm regeneration provide optimum performance.

The following important functions are included in the system:

Summation system: Combines the flow of both hydraulic pumps to ensure quick cycle times and high productivity.

Boom priority: Gives priority to the boom operation for faster raising when loading or performing deep excavations.

Arm priority: Gives priority to the arm operation for faster cycle times in leveling and for increased bucket filling when digging.

Swing priority: Gives priority to swing functions for faster simultaneous operations.

Regeneration system: Prevents cavitation and provides flow to other movements during simultaneous operations for maximum productivity.

Power boost: All digging and lifting forces are increased.

Holding valves: Boom and arm holding valves prevent the digging equipment from creeping.

Power Max: All function speeds are increased.

Main pump:

Type 2 x variable displacement axial piston pumps
Maximum flow ... 2 x 345 l/min

Pilot pump:

Type Gear pump
Maximum flow ... 1 x 31 l/min

Hydraulic motors:

Travel Variable displacement axial piston motor with mechanical brake
Swing Fixed displacement axial piston motor with mechanical brake

Relief valve setting:

Implement 31.4 / 34.3 Mpa (320 / 350 kg/cm²)
Travel circuit 31.4 Mpa (320 kg/cm²)
Swing circuit 24.5 Mpa (250 kg/cm²)
Pilot circuit 3.9 Mpa (40 kg/cm²)

Hydraulic cylinders:

Boom 2
Bore x Stroke Ø165 x 1,590 mm
Arm 1
Bore x Stroke Ø190 x 1,850 mm
Bucket 1
Bore x Stroke Ø165 x 1,335 mm
ME bucket 1
Bore x Stroke Ø175 x 1,335 mm



CAB

The operator's cab has easy access via a wide door opening. The cab is supported on hydraulic dampening mounts to reduce shock and vibration levels. These along with sound absorbing lining provide low noise levels. The cab has excellent all-round visibility. The front windshield can easily slide up into the ceiling and the lower front glass can be removed and stored in the side door.

Integrated air conditioning and heating system:

The pressurized and filtered cab air is supplied by an automatically controlled fan. The air is distributed throughout the cab from 13 vents.

Ergonomic operator's seat: The adjustable seat and joystick console move independently to accommodate the operator. The seat has nine different adjustments plus a seat belt to for the operator's comfort and safety.

Sound Level:

Sound level in cab
according to ISO 6396 LpA 73 dB(A)
External sound level
according to ISO 6395
and EU Directive 2000/14/EC LwA 106 dB(A)



GROUND PRESSURE

- **Machine with fixed undercarriage** 7.0 m boom, 3.35 m arm, 2,060 l (1,730 kg) bucket and 8,700 kg counterweight.

Description	Shoe width	Operating weight	Ground pressure	Overall width
Triple grouser	600 mm	44,500 kg	77.5 kPa (0.79 kg/cm ²)	3,340 mm
	700 mm	45,000 kg	66.7 kPa (0.68 kg/cm ²)	3,440 mm
	800 mm	45,500 kg	59.8 kPa (0.61 kg/cm ²)	3,540 mm
	900 mm	46,020 kg	53.9 kPa (0.55 kg/cm ²)	3,640 mm
Double grouser	600 mm	44,250 kg	77.5 kPa (0.79 kg/cm ²)	3,340 mm

- **Machine with retractable undercarriage** 7.0 m boom, 3.35 m arm, 2,060 l (1,730 kg) bucket and 8,700 kg counterweight.

Description	Shoe width	Operating weight	Ground pressure	Overall width
Triple grouser	600 mm	45,700 kg	79.4 kPa (0.81 kg/cm ²)	3,490 mm
	700 mm	46,220 kg	68.6 kPa (0.70 kg/cm ²)	3,590 mm
	800 mm	46,740 kg	60.8 kPa (0.62 kg/cm ²)	3,690 mm
	900 mm	47,280 kg	54.9 kPa (0.56 kg/cm ²)	3,790 mm
Double grouser	600 mm	45,450 kg	79.4 kPa (0.81 kg/cm ²)	3,490 mm

- **Machine with fixed undercarriage** 7.0 m boom, 3.35 m arm, 2,060 l (1,730 kg) bucket and 9,300 kg counterweight.

Description	Shoe width	Operating weight	Ground pressure	Overall width
Triple grouser	600 mm	45,100 kg	78.4 kPa (0.80 kg/cm ²)	3,340 mm
	700 mm	45,600 kg	67.7 kPa (0.69 kg/cm ²)	3,440 mm
	800 mm	46,100 kg	59.8 kPa (0.61 kg/cm ²)	3,540 mm
	900 mm	46,620 kg	53.9 kPa (0.55 kg/cm ²)	3,640 mm
Double grouser	600 mm	44,850 kg	78.4 kPa (0.80 kg/cm ²)	3,340 mm

- **Machine with retractable undercarriage** 7.0 m boom, 3.35 m arm, 2,060 l (1,730 kg) bucket and 9,300 kg counterweight.

Description	Shoe width	Operating weight	Ground pressure	Overall width
Triple grouser	600 mm	46,300 kg	80.4 kPa (0.80 kg/cm ²)	3,490 mm
	700 mm	46,820 kg	69.6 kPa (0.71 kg/cm ²)	3,590 mm
	800 mm	47,340 kg	61.8 kPa (0.63 kg/cm ²)	3,690 mm
	900 mm	47,880 kg	55.9 kPa (0.57 kg/cm ²)	3,790 mm
Double grouser	600 mm	46,050 kg	80.4 kPa (0.82 kg/cm ²)	3,490 mm

BUCKET & ARM COMBINATION

• Volvo K-GP bucket (straight side) with fixed undercarriage

Description			Narrow bucket	Standard bucket	Wide bucket
Bucket capacity	SAE		1,720 l	2,060 l	2,450 l
	CECE		1,500 l	1,800 l	2,100 l
Bucket width			1,295 mm	1,515 mm	1,580 mm
Weight			1,605 kg	1,730 kg	1,920 kg
No. of teeth			5	5	5
Application			Trenching	General purpose	Loading service
8,700 kg counterweight	ME boom 6.5 m + arm 2.55 m		A	A	A
	Boom 7.0m + arm options	2.55 m	A	A	A
		3.35 m	A	A	B
		3.9 m	A	B	C
		4.8 m	A	C	D
9,300 kg counterweight	ME boom 6.5 m + arm 2.55 m		A	A	A
	Boom 7.0m + arm options	2.55 m	A	A	A
		3.35 m	A	A	B
		3.9 m	A	A	C
		4.8 m	A	C	C

• Volvo HARDOX 400® bucket (curved side) with fixed undercarriage

Description			Direct fit - GP bucket			Quick fit - GP bucket		ME - GP bucket
Bucket capacity	SAE		1,900 l	2,100 l	2,300 l	1,900 l	2,100 l	2,600 l
	CECE		1,690 l	1,860 l	2,030 l	1,690 l	1,860 l	2,280 l
Bucket width			1,550 mm	1,700 mm	1,800 mm	1,550 mm	1,700 mm	1,930 mm
Weight			1,720 kg	1,810 kg	1,900 kg	1,700 kg	1,790 kg	1,845 kg
No. of teeth			5	5	5	5	5	5
Application			Tough condition	Tough condition	Tough condition	Tough condition	Tough condition	Loading service
8,700 kg counterweight	ME boom 6.5 m + arm 2.55 m		A	A	A	A	A	A
	Boom 7.0m + arm options	2.55 m	A	A	A	A	A	-
		3.35 m	A	A	B	A	B	-
		3.9 m	A	B	C	B	C	-
		4.8 m	C	C	D	C	C	-
9,300 kg counterweight	ME boom 6.5 m + arm 2.55 m		A	A	A	A	A	A
	Boom 7.0m + arm options	2.55 m	A	A	A	A	A	-
		3.35 m	A	A	B	A	A	-
		3.9 m	A	B	C	A	B	-
		4.8 m	B	C	C	C	C	-

A: Applicable for general purpose up to 2,000 kg/m³

B: Applicable for general purpose up to 1,800 kg/m³

C: Applicable for general purpose up to 1,500 kg/m³

D: Applicable for general purpose up to 1,200 kg/m³

BUCKET & ARM COMBINATION

• Volvo K-GP bucket (straight side) with mechanically retractable undercarriage

Description			Narrow bucket	Standard bucket	Wide bucket
Bucket capacity	SAE		1,720 l	2,060 l	2,450 l
	CECE		1,500 l	1,800 l	2,100 l
Bucket width			1,295 mm	1,515 mm	1,580 mm
Weight			1,605 kg	1,730 kg	1,920 kg
No. of teeth			5	5	5
Application			Trenching	General purpose	Loading service
8,700 kg counterweight	ME boom 6.5 m + arm 2.55 m		A	A	A
	Boom 7.0m + arm options	2.55 m	A	A	A
		3.35 m	A	A	B
		3.9 m	A	A	C
		4.8 m	A	C	C
9,300 kg counterweight	ME boom 6.5 m + arm 2.55 m		A	A	A
	Boom 7.0m + arm options	2.55 m	A	A	A
		3.35 m	A	A	B
		3.9 m	A	A	C
		4.8 m	A	B	C

• **Volvo HARDOX 400® bucket (curved side)** with mechanically retractable undercarriage

Description			Direct fit - GP bucket			Quick fit - GP bucket		ME - GP bucket
Bucket capacity	SAE		1,900 l	2,100 l	2,300 l	1,900 l	2,100 l	2,600 l
	CECE		1,690 l	1,860 l	2,030 l	1,690 l	1,860 l	2,280 l
Bucket width			1,550 mm	1,700 mm	1,800 mm	1,550 mm	1,700 mm	1,930 mm
Weight			1,720 kg	1,810 kg	1,900 kg	1,700 kg	1,790 kg	1,845 kg
No. of teeth			5	5	5	5	5	5
Application			Tough condition	Tough condition	Tough condition	Tough condition	Tough condition	Tough condition
8,700 kg counterweight	ME boom 6.5 m + arm 2.55 m		A	A	A	A	A	A
	Boom 7.0m + arm options	2.55 m	A	A	A	A	A	-
		3.35 m	A	A	B	A	A	-
		3.9 m	A	B	C	A	B	-
	4.8 m	B	C	C	C	C	-	
9,300 kg counterweight	ME boom 6.5 m + arm 2.55 m		A	A	A	A	A	A
	Boom 7.0m + arm options	2.55 m	A	A	A	A	A	-
		3.35 m	A	A	A	A	A	-
		3.9 m	A	B	B	A	B	-
	4.8 m	B	C	C	B	C	-	

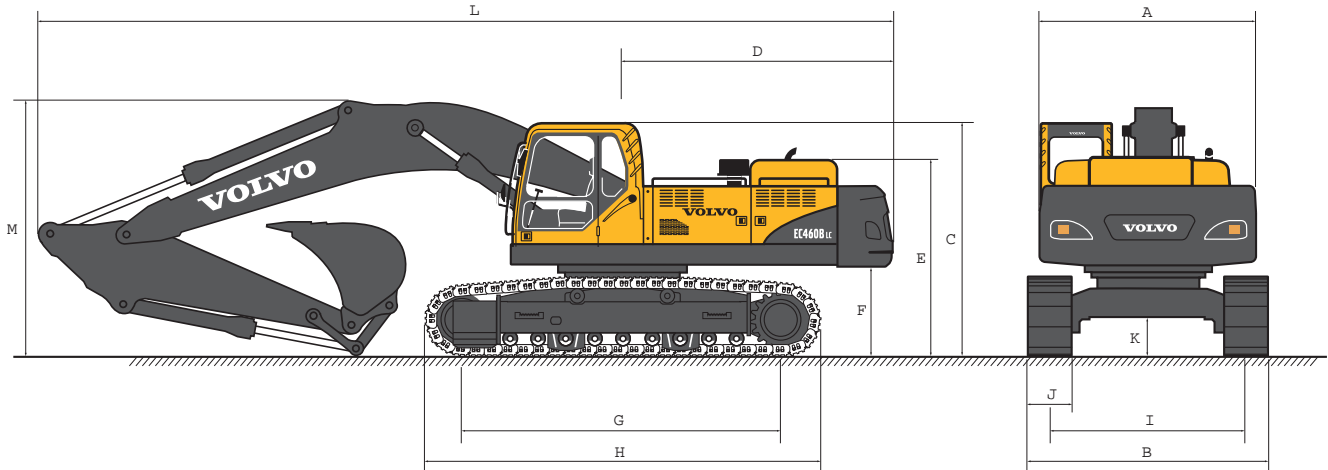
A: Applicable for general purpose up to 2,000 kg/m³

B: Applicable for general purpose up to 1,800 kg/m³

C: Applicable for general purpose up to 1,500 kg/m³

D: Applicable for general purpose up to 1,200 kg/m³

DIMENSIONS



• Machine with fixed undercarriage

Description	Unit	6.5 m ME boom	7.0 m Boom			
		2.55 m Arm	2.55 m Arm	3.35 m Arm	3.9 m Arm	4.8 m Arm
A. Overall width of superstructure	mm	2,990	2,990	2,990	2,990	2,990
B. Overall width	mm	3,340	3,340	3,340	3,340	3,340
C. Overall height of cab	mm	3,250	3,250	3,250	3,250	3,250
D. Tail swing radius	mm	3,730	3,730	3,730	3,730	3,730
E. Overall height of engine hood	mm	2,750	2,750	2,750	2,750	2,750
F. Counterweight clearance *	mm	1,275	1,275	1,275	1,275	1,275
G. Tumbler length	mm	4,370	4,370	4,370	4,370	4,370
H. Track length	mm	5,370	5,370	5,370	5,370	5,370
I. Track gauge	mm	2,740	2,740	2,740	2,740	2,740
J. Shoe width	mm	600	600	600	600	600
K. Min. ground clearance *	mm	550	550	550	550	550
L. Overall length	mm	11,560	12,060	12,070	12,070	11,940
M. Overall height of boom	mm	3,770	3,630	3,650	3,690	4,650

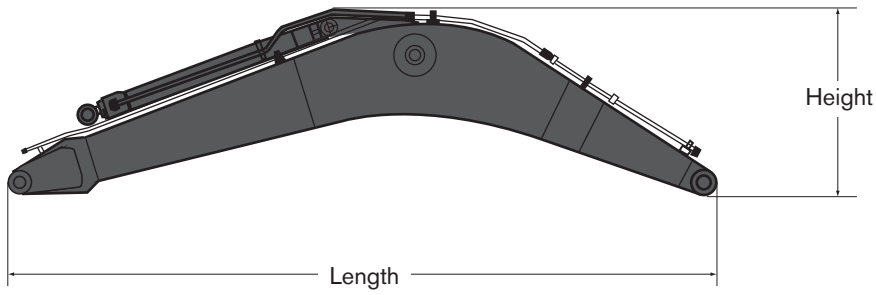
• Machine with mechanically retractable undercarriage

Description	Unit	6.5 m ME boom	7.0 m Boom			
		2.55 m Arm	2.55 m Arm	3.35 m Arm	3.9 m Arm	4.8 m Arm
A. Overall width of superstructure	mm	2,990	2,990	2,990	2,990	2,990
B. Overall width (extended)	mm	3,490	3,490	3,490	3,490	3,490
Overall width (retracted)	mm	2,990	2,990	2,990	2,990	2,990
C. Overall height of cab	mm	3,360	3,360	3,360	3,360	3,360
D. Tail swing radius	mm	3,730	3,730	3,730	3,730	3,730
E. Overall height of engine hood	mm	2,860	2,860	2,860	2,860	2,860
F. Counterweight clearance *	mm	1,385	1,385	1,385	1,385	1,385
G. Tumbler length	mm	4,370	4,370	4,370	4,370	4,370
H. Track length	mm	5,370	5,370	5,370	5,370	5,370
I. Track gauge (extended)	mm	2,890	2,890	2,890	2,890	2,890
Track gauge (retracted)	mm	2,390	2,390	2,390	2,390	2,390
J. Shoe width	mm	600	600	600	600	600
K. Min. ground clearance *	mm	746	746	746	746	746
L. Overall length	mm	11,540	12,060	12,070	12,070	11,940
M. Overall height of boom	mm	3,800	3,770	3,790	3,830	4,790

* Without shoe grouser

DIMENSIONS

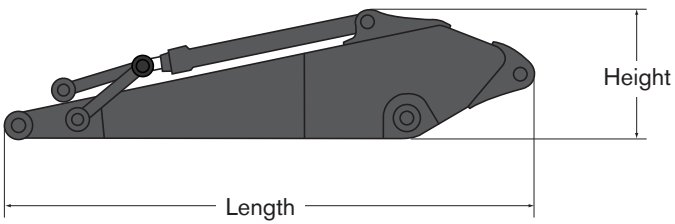
• Boom



Description	6.5 m ME	7.0 m
Length	6,750 mm	7,250 mm
Height	2,000 mm	1,840 mm
Width	960 mm	960 mm
Weight	3,950 kg	4,000 kg

* Includes cylinder, piping and linkage

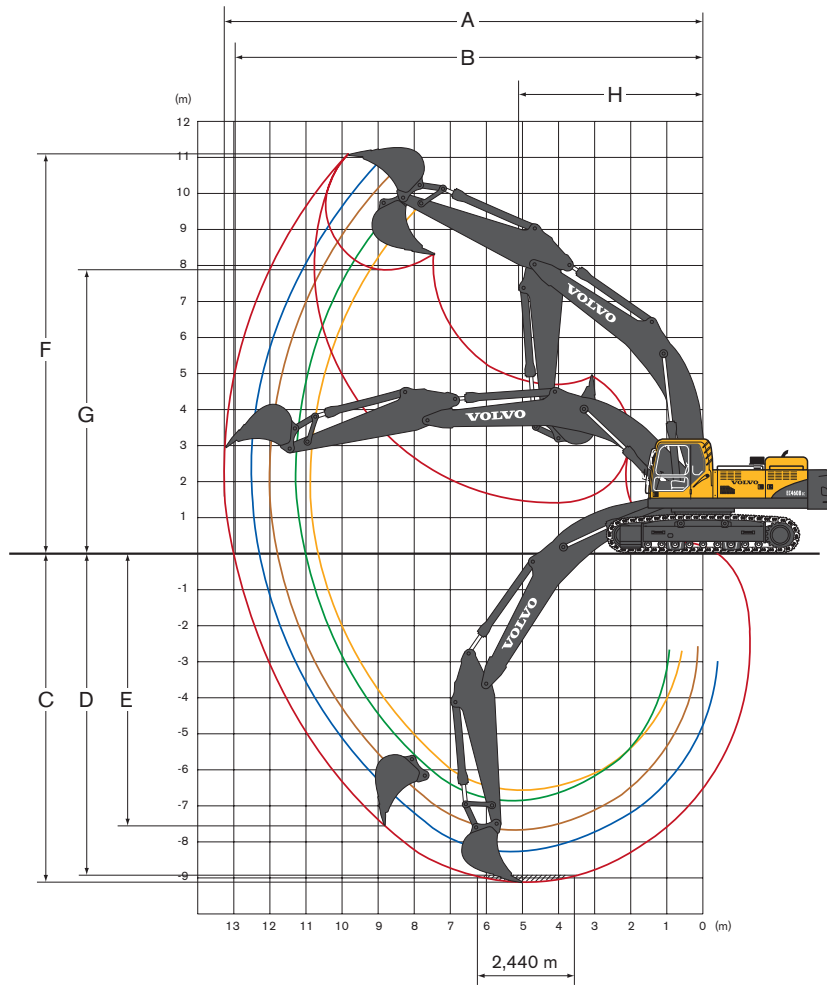
• Arm



Description	2.55 m	3.35 m	3.9 m	4.8 m
Length	3,770 mm	4,590 mm	5,140 mm	6,100 mm
Height	1,235 mm	1,230 mm	1,240 mm	1,250 mm
Width	600 mm	600 mm	600 mm	600 mm
Weight	2,350 kg	2,500 kg	2,500 kg	2,700 kg

* Includes cylinder, piping and linkage

WORKING RANGES & DIGGING FORCES



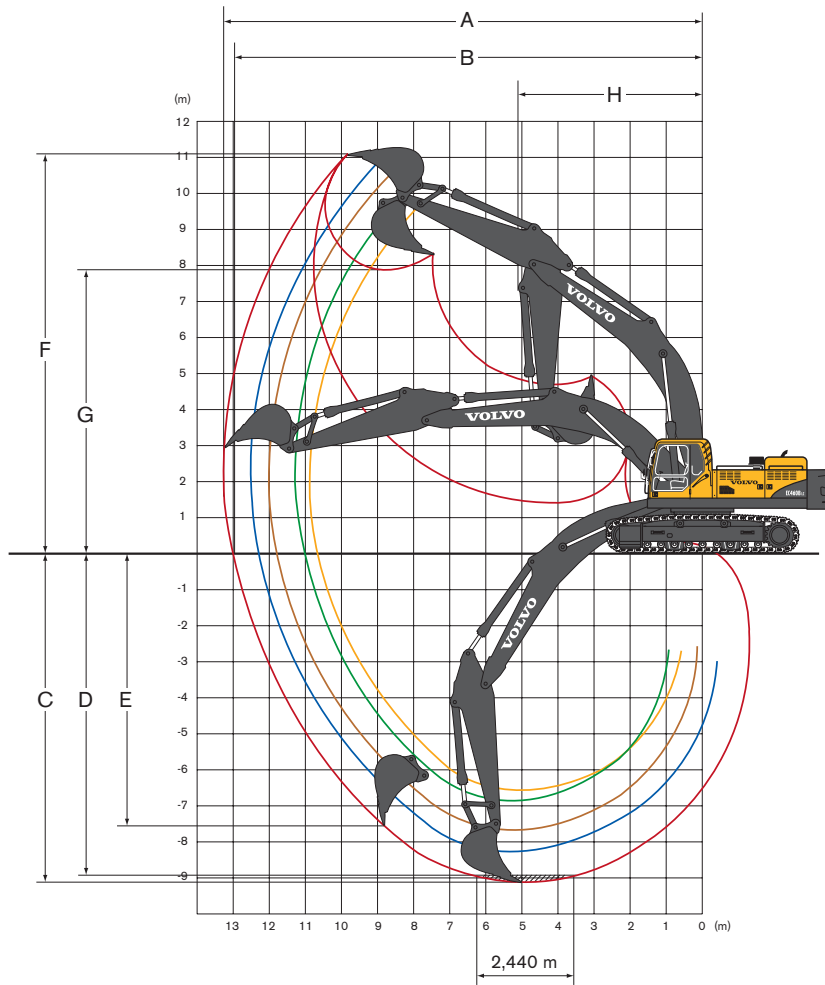
• Machine with direct fit GP bucket: fixed undercarriage

Description	Unit	6.5 m ME boom	7.0 m Boom			
		2.55 m Arm	2.55 m Arm	3.35 m Arm	3.9 m Arm	4.8 m Arm
A. Max. digging reach	mm	10,900	11,310	12,000	12,500	13,220
B. Max. digging reach on ground	mm	10,660	11,070	11,780	12,290	13,020
C. Max. digging depth	mm	6,570	6,900	7,700	8,250	9,150
D. Max. digging depth (2.44 m level)	mm	6,400	6,720	7,550	8,120	9,030
E. Max. vertical wall digging depth	mm	5,800	6,150	6,840	7,300	7,730
F. Max. cutting height	mm	10,580	10,820	10,970	11,150	11,090
G. Max. dumping height	mm	6,980	7,440	7,650	7,840	7,870
H. Min. front swing radius	mm	4,770	5,170	5,090	4,990	5,040

• Digging forces with direct fit bucket

Description	Unit	6.5 m ME boom	7.0 m Boom				
		2.55 m Arm	2.55 m Arm	3.35 m Arm	3.9 m Arm	4.8 m Arm	
Bucket radius	mm	1,923	1,810	1,810	1,810	1,810	
Breakout force – bucket (Normal / Power boost)	SAE	kN	245.2 / 267.7	222.6 / 244.2	222.6 / 244.2	222.6 / 244.2	222.6 / 244.2
		kg	25,000 / 27,300	22,700 / 24,900	22,700 / 24,900	22,700 / 24,900	22,700 / 24,900
Breakout force – bucket (Normal / Power boost)	ISO	kN	276.5 / 302.0	253.0 / 276.5	253.0 / 276.5	253.0 / 276.5	253.0 / 276.5
		kg	28,200 / 30,800	25,800 / 28,200	25,800 / 28,200	25,800 / 28,200	25,800 / 28,200
Tearout force – arm (Normal / Power boost)	SAE	kN	217.7 / 237.3	224.6 / 245.2	190.2 / 208.9	170.6 / 186.3	154.9 / 169.6
		kg	22,200 / 24,200	22,900 / 25,000	19,400 / 21,300	17,400 / 19,000	15,800 / 17,300
Tearout force – arm (Normal / Power boost)	ISO	kN	224.6 / 246.1	231.4 / 253.0	195.1 / 213.8	173.6 / 190.2	157.9 / 172.6
		kg	22,900 / 25,100	23,600 / 25,800	19,900 / 21,800	17,700 / 19,400	16,100 / 17,600
Rotation angle, bucket	deg	169	183	183	183	183	

WORKING RANGES & DIGGING FORCES



• Machine with direct fit GP bucket: mechanically retractable undercarriage

Description	Unit	6.5 m ME boom		7.0 m Boom		
		2.55 m Arm	2.55 m Arm	3.35 m Arm	3.9 m Arm	4.8 m Arm
A. Max. digging reach	mm	10,900	11,310	12,000	12,500	13,220
B. Max. digging reach on ground	mm	10,630	11,050	11,750	12,260	12,990
C. Max. digging depth	mm	6,440	6,770	7,570	8,120	9,020
D. Max. digging depth (2.44 m level)	mm	6,270	6,590	7,420	7,980	8,900
E. Max. vertical wall digging depth	mm	5,670	6,020	6,710	7,170	7,600
F. Max. cutting height	mm	10,710	10,950	11,110	11,280	11,220
G. Max. dumping height	mm	7,110	7,570	7,780	7,970	8,000
H. Min. front swing radius	mm	4,770	5,170	5,090	4,990	5,040















• Digging forces with direct fit bucket

Description		Unit	6.5 m ME boom		7.0 m Boom		
			2.55 m Arm	2.55 m Arm	3.35 m Arm	3.9 m Arm	4.8 m Arm
Bucket radius		mm	1,923	1,810	1,810	1,810	1,810
Breakout force – bucket (Normal / Power boost)	SAE	kN	245.2 / 267.7	222.6 / 244.2	222.6 / 244.2	222.6 / 244.2	222.6 / 244.2
		kg	25,000 / 27,300	22,700 / 24,900	22,700 / 24,900	22,700 / 24,900	22,700 / 24,900
Breakout force – bucket (Normal / Power boost)	ISO	kN	276.5 / 302.0	253.0 / 276.5	253.0 / 276.5	253.0 / 276.5	253.0 / 276.5
		kg	28,200 / 30,800	25,800 / 28,200	25,800 / 28,200	25,800 / 28,200	25,800 / 28,200
Tearout force – arm (Normal / Power boost)	SAE	kN	217.7 / 237.3	224.6 / 245.2	190.2 / 208.9	170.6 / 186.3	154.9 / 169.6
		kg	22,200 / 24,200	22,900 / 25,000	19,400 / 21,300	17,400 / 19,000	15,800 / 17,300
Tearout force – arm (Normal / Power boost)	ISO	kN	224.6 / 246.1	231.4 / 253.0	195.1 / 213.8	173.6 / 190.2	157.9 / 172.6
		kg	22,900 / 25,100	23,600 / 25,800	19,900 / 21,800	17,700 / 19,400	16,100 / 17,600
Rotation angle, bucket		deg	169	183	183	183	183

LIFTING CAPACITY (At the arm and without bucket)

Note: For lifting capacity including bucket, simply subtract actual weight of the direct fit bucket or the bucket with quick fit from the following values.

EC460B LC with fixed undercarriage















 Across undercarriage  Along undercarriage	Lifting hook related to ground level	3.0 m		4.5 m		6.0 m		7.5 m		9.0 m		Max. reach			
														Max. mm	
with 600 mm shoe 8,700 kg CWT ME boom 6.5 m + arm 2.55 m	6.0 m	kg				*12,860	*12,860	*11,840	9,880			*11,050	8,620	8,140	
	4.5 m	kg			*19,240	*19,240	*14,670	13,450	*12,580	9,630		*11,060	7,650	8,680	
	3.0 m	kg			*22,060	19,330	*16,720	12,820	*13,590	9,310		11,340	7,170	8,940	
	1.5 m	kg			*15,740	*15,740	*18,290	12,340	*14,460	9,040		11,210	7,060	8,940	
	0.0 m	kg			*23,190	18,500	*18,930	12,090	14,390	8,880		11,640	7,300	8,680	
	-1.5 m	kg	*16,930	*16,930	*24,370	18,570	*18,520	12,050	14,380	8,860		12,810	7,990	8,130	
	-3.0 m	kg	*28,150	*28,150	*21,790	18,830	*16,760	12,210				*13,030	9,510	7,230	
	-4.5 m	kg			*16,830	*16,830						*12,390	*12,390	5,810	
with 600 mm shoe 8,700 kg CWT boom 7.0 m + arm 2.55 m	6.0 m	kg				*12,630	*12,630	*11,310	9,910			*10,980	7,760	8,710	
	4.5 m	kg				*14,650	13,260	*12,250	9,580	*11,110	7,260	10,940	6,980	9,220	
	3.0 m	kg				*16,750	12,580	*13,350	9,230	11,210	7,100	10,380	6,590	9,460	
	1.5 m	kg				*18,240	12,110	*14,270	8,940	11,050	6,960	10,280	6,490	9,460	
	0.0 m	kg				*18,790	11,900	14,260	8,770	10,970	6,880	10,610	6,670	9,210	
	-1.5 m	kg			*23,890	18,340	*18,450	11,880	14,230	8,740		11,530	7,220	8,700	
	-3.0 m	kg	*25,020	*25,020	*21,800	18,590	*17,100	12,030	*13,300	8,880		*12,280	8,380	7,870	
	-4.5 m	kg			*18,060	*18,060	*13,930	12,410				*12,020	10,970	6,590	
with 600 mm shoe 8,700 kg CWT boom 7.0 m + arm 3.35 m	6.0 m	kg						*10,290	10,140	*9,860	7,570	*8,660	6,940	9,460	
	4.5 m	kg			*17,390	*17,390	*13,320	*13,320	*11,360	9,790	*10,320	7,410	*8,730	6,310	9,930
	3.0 m	kg			*22,140	19,420	*15,620	12,900	*12,620	9,390	*10,980	7,200	*9,030	5,990	10,150
	1.5 m	kg			*14,340	*14,340	*17,490	12,310	*13,750	9,050	11,120	7,010	9,300	5,890	10,150
	0.0 m	kg			*17,590	*17,590	*18,550	11,970	14,320	8,810	10,960	6,870	9,540	6,020	9,920
	-1.5 m	kg	*12,690	*12,690	*25,020	18,190	*18,720	11,850	14,200	8,710	10,920	6,830	10,210	6,410	9,450
	-3.0 m	kg	*21,670	*21,670	*23,500	18,360	*17,960	11,910	*14,150	8,740		11,560	7,240	8,690	
	-4.5 m	kg	*27,480	*27,480	*20,640	18,720	*15,930	12,140	*11,970	9,000		*11,780	8,910	7,560	
with 600 mm shoe 8,700 kg CWT boom 7.0 m + arm 3.9 m	6.0 m	kg						*9,450	*9,450	*9,090	7,600	*6,990	6,320	9,990	
	4.5 m	kg				*12,190	*12,190	*10,560	9,820	*9,650	7,400	*7,050	5,780	10,440	
	3.0 m	kg			*20,150	19,720	*14,550	12,950	*11,880	9,380	*10,390	7,150	*7,280	5,480	10,650
	1.5 m	kg			*19,550	18,460	*16,630	12,260	*13,130	8,970	11,030	6,920	*7,710	5,380	10,650
	0.0 m	kg			*19,410	17,920	*17,980	11,810	*14,060	8,680	10,840	6,740	*8,390	5,480	10,430
	-1.5 m	kg	*12,720	*12,720	*24,360	17,790	*18,480	11,610	14,010	8,520	10,730	6,650	9,290	5,790	9,980
	-3.0 m	kg	*19,640	*19,640	*24,030	17,900	*18,090	11,600	13,990	8,500	10,770	6,680	10,350	6,440	9,270
	-4.5 m	kg	*28,640	*28,640	*21,730	18,210	*16,620	11,780	*12,910	8,660			*11,180	7,710	8,220
-6.0 m	kg			*17,480	*17,480	*13,150	12,220					*11,160	10,590	6,670	
with 600 mm shoe 8,700 kg CWT boom 7.0 m + arm 4.8 m	6.0 m	kg								*7,930	7,700	*6,480	5,590	10,760	
	4.5 m	kg						*9,250	*9,250	*8,600	7,450	*6,570	5,130	11,180	
	3.0 m	kg			*16,980	*16,980	*12,770	*12,770	*10,660	9,460	*9,440	7,150	*6,800	4,870	11,380
	1.5 m	kg			*21,240	18,810	*15,130	12,370	*12,070	8,980	*10,310	6,860	*7,200	4,760	11,380
	0.0 m	kg			*23,570	17,840	*16,920	11,750	*13,240	8,580	10,730	6,620	7,780	4,810	11,170
	-1.5 m	kg	*12,870	*12,870	*24,770	17,440	*17,920	11,390	13,830	8,330	10,550	6,460	8,170	5,030	10,750
	-3.0 m	kg	*18,000	*18,000	*24,500	17,380	*18,090	11,270	13,710	8,230	10,490	6,400	8,940	5,500	10,090
	-4.5 m	kg	*24,690	*24,690	*23,070	17,570	*17,330	11,340	*13,590	8,280	10,600	6,500	10,370	6,370	9,140
-6.0 m	kg	*28,230	*28,230	*20,130	18,000	*15,250	11,630	*11,580	8,540			*10,880	8,140	7,780	

- Notes:
- Machine in "Fine Mode-F" (Power Boost), for lifting capacities.
 - The above loads are in compliance with SAE J1097 and ISO 10567 Hydraulic Excavator Lifting Capacity Standards.
 - Rated loads do not exceed 87% of hydraulic lifting capacity or 75% of tipping load.
 - Rated loads marked with an asterisk (*) are limited by hydraulic capacity rather than tipping load.

LIFTING CAPACITY (At the arm and without bucket)

Note: For lifting capacity including bucket, simply subtract actual weight of the direct fit bucket or the bucket with quick fit from the following values.

EC460B LC with fixed undercarriage















 Across undercarriage  Along undercarriage	Lifting hook related to ground level	3.0 m		4.5 m		6.0 m		7.5 m		9.0 m		Max. reach			
														Max. mm	
with 600 mm shoe 9,300 kg CWT ME boom 6.5 m + arm 2.55 m	6.0 m	kg				*12,860	*12,860	*11,840	10,250			*11,050	8,940	8,140	
	4.5 m	kg		*19,240	*19,240	*14,670	13,930	*12,580	9,990			*11,060	7,950	8,680	
	3.0 m	kg		*22,060	20,050	*16,720	13,300	*13,590	9,670			*11,440	7,470	8,940	
	1.5 m	kg		*15,740	*15,740	*18,290	12,820	*14,460	9,400			11,580	7,350	8,940	
	0.0 m	kg		*23,190	19,220	*18,930	12,570	14,860	9,240			12,020	7,600	8,680	
	-1.5 m	kg	*16,930	*16,930	*24,370	19,290	*18,520	12,530	*14,460	9,220			*12,910	8,310	8,130
	-3.0 m	kg	*28,150	*28,150	*21,790	19,550	*16,760	12,690					*13,030	9,880	7,230
	-4.5 m	kg			*16,830	*16,830							*12,390	*12,390	5,810
with 600 mm shoe 9,300 kg CWT boom 7.0 m + arm 2.55 m	6.0 m	kg				*12,630	*12,630	*11,310	10,270			*10,980	8,060	8,710	
	4.5 m	kg				*14,650	13,740	*12,250	9,940	*11,110	7,550	*11,060	7,260	9,220	
	3.0 m	kg				*16,750	13,060	*13,350	9,590	*11,570	7,390	10,720	6,860	9,460	
	1.5 m	kg				*18,240	12,590	*14,270	9,300	11,420	7,250	10,620	6,760	9,460	
	0.0 m	kg				*18,790	12,380	14,730	9,130	11,330	7,170	10,970	6,950	9,210	
	-1.5 m	kg			*23,890	19,060	*18,450	12,360	*14,580	9,100			11,920	7,520	8,700
	-3.0 m	kg	*25,020	*25,020	*21,800	19,310	*17,100	12,510	*13,300	9,250			*12,280	8,720	7,870
	-4.5 m	kg			*18,060	*18,060	*13,930	12,890					*12,020	11,390	6,590
with 600 mm shoe 9,300 kg CWT boom 7.0 m + arm 3.35 m	6.0 m	kg						*10,290	*10,290	*9,860	7,860	*8,660	7,210	9,460	
	4.5 m	kg			*17,390	*17,390	*13,320	*13,320	*11,360	10,150	*10,320	7,700	*8,730	6,570	9,930
	3.0 m	kg			*22,140	*20,140	*15,620	13,380	*12,620	9,750	*10,980	7,490	*9,030	6,240	10,150
	1.5 m	kg			*14,340	*14,340	*17,490	12,790	*13,750	9,410	11,480	7,300	*9,580	6,140	10,150
	0.0 m	kg			*17,590	*17,590	*18,550	12,450	*14,520	9,170	11,330	7,160	9,860	6,270	9,920
	-1.5 m	kg	*12,690	*12,690	*25,020	18,910	*18,720	12,330	14,670	9,070	11,280	7,120	10,550	6,690	9,450
	-3.0 m	kg	*21,670	*21,670	*23,500	19,080	*17,960	12,390	*14,150	9,100			*11,590	7,540	8,690
	-4.5 m	kg	*27,480	*27,480	*20,640	19,440	*15,930	12,620	*11,970	9,360			*11,780	9,260	7,560
with 600 mm shoe 9,300 kg CWT boom 7.0 m + arm 3.9 m	6.0 m	kg						*9,450	*9,450	*9,090	7,890	*6,990	6,580	9,990	
	4.5 m	kg				*12,190	*12,190	*10,560	10,180	*9,650	7,690	*7,050	6,020	10,440	
	3.0 m	kg			*20,150	*20,150	*14,550	13,430	*11,880	9,740	*10,390	7,440	*7,280	5,720	10,650
	1.5 m	kg			*19,550	19,180	*16,630	12,740	*13,130	9,330	*11,130	7,210	*7,710	5,620	10,650
	0.0 m	kg			*19,410	18,640	*17,980	12,290	*14,060	9,040	11,200	7,030	*8,390	5,720	10,430
	-1.5 m	kg	*12,720	*12,720	*24,360	18,510	*18,480	12,090	14,470	8,880	11,100	6,940	*9,490	6,050	9,980
	-3.0 m	kg	*19,640	*19,640	*24,030	18,620	*18,090	12,090	*14,240	8,860	11,140	6,970	10,700	6,720	9,270
	-4.5 m	kg	*28,640	*28,640	*21,730	18,930	*16,620	12,260	*12,910	9,020			*11,180	8,030	8,220
-6.0 m	kg			*17,480	*17,480	*13,150	12,700					*11,160	11,010	6,670	
with 600 mm shoe 9,300 kg CWT boom 7.0 m + arm 4.8 m	6.0 m	kg								*7,930	*7,930	*6,480	5,820	10,760	
	4.5 m	kg						*9,250	*9,250	*8,600	7,740	*6,570	5,350	11,180	
	3.0 m	kg			*16,980	*16,980	*12,770	*12,770	*10,660	9,820	*9,440	7,440	*6,800	5,080	11,380
	1.5 m	kg			*21,240	19,530	*15,130	12,850	*12,070	9,340	*10,310	7,150	*7,200	4,980	11,380
	0.0 m	kg			*23,570	18,560	*16,920	12,230	*13,240	8,940	*11,050	6,910	*7,830	5,030	11,170
	-1.5 m	kg	*12,870	*12,870	*24,770	18,150	*17,920	11,880	*13,990	8,690	10,910	6,750	8,460	5,270	10,750
	-3.0 m	kg	*18,000	*18,000	*24,500	18,100	*18,090	11,750	14,180	8,590	10,850	6,690	9,250	5,750	10,090
	-4.5 m	kg	*24,690	*24,690	*23,070	18,290	*17,330	11,820	*13,590	8,640	*10,710	6,790	*10,430	6,660	9,140
-6.0 m	kg	*28,230	*28,230	*20,130	18,720	*15,250	12,110	*11,580	8,900			*10,880	8,490	7,780	

- Notes:
1. Machine in "Fine Mode-F" (Power Boost), for lifting capacities.
 2. The above loads are in compliance with SAE J1097 and ISO 10567 Hydraulic Excavator Lifting Capacity Standards.
 3. Rated loads do not exceed 87% of hydraulic lifting capacity or 75% of tipping load.
 4. Rated loads marked with an asterisk (*) are limited by hydraulic capacity rather than tipping load.

LIFTING CAPACITY (At the arm and without bucket)

Note: For lifting capacity including bucket, simply subtract actual weight of the direct fit bucket or the bucket with quick fit from the following values.

EC460B LC with mechanically retractable undercarriage















 Across undercarriage  Along undercarriage	Lifting hook related to ground level	3.0 m		4.5 m		6.0 m		7.5 m		9.0 m		Max. reach			
														Max. mm	
with 600 mm shoe 8,700 kg CWT ME boom 6.5 m + arm 2.55 m	6.0 m	kg				*13,000	*13,000	*11,890	10,000			*11,040	8,610	8,200	
	4.5 m	kg			*19,690	*19,690	*14,860	13,560	*12,670	9,730			*11,070	7,690	8,720
	3.0 m	kg					*16,900	12,930	*13,680	9,410			11,470	7,250	8,950
	1.5 m	kg			*16,090	*16,090	*18,390	12,480	*14,520	9,150			11,400	7,170	8,920
	0.0 m	kg			*24,220	18,760	*18,930	12,250	14,600	9,000			11,890	7,450	8,640
	-1.5 m	kg	*18,290	*18,290	*24,190	18,840	*18,420	12,230	*14,360	9,000			*12,940	8,200	8,060
	-3.0 m	kg	*27,690	*27,690	*21,460	19,120	*16,490	12,410					*13,020	9,860	7,120
	-4.5 m	kg													
with 600 mm shoe 8,700 kg CWT boom 7.0 m + arm 2.55 m	6.0 m	kg				*12,800	*12,800	*11,380	10,020			*10,980	7,780	8,770	
	4.5 m	kg				*14,850	13,380	*12,350	9,690	*11,150	7,360	11,050	7,030	9,250	
	3.0 m	kg					*16,930	12,710	*13,450	9,340	11,380	7,200	10,520	6,670	9,470
	1.5 m	kg					*18,330	12,260	*14,340	9,060	11,220	7,060	10,460	6,600	9,450
	0.0 m	kg			*13,680	*13,680	*18,790	12,070	14,490	8,900	11,150	6,990	10,850	6,820	9,180
	-1.5 m	kg			*23,740	18,640	*18,370	12,070	14,470	8,880			11,850	7,420	8,640
	-3.0 m	kg	*26,440	*26,440	*21,540	18,900	*16,910	12,240	*13,070	9,050			*12,290	8,670	7,770
	-4.5 m	kg			*17,570	*17,570	*13,430	12,660					*11,940	11,530	6,440
with 600 mm shoe 8,700 kg CWT boom 7.0 m + arm 3.35 m	6.0 m	kg						*10,380	10,240	*9,890	7,660	*8,660	6,960	9,510	
	4.5 m	kg			*17,850	*17,850	*13,540	*13,540	*11,480	9,880	*10,380	7,500	*8,750	6,360	9,960
	3.0 m	kg			*20,610	19,550	*15,820	13,000	*12,730	9,490	*11,040	7,290	*9,060	6,060	10,160
	1.5 m	kg			*14,380	*14,380	*17,630	12,440	*13,840	9,150	11,270	7,100	9,450	5,980	10,140
	0.0 m	kg			*18,140	*18,140	*18,600	12,120	14,520	8,930	11,130	6,970	9,730	6,130	9,890
	-1.5 m	kg	*13,490	*13,490	*24,950	18,460	*18,690	12,020	14,410	8,830	11,090	6,930	10,460	6,570	9,390
	-3.0 m	kg	*22,600	*22,600	*23,300	18,640	*17,840	12,090	*14,040	8,880			*11,610	7,450	8,600
	-4.5 m	kg	*26,930	*26,930	*20,270	19,020	*15,640	12,350					*11,780	9,270	7,430
with 600 mm shoe 8,700 kg CWT boom 7.0 m + arm 3.9 m	6.0 m	kg						*9,540	*9,540	*9,130	7,690	*6,990	6,350	10,050	
	4.5 m	kg					*12,410	*12,410	*10,680	9,910	*9,720	7,490	*7,060	5,830	10,470
	3.0 m	kg			*20,550	19,840	*14,770	13,060	*12,000	9,470	*10,460	7,240	*7,310	5,560	10,660
	1.5 m	kg			*19,150	18,660	*16,790	12,390	*13,230	9,080	11,190	7,010	*7,760	5,480	10,640
	0.0 m	kg			*19,710	18,170	*18,060	11,970	*14,120	8,800	11,000	6,840	*8,480	5,590	10,400
	-1.5 m	kg	*13,320	*13,320	*25,000	18,070	*18,480	11,790	14,230	8,650	10,910	6,760	9,520	5,940	9,930
	-3.0 m	kg	*20,360	*20,360	*23,870	18,190	*18,010	11,800	*14,180	8,650	10,970	6,810	10,670	6,640	9,190
	-4.5 m	kg	*29,500	*29,500	*21,440	18,520	*16,410	11,990	*12,690	8,830			*11,200	8,010	8,100
-6.0 m	kg			*16,920	*16,920	*12,620	12,470					*11,120	*11,120	6,490	
with 600 mm shoe 8,700 kg CWT boom 7.0 m + arm 4.8 m	6.0 m	kg								*7,980	7,790	*6,480	5,620	10,810	
	4.5 m	kg						*9,370	*9,370	*8,670	7,530	*6,580	5,180	11,200	
	3.0 m	kg			*17,420	*17,420	*13,000	*13,000	*10,790	9,550	*9,520	7,240	*6,830	4,930	11,390
	1.5 m	kg			*21,560	18,960	*15,330	12,490	*12,190	9,070	*10,380	6,950	*7,250	4,840	11,370
	0.0 m	kg			*23,460	18,060	*17,040	11,890	*13,330	8,690	10,890	6,710	*7,910	4,910	11,140
	-1.5 m	kg	*13,300	*13,300	*24,790	17,690	*17,970	11,560	*14,030	8,450	10,720	6,560	8,370	5,150	10,700
	-3.0 m	kg	*18,540	*18,540	*24,420	17,660	*18,060	11,450	13,940	8,360	10,670	6,510	9,190	5,660	10,020
	-4.5 m	kg	*25,430	*25,430	*22,870	17,870	*17,210	11,540	*13,480	8,430	*10,550	6,630	*10,480	6,600	9,030
-6.0 m	kg	*27,620	*27,620	*19,750	18,340	*14,960	11,850	*11,250	8,730			*10,910	8,530	7,630	

- Notes:
- Machine in "Fine Mode-F" (Power Boost), for lifting capacities.
 - The above loads are in compliance with SAE J1097 and ISO 10567 Hydraulic Excavator Lifting Capacity Standards.
 - Rated loads do not exceed 87% of hydraulic lifting capacity or 75% of tipping load.
 - Rated loads marked with an asterisk (*) are limited by hydraulic capacity rather than tipping load.

LIFTING CAPACITY (At the arm and without bucket)

Note: For lifting capacity including bucket, simply subtract actual weight of the direct fit bucket or the bucket with quick fit from the following values.

EC460B LC with mechanically retractable undercarriage

 Across undercarriage  Along undercarriage	Lifting hook related to ground level	3.0 m		4.5 m		6.0 m		7.5 m		9.0 m		Max. reach			
														Max. mm	
with 600 mm shoe 9,300 kg CWT ME boom 6.5 m + arm 2.55 m	6.0 m	kg				*13,000	*13,000	*11,890	10,360			*11,040	8,940	8,200	
	4.5 m	kg			*19,690	*19,690	*14,860	14,050	*12,670	10,090		*11,070	7,990	8,720	
	3.0 m	kg					*16,900	13,410	*13,680	9,770		*11,490	7,540	8,950	
	1.5 m	kg			*16,090	*16,090	*18,390	12,960	*14,520	9,510		11,770	7,460	8,920	
	0.0 m	kg			*24,220	19,480	*18,930	12,730	*14,880	9,360		12,280	7,750	8,640	
	-1.5 m	kg	*18,290	*18,290	*24,190	19,560	*18,420	12,710	*14,360	9,360		*12,940	8,530	8,060	
	-3.0 m	kg	*27,690	*27,690	*21,460	19,840	*16,490	12,890				*13,020	10,240	7,120	
	-4.5 m	kg													
with 600 mm shoe 9,300 kg CWT boom 7.0 m + arm 2.55 m	6.0 m	kg				*12,800	*12,800	*11,380	10,380			*10,980	8,080	8,770	
	4.5 m	kg				*14,850	13,860	*12,350	10,050	*11,150	7,650	*11,070	7,310	9,250	
	3.0 m	kg					*16,930	13,190	*13,450	9,700	*11,620	7,490	10,870	6,940	9,470
	1.5 m	kg					*18,330	12,740	*14,340	9,420	11,590	7,350	10,800	6,870	9,450
	0.0 m	kg			*13,680	*13,680	*18,790	12,550	*14,770	9,260	11,510	7,280	11,210	7,100	9,180
	-1.5 m	kg			*23,740	19,350	*18,370	12,550	*14,520	9,240			*12,120	7,720	8,640
	-3.0 m	kg	*26,440	*26,440	*21,540	19,620	*16,910	12,720	*13,070	9,410			*12,290	9,020	7,770
	-4.5 m	kg			*17,570	*17,570	*13,430	13,140					*11,940	*11,940	6,440
with 600 mm shoe 9,300 kg CWT boom 7.0 m + arm 3.35 m	6.0 m	kg						*10,380	*10,380	*9,890	7,950	*8,660	7,230	9,510	
	4.5 m	kg			*17,850	*17,850	*13,540	*13,540	*11,480	10,240	*10,380	7,780	*8,750	6,620	9,960
	3.0 m	kg			*20,610	20,270	*15,820	13,480	*12,730	9,850	*11,040	7,580	*9,060	6,310	10,160
	1.5 m	kg			*14,380	*14,380	*17,630	12,920	*13,840	9,510	11,630	7,390	*9,650	6,230	10,140
	0.0 m	kg			*18,140	*18,140	*18,600	12,600	*14,560	9,290	11,490	7,260	10,060	6,390	9,890
	-1.5 m	kg	*13,490	*13,490	*24,950	19,180	*18,690	12,500	*14,710	9,190	11,450	7,220	10,800	6,840	9,390
	-3.0 m	kg	*22,600	*22,600	*23,300	19,360	*17,840	12,570	*14,040	9,250			*11,610	7,760	8,600
	-4.5 m	kg	*26,930	*26,930	*20,270	19,740	*15,640	12,830					*11,780	9,640	7,430
with 600 mm shoe 9,300 kg CWT boom 7.0 m + arm 3.9 m	6.0 m	kg						*9,540	*9,540	*9,130	7,980	*6,990	6,610	10,050	
	4.5 m	kg				*12,410	*12,410	*10,680	10,280	*9,720	7,770	*7,060	6,070	10,470	
	3.0 m	kg			*20,550	*20,550	*14,770	13,550	*12,000	9,830	*10,460	7,530	*7,310	5,790	10,660
	1.5 m	kg			*19,150	*19,150	*16,790	12,870	*13,230	9,440	*11,190	7,300	*7,760	5,710	10,640
	0.0 m	kg			*19,710	18,890	*18,060	12,450	*14,120	9,160	11,370	7,130	*8,480	5,830	10,400
	-1.5 m	kg	*13,320	*13,320	*25,000	18,790	*18,480	12,270	*14,500	9,010	11,280	7,040	*9,610	6,190	9,930
	-3.0 m	kg	*20,360	*20,360	*23,870	18,910	*18,010	12,280	*14,180	9,010	*11,280	7,100	*10,890	6,920	9,190
	-4.5 m	kg	*29,500	*29,500	*21,440	19,240	*16,410	12,480	*12,690	9,190			*11,200	8,340	8,100
-6.0 m	kg			*16,920	*16,920	*12,620	*12,620					*11,120	*11,120	6,490	
with 600 mm shoe 9,300 kg CWT boom 7.0 m + arm 4.8 m	6.0 m	kg								*7,980	*7,980	*6,480	5,860	10,810	
	4.5 m	kg						*9,370	*9,370	*8,670	7,820	*6,580	5,400	11,200	
	3.0 m	kg			*17,420	*17,420	*13,000	*13,000	*10,790	9,910	*9,520	7,530	*6,830	5,150	11,390
	1.5 m	kg			*21,560	19,680	*15,330	12,970	*12,190	9,430	*10,380	7,240	*7,250	5,060	11,370
	0.0 m	kg			*23,460	18,780	*17,040	12,370	*13,330	9,050	*11,110	7,000	*7,910	5,130	11,140
	-1.5 m	kg	*13,300	*13,300	*24,790	18,410	*17,970	12,040	*14,030	8,810	11,090	6,850	8,660	5,390	10,700
	-3.0 m	kg	*18,540	*18,540	*24,420	18,380	*18,060	11,930	*14,160	8,720	11,040	6,800	9,510	5,910	10,020
	-4.5 m	kg	*25,430	*25,430	*22,870	18,590	*17,210	12,020	*13,480	8,790	*10,550	6,920	*10,480	6,880	9,030
-6.0 m	kg	*27,620	*27,620	*19,750	19,050	*14,960	12,330	*11,250	9,090			*10,910	8,890	7,630	

- Notes:
- Machine in "Fine Mode-F" (Power Boost), for lifting capacities.
 - The above loads are in compliance with SAE J1097 and ISO 10567 Hydraulic Excavator Lifting Capacity Standards.
 - Rated loads do not exceed 87% of hydraulic lifting capacity or 75% of tipping load.
 - Rated loads marked with an asterisk (*) are limited by hydraulic capacity rather than tipping load.

STANDARD EQUIPMENT

Engine

Turbocharged, 4 stroke diesel engine with water cooling, direct injection and charged air cooler
3-stage air filter with indicator, and pre-cleaner
Air intake heater
Electric engine shut-off
Fuel filter and water separator
Coolant filter
Alternator, 80 A

Electric / Electronic control system

Contronics:
- Advanced mode control system
- Self-diagnostic system
Machine status indication
Engine speed sensing power control
"Power Max" mode system
Automatic idling system
One-touch power boost
Safety stop/start function

Adjustable monitor
Master switch
Engine restart prevention circuit
High capacity halogen lights:
- Frame mounted 2
- Boom mounted 4
Batteries, 2 x 12 V / 200 Ah
Start motor, 24 V / 6.6 kW

Hydraulic system

Automatic hydraulic system:
- Summation system
- Boom priority
- Arm priority
- Swing priority
Boom and arm regeneration valves
Swing anti-rebound valves
Boom and arm holding valves
Multi-stage filtering system
Cylinder cushions
Cylinder contamination seals
Auxiliary hydraulic valve
Straight travel circuit

Automatic two-speed travel motors
Hydraulic oil, ISO VG 46

Superstructure

Access way with handrail
Tool storage area
Punched metal anti-slip plates
Undercover (2.3 mm)

Cab and interior

Hydraulic dampening cab mounts
Adjustable operator seat and joystick control console
Flexible antenna
Hydraulic safety lock lever
Cab, all-weather sound suppressed, includes:
- Ashtray
- Cup holder
- Lighter
- Tinted glass
- Door locks
- Floor mat

- Horn
- Large storage area
- Pull-up type front window
- Removable lower windshield
- Seat belt
- Safety glass
- Windshield wiper with intermittent feature
- Stereo cassette radio
Anti-vandalism kit assembly preparation
Master ignition key

Undercarriage

Hydraulic track adjusters
Greased and sealed track chain
Track guards
Undercover (4.5 mm)

Service

Spare parts

ALTERNATIVE EQUIPMENT

Engine

Block heater, 120 V / 240 V
Fuel filler pump: 35 l/min,
50 l/min with automatic shut-off

Hydraulic system

Pilot-operated wrist control joysticks:
- Semi-long joysticks
- Control joystick, with 3 switches each
- Control joystick, with 5 switches each

Superstructure

Counterweight, 8,700 kg / 9,300 kg

Cab and interior

Seat:
- Fabric seat
- Fabric seat, with heater
- Fabric seat, with heater and air suspension

Track shoes

- 600 / 700 / 800 / 900 mm track shoes with triple grousers
- 600 mm track shoe with double grouser

Digging equipment:

Boom: 6.5 m monoblock, ME
7.0 m monoblock
Arm: 2.55 / 3.35 / 3.9 / 4.8 m

OPTIONAL EQUIPMENT (Standard in certain markets)

Engine

Oil bath pre-cleaner
Diesel coolant heater

Electric

Extra lamps:
- Cab-mounted 3, (front 2, rear 1)
- Counterweight-mounted 1
Overload warning device
Rotating warning beacon
Travel alarm

Hydraulic system

Hose rupture valve: boom, arm
Hydraulic piping
- Hammer & shears:
1 pump flow
2 pump flow
Pump flow control for hammer & shears

Additional return filter
Extra piping for slope & rotator
1 switch control
2 switch control
Pedal control
- Slope & rotator
- Grapple
- Oil leak (drain) line
- Quick fit piping
Volvo hydraulic quick-fit, S3 size
Hydraulic oil, ISO VG 32
Hydraulic oil, ISO VG 68
Hydraulic oil, biodegradable 32
Hydraulic oil, biodegradable 46
Joystick control pattern changer
Boom floating function
Straight travel pedal

Superstructure

Undercover (heavy duty 4.5 mm)
Service walk
Cab entrance step
Hydraulic removable counterweight

Cab and interior

Air-conditioner, manual
Heater & air-conditioner, automatic
Falling object guard (FOG)
Cab mounted falling object protective structures (FOPS)
Rain shield, front
Sun shield, front, roof, rear
Sunlight protection, roof (steel)
Safety screen for front window
Lower wiper
Anti-vandalism kit
Specific key

Digging equipment

Long last bushing

Undercarriage

Full track guards
Undercover (heavy duty 10 mm)
Mechanically retractable track gauge

Service

Hand lamp
Tool kit:
- Full scale
- Daily maintenance

All products are not available in all markets. Under our policy of continuous improvement, we reserve the right to change specifications and designs without prior notice. The illustrations do not necessarily show the standard version of the machine.

VOLVO

Construction Equipment
www.volvo.com

Ref. No. A8 A 435 1646
Printed in Sweden 2007.08-1,0
Volvo, Eskilstuna

English (For Asia Region)
EXB