


VOLVO EXCAVATOR EC210B LC

MONOBLOCK/2-PIECE BOOM



- **Engine power, gross:**
119 kW (159 hp)
- **Operating weight:**
20.8 ~ 22.3 t
- Turbocharged VOLVO diesel engine with water cooling, direct injection and charged air cooler
- Contronics, Volvo's advanced mode selection system and electronically controlled system
- 2 variable displacement axial piston pumps. Independent and simultaneous movements of the digging equipment are controlled by "Integrated Work Mode System".
- Cab
 - Ergonomic environment for easier operator use
 - Low sound level
 - Filtered air
 - Hydraulic dampening mounts
- Strong digging equipment, produced by robotic welding
- High lifting, breakout and tearout forces for tough digging conditions
- Long undercarriage for excellent stability
- Auxiliary hydraulic valve is standard
- Prepared for a number of optional items

MORE CARE. BUILT IN.





ENGINE

The engine is a turbocharged, 4-stroke diesel engine with water cooling, direct injection and charged air cooler. This engine has been specifically designed for excavators giving you good fuel economy, low noise emission levels, and a long service life.

Automatic Idling System: Reduces engine speed to idle when the levers and pedals are not activated resulting in less fuel consumption and low cab noise levels.

Low-Emission Engine:

Make	VOLVO
Model	D6D
Power output at Net (ISO 9249/ SAE J1349)	32 r/s (1,900 rpm) 107 kW (145 ps / 143 hp)
Gross (SAE J1995)	119 kW (162 ps / 159 hp)
Max. torque	647 N·m at 1,425 rpm
No. of cylinders	6
Displacement	5.7 l
Bore	98 mm
Stroke	126 mm



ELECTRICAL SYSTEM

High capacity electrical system that is well-protected. Waterproof double-lock harness plugs are used to secure corrosion free connections. The main relays and solenoid valves are shielded to prevent damage.

Contronics, provides advanced monitoring of machine functions and important diagnostic information.

Voltage	24 V
Batteries	2 x 12 V
Battery capacity	150 Ah
Alternator	28 V / 80 A



UNDERCARRIAGE

The undercarriage has a robust X-shaped frame, greased and sealed track chains are standard.

No. of track pads	2 x 49
Link pitch	190 mm
Shoe width, triple grouser	600 / 700 / 800 / 900 mm
Shoe width, double grouser	700 mm
No. of bottom rollers	2 x 8
No. of top rollers	2 x 2



HYDRAULIC SYSTEM

The hydraulic system, also known as the "Integrated Work Mode System", is designed for high-productivity, high-digging capacity, high-maneuvering precision and good fuel economy. The summation system, boom, arm and swing priority along with boom and arm regeneration provide optimum performance.

The following important functions are included in the system:

Summation system: Combines the flow of both hydraulic pumps to ensure quick cycle times and high productivity.

Boom priority: Gives priority to the boom operation for faster raising when loading or performing deep excavations.

Arm priority: Gives priority to the arm operation for faster cycle times in leveling and for increased bucket filling when digging.

Swing priority: Gives priority to swing functions for faster simultaneous operations.

Regeneration system: Prevents cavitation and provides flow to other movements during simultaneous operations for maximum productivity.

Power boost: All digging and lifting forces are increased.

Holding valves: Boom and arm holding valves prevent the digging equipment from creeping.

Power Max: All function speeds are increased.

Main pump:

Type	2 x variable displacement axial piston pumps
Maximum flow	2 x 200 l/min

Pilot pump:

Type	Gear pump
Maximum flow	1 x 19 l/min

Hydraulic motors:

Travel	Variable displacement axial piston motors
Swing	Fixed displacement axial piston motor with mechanical brake

Relief valve setting:

Implement	32.4 / 34.3 Mpa (330 / 350 kg/cm ²)
Travel circuit	34.3 Mpa (350 kg/cm ²)
Swing circuit	26.5 Mpa (270 kg/cm ²)
Pilot circuit	3.9 Mpa (40 kg/cm ²)

Hydraulic cylinders:

Monoblock boom	2
Bore x Stroke	∅125 x 1,235 mm
1st boom of 2-piece boom	2
Bore x Stroke	∅125 x 1,235 mm
2nd boom of 2-piece boom	1
Bore x Stroke	∅160 x 1,070 mm
Arm	1
Bore x Stroke	∅135 x 1,540 mm
Bucket	1
Bore x Stroke	∅120 x 1,065 mm



SERVICE REFILL CAPACITIES

Fuel tank	350 l
Hydraulic system, total	295 l
Hydraulic tank	160 l
Engine oil	25 l
Engine coolant	27.5 l
Swing reduction unit	6 l
Travel reduction unit	2 x 5.8 l



DRIVE

Each track is powered by an automatic two-speed shift travel motor. The track brakes are multi-disc, spring-applied and hydraulic released. The travel motor, brake and planetary gears are well protected within the track frame.

Max. tractive effort ······ 183 kN (18,700 kg)
Max. travel speed ······ 3.2 / 5.5 km/h
Gradeability ······ 35° (70%)



SWING SYSTEM

The superstructure is swung by the means of an axial piston motor and a planetary reduction gear. Automatic swing holding brake and anti-rebound valve are standard.

Max. swing speed ······ 11.6 rpm



CAB

The operator's cab has easy access via a wide door opening. The cab is supported on hydraulic dampening mounts to reduce shock and vibration levels. These along with sound absorbing lining provide low noise levels. The cab has excellent all-round visibility. The front windshield can easily slide up into the ceiling and the lower front glass can be removed and stored in the side door.

Integrated air conditioning and heating system:

The pressurized and filtered cab air is supplied by an automatically controlled fan. The air is distributed throughout the cab from 13 vents.

Ergonomic operator's seat: The adjustable seat and joystick console move independently to accommodate the operator.

The seat has nine different adjustments plus a seat belt to for the operator's comfort and safety.

Sound Level:

Sound level in cab
according to ISO 6396 ······ LpA 72 dB(A)
External sound level
according to ISO 6395
and EU Directive 2000/14/EC ······ LwA 102 dB(A)



GROUND PRESSURE

- Long crawler machine with 5.7 m monoblock boom, 2.9 m arm, 920 l (740 kg) bucket and 3,700 kg counterweight.

Description	Shoe width	Operating weight	Ground pressure	Overall width
Triple grouser	600 mm	20,840 kg	43.2 kPa (0.44 kg/cm ²)	2,990 mm
	700 mm	21,290 kg	37.8 kPa (0.39 kg/cm ²)	3,090 mm
	800 mm	21,560 kg	33.5 kPa (0.34 kg/cm ²)	3,190 mm
	900 mm	21,840 kg	30.2 kPa (0.31 kg/cm ²)	3,290 mm
Double grouser	700 mm	21,590 kg	38.4 kPa (0.39 kg/cm ²)	3,090 mm

- Long crawler machine with 5.7 m monoblock boom, 2.9 m arm, 920 l (740 kg) bucket and 4,200 kg counterweight.

Description	Shoe width	Operating weight	Ground pressure	Overall width
Triple grouser	600 mm	21,340 kg	44.3 kPa (0.45 kg/cm ²)	2,990 mm
	700 mm	21,790 kg	38.7 kPa (0.39 kg/cm ²)	3,090 mm
	800 mm	22,060 kg	34.3 kPa (0.35 kg/cm ²)	3,190 mm
	900 mm	22,340 kg	30.9 kPa (0.31 kg/cm ²)	3,290 mm
Double grouser	700 mm	22,090 kg	39.3 kPa (0.40 kg/cm ²)	3,090 mm

BUCKET & ARM COMBINATION

• Volvo K-GP bucket (straight side)

Description			Standard bucket	Reinforced bucket	Wide bucket
Bucket capacity	SAE		920 l	920 l	1,220 l
	CECE		800 l	800 l	1,000 l
Bucket width	with side cutter		1,235 mm	1,235 mm	1,510 mm
	without side cutter		1,125 mm	1,125 mm	1,400 mm
Weight (with side cutter)			680 kg	740 kg	780 kg
No. of teeth			5	5	6
Application			Trenching	General purpose	Extreme service
3,700 kg counterweight	Monoblock boom 5.7 m + arm options	2.5 m	A	A	B
		2.9 m	A	A	C
		3.9 m	C	C	D
4,200 kg counterweight	Monoblock boom 5.7 m + arm options	2.5 m	A	A	A
		2.9 m	A	A	C
		3.9 m	B	B	D

• Volvo HARDOX 400[®] bucket (curved side)

Description			Direct fit - GP bucket			Quick fit -GP bucket	
Bucket capacity	SAE		950 l	1,100 l	1,250 l	950 l	1,100 l
	CECE		860 l	990 l	1,120 l	860 l	990 l
Bucket width			1,050 mm	1,180 mm	1,310 mm	1,050 mm	1,180 mm
Weight			765 kg	815 kg	880 kg	715 kg	762 kg
No. of teeth			4	4	5	4	4
Application			Tough condition	Tough condition	Tough condition	Tough condition	Tough condition
3,700 kg counterweight	Monoblock boom 5.7 m + arm options	2.5 m	A	B	C	B	C
		2.9 m	A	C	D	A	C
		3.9 m	C	D	D	D	D
4,200 kg counterweight	Monoblock boom 5.7 m + arm options	2.5 m	A	A	C	A	B
		2.9 m	A	C	C	A	C
		3.9 m	C	D	D	C	D

A: Applicable for general purpose up to 2,000 kg/m³

B: Applicable for general purpose up to 1,800 kg/m³

C: Applicable for general purpose up to 1,500 kg/m³

D: Applicable for general purpose up to 1,200 kg/m³

MAX. PERMITTED BUCKETS

*Note: 1. Bucket size based on ISO 7451, heaped material with a 1:1 angle of repose.
2. "Max permitted sizes" are for reference only and are not necessarily available from the factory.*

- Max. permitted sizes for direct fit buckets:
Long crawler machine with counterweight 3,700 kg

Description	Unit	5.7 m Boom			
		2.5 m Arm	2.9 m Arm	2.9 m HD arm	3.9 m Arm
GP bucket 1.5 t/m ³	l	1,450	1,350	1,325	1,150
GP bucket 1.8 t/m ³	l	1,250	1,175	1,150	1,000
RB bucket 1.8 t/m ³	l	1,150	1,100	1,075	925
RB bucket 2.0 t/m ³	l	1,075	1,000	975	875

- Max. permitted sizes for quick fit buckets:
Long crawler machine with counterweight 3,700 kg

Description	Unit	5.7 m Boom			
		2.5 m Arm	2.9 m Arm	2.9 m HD arm	3.9 m Arm
GP bucket 1.5 t/m ³	l	1,375	1,275	1,250	1,100
GP bucket 1.8 t/m ³	l	1,200	1,125	1,100	950
RB bucket 1.8 t/m ³	l	1,100	1,025	1,000	875
RB bucket 2.0 t/m ³	l	1,025	950	925	825

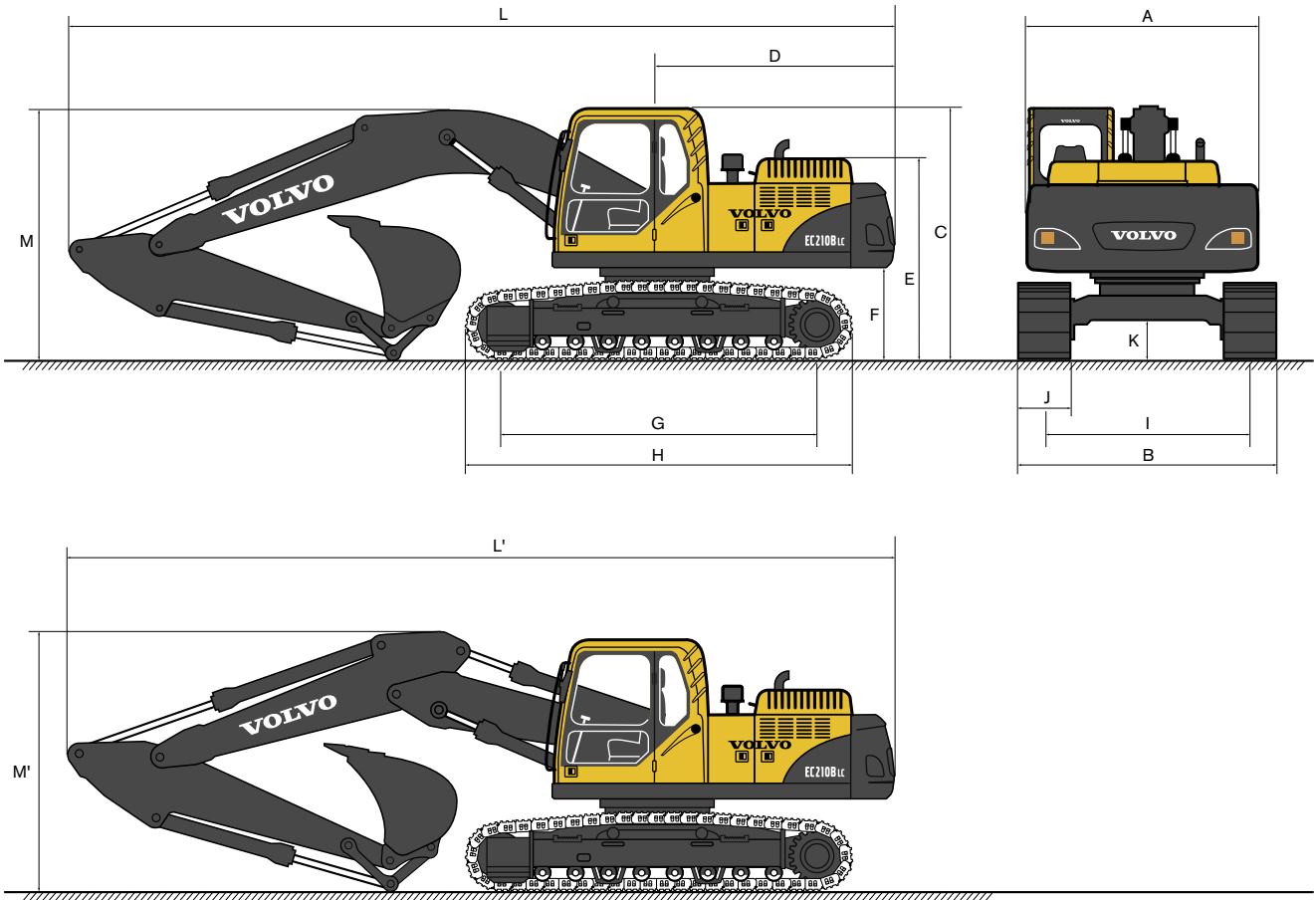
- Max. permitted sizes for direct fit buckets:
Long crawler machine with counterweight 4,200 kg

Description	Unit	5.7 m Boom			
		2.5 m Arm	2.9 m Arm	2.9 m HD arm	3.9 m Arm
GP bucket 1.5 t/m ³	l	1,550	1,450	1,425	1,250
GP bucket 1.8 t/m ³	l	1,350	1,275	1,250	1,100
RB bucket 1.8 t/m ³	l	1,250	1,175	1,150	1,000
RB bucket 2.0 t/m ³	l	1,150	1,075	1,050	925

- Max. permitted sizes for quick fit buckets:
Long crawler machine with counterweight 4,200 kg

Description	Unit	5.7 m Boom			
		2.5 m Arm	2.9 m Arm	2.9 m HD arm	3.9 m Arm
GP bucket 1.5 t/m ³	l	1,475	1,375	1,350	1,175
GP bucket 1.8 t/m ³	l	1,300	1,200	1,175	1,025
RB bucket 1.8 t/m ³	l	1,200	1,125	1,100	950
RB bucket 2.0 t/m ³	l	1,100	1,025	1,000	875

DIMENSIONS



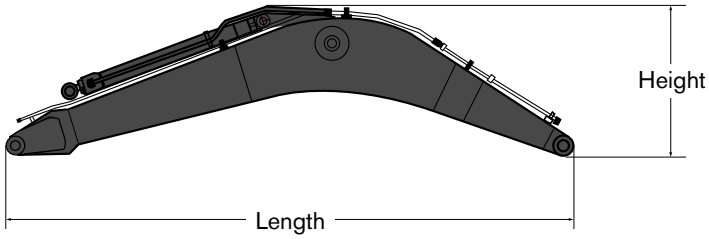
• Long crawler machine

Description	Unit	5.7 m Boom		
		2.5 m Arm	2.9 m Arm	3.9 m Arm
A. Overall width of superstructure	mm	2,700	2,700	2,700
B. Overall width	mm	2,990	2,990	2,990
C. Overall height of cab	mm	2,930	2,930	2,930
D. Tail swing radius	mm	2,750	2,750	2,750
E. Overall height of engine hood	mm	2,330	2,330	2,330
F. Counterweight clearance *	mm	1,025	1,025	1,025
G. Tumbler length	mm	3,660	3,660	3,660
H. Track length	mm	4,460	4,460	4,460
I. Track gauge	mm	2,390	2,390	2,390
J. Shoe width	mm	600	600	600
K. Min. ground clearance *	mm	460	460	460
L. Overall length	mm	9,750	9,690	9,670
L'. Overall length	mm	9,510	9,470	9,370
M. Overall height of boom	mm	3,120	3,000	3,550
M'. Overall height of boom	mm	3,040	2,960	3,630

* Without shoe grouser

DIMENSIONS

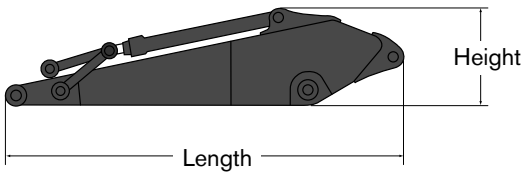
• Boom



Description	5.7 m	5.7 m HD	5.57 m 2-piece
Length	5,910 mm	5,910 mm	5,780 mm
Height	1,585 mm	1,585 mm	1,570 mm
Width	670 mm	670 mm	670 mm
Weight	1,785 kg	1,890 kg	2,090 kg

* Includes cylinder, pin and piping

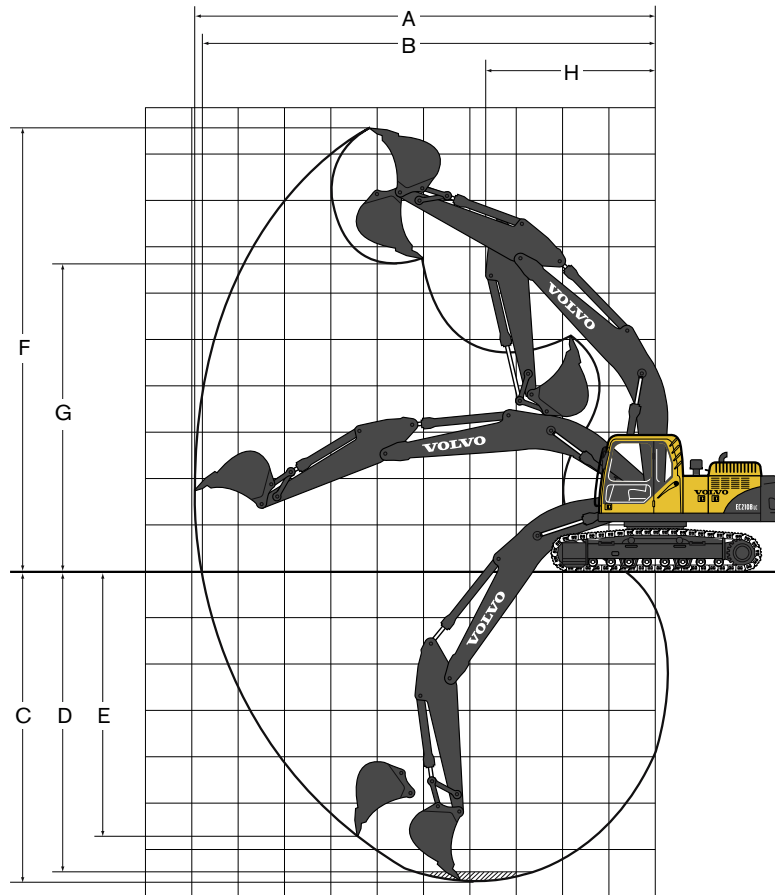
• Arm



Description	2.5 m	2.9 m	2.9 m HD	3.9 m
Length	3,530 mm	3,900 mm	3,900 mm	4,940 mm
Height	880 mm	880 mm	880 mm	820 mm
Width	440 mm	440 mm	440 mm	440 mm
Weight	975 kg	1,000 kg	1,085 kg	1,135 kg

* Includes cylinder, piping and linkage

WORKING RANGES & DIGGING FORCES



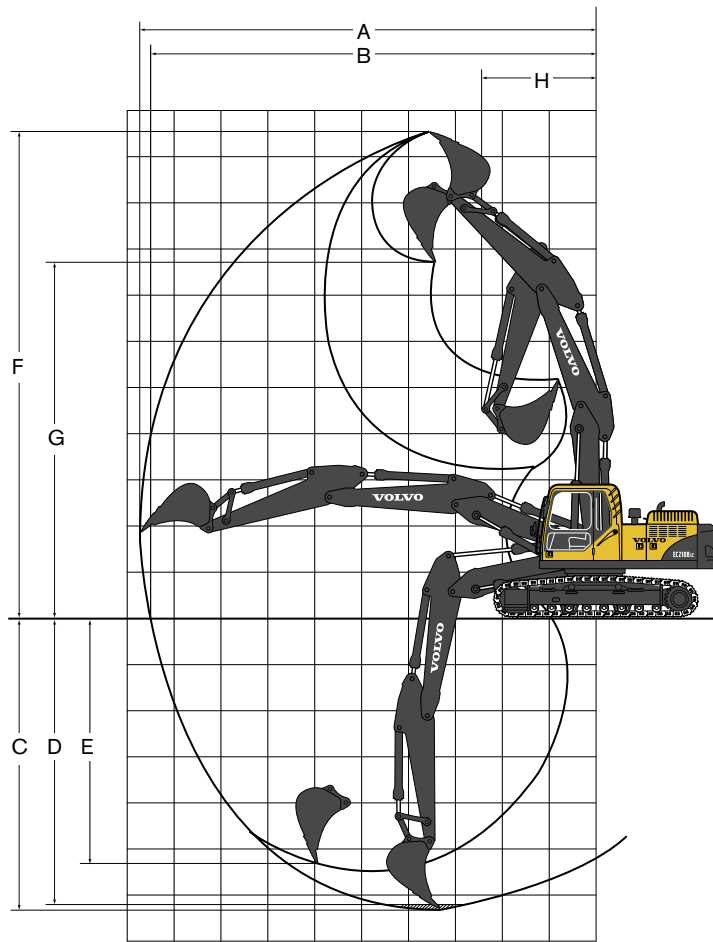
• 5.7 m monoblock boom with direct fit bucket

Description	Unit	5.7 m Boom		
		2.5 m Arm	2.9 m Arm	3.9 m Arm
A. Max. digging reach	mm	9,540	9,940	10,760
B. Max. digging reach on ground	mm	9,350	9,750	10,610
C. Max. digging depth	mm	6,330	6,730	7,730
D. Max. digging depth (8° level)	mm	6,110	6,510	7,550
E. Max. vertical wall digging depth	mm	5,520	5,830	6,570
F. Max. cutting height	mm	9,220	9,450	9,620
G. Max. dumping height	mm	6,430	6,650	6,850
H. Min. front swing radius	mm	3,670	3,650	3,640

• Digging forces with direct fit bucket

Description	Unit	5.7 m Boom			
		2.5 m Arm	2.9 m Arm	3.9 m Arm	
Bucket radius	mm	1,470	1,470	1,470	
Breakout force – bucket (Normal / Power boost)	SAE	kN	122.6 / 130.4	122.6 / 130.4	122.6 / 130.4
		kg	12,500 / 13,300	12,500 / 13,300	12,500 / 13,300
Breakout force – bucket (Normal / Power boost)	ISO	kN	136.3 / 147.1	136.3 / 147.1	136.3 / 147.1
		kg	13,900 / 15,000	13,900 / 15,000	13,900 / 15,000
Tearout force – arm (Normal / Power boost)	SAE	kN	110.4 / 117.2	95.6 / 103.0	80.2 / 86.3
		kg	11,260 / 11,950	9,750 / 10,500	8,180 / 8,800
Tearout force – arm (Normal / Power boost)	ISO	kN	113.7 / 120.7	98.2 / 104.9	81.9 / 88.3
		kg	11,600 / 12,310	10,010 / 10,700	8,350 / 9,000
Rotation angle, bucket	deg	175	175	174	

WORKING RANGES & DIGGING FORCES



• 5.57 m 2-piece boom with direct fit bucket

Description	Unit	5.57 m 2-piece boom		
		2.5 m Arm	2.9 m Arm	3.9 m Arm
A. Max. digging reach	mm	9,450	9,840	10,680
B. Max. digging reach on ground	mm	9,280	9,680	10,530
C. Max. digging depth	mm	5,930	6,300	7,240
D. Max. digging depth (8° level)	mm	5,820	6,200	7,150
E. Max. vertical wall digging depth	mm	4,910	5,320	6,180
F. Max. cutting height	mm	10,390	10,710	11,180
G. Max. dumping height	mm	7,470	7,780	8,270
H. Min. front swing radius	mm	2,740	2,440	2,840















• Digging forces with direct fit bucket

Description	Unit	5.57 m 2-piece boom			
		2.5 m Arm	2.9 m Arm	3.9 m Arm	
Bucket radius	mm	1,470	1,470	1,470	
Breakout force – bucket (Normal / Power boost)	SAE	kN	122.6 / 130.4	122.6 / 130.4	122.6 / 130.4
		kg	12,500 / 13,300	12,500 / 13,300	12,500 / 13,300
Breakout force – bucket (Normal / Power boost)	ISO	kN	136.3 / 147.1	136.3 / 147.1	136.3 / 147.1
		kg	13,900 / 15,000	13,900 / 15,000	13,900 / 15,000
Tearout force – arm (Normal / Power boost)	SAE	kN	110.4 / 117.2	95.6 / 103.0	80.2 / 86.3
		kg	11,260 / 11,950	9,750 / 10,500	8,180 / 8,800
Tearout force – arm (Normal / Power boost)	ISO	kN	113.7 / 120.7	98.2 / 104.9	81.9 / 88.3
		kg	11,600 / 12,310	10,010 / 10,700	8,350 / 9,000
Rotation angle, bucket	deg	175	175	174	

LIFTING CAPACITY (At the arm and without bucket)

Note: For lifting capacity including bucket, simply subtract actual weight of the direct fit bucket or the bucket with quick fit from the following values.

EC210B LC
















 Across undercarriage  Along undercarriage	Lifting hook related to ground level	3.0 m		4.5 m		6.0 m		7.5 m		9.0 m		Max. reach			
														Max. mm	
with 600 mm shoe 3,700 kg CWT monoblock boom 5.7 m + arm 2.5 m	6.0 m	kg				*5,190	4,990					*5,280	*3,970	6,850	
	4.5 m	kg		*6,610	*6,610	*5,680	4,830	5,230	3,370			5,120	3,290	7,590	
	3.0 m	kg		*8,500	6,980	*6,510	4,590	5,130	3,280			4,650	2,970	7,980	
	1.5 m	kg		*10,140	6,510	7,020	4,360	5,020	3,170			4,490	2,850	8,070	
	0 m	kg			10,840	6,290	6,850	4,210	4,930	3,100			4,600	2,900	7,870
	-1.5 m	kg	*9,840	*9,840	10,800	6,260	6,790	4,160					5,060	3,170	7,360
	-3.0 m	kg	*13,870	12,450	*9,930	6,350	6,870	4,230					6,170	3,840	6,460
	-4.5 m	kg	*10,700	*10,700	*7,650	6,630							*6,720	5,770	4,960
with 600 mm shoe 3,700 kg CWT monoblock boom 5.7 m + arm 2.9 m	6.0 m	kg				*4,800	*4,800					*4,160	3,620	7,300	
	4.5 m	kg				*5,340	4,900	*5,040	3,420			*4,110	3,060	8,000	
	3.0 m	kg		*7,950	7,130	*6,210	4,650	5,170	3,320			*4,220	2,780	8,370	
	1.5 m	kg		*9,750	6,600	7,070	4,400	5,040	3,190			4,200	2,670	8,460	
	0 m	kg	*4,920	*4,920	*10,740	6,320	6,870	4,220	4,940	3,100			4,290	2,710	8,270
	-1.5 m	kg	*9,380	*9,380	10,780	6,240	6,780	4,150	4,900	3,070			4,660	2,930	7,780
	-3.0 m	kg	*14,700	12,320	*10,260	6,300	6,820	4,180					5,530	3,460	6,940
	-4.5 m	kg	*11,950	*11,950	*8,490	6,520							*6,490	4,820	5,570
with 600 mm shoe 3,700 kg CWT monoblock boom 5.7 m + arm 3.9 m	6.0 m	kg						*4,010	3,600			*3,230	3,010	8,250	
	4.5 m	kg						*4,270	3,510			*3,220	2,610	8,870	
	3.0 m	kg		*6,410	*6,410	*5,300	4,780	*4,750	3,370	3,900	2,490	*3,320	2,390	9,210	
	1.5 m	kg	*8,150	*8,150	*8,470	6,810	*6,350	4,470	5,070	3,210	3,820	2,410	*3,530	2,290	9,280
	0 m	kg	*6,940	*6,940	*9,990	6,350	6,880	4,220	4,920	3,070	3,750	2,350	3,680	2,300	9,110
	-1.5 m	kg	*9,110	*9,110	10,680	6,140	6,710	4,070	4,820	2,980			3,910	2,440	8,680
	-3.0 m	kg	*12,770	11,880	10,640	6,100	6,670	4,030	4,810	2,970			4,450	2,770	7,930
	-4.5 m	kg	*14,180	*12,160	*9,720	6,210	6,760	4,110					5,660	3,500	6,770
with 600 mm shoe 4,200 kg CWT monoblock boom 5.7 m + arm 2.5 m	6.0 m	kg				*5,190	*5,190					*5,280	4,220	6,850	
	4.5 m	kg		*6,610	*6,610	*5,680	5,130	*5,360	3,590			*5,360	3,520	7,590	
	3.0 m	kg		*8,500	7,420	*6,510	4,890	5,420	3,500			4,910	3,180	7,980	
	1.5 m	kg		*10,140	6,940	7,350	4,660	5,300	3,400			4,750	3,050	8,070	
	0 m	kg		*10,880	6,730	7,230	4,500	5,220	3,320			4,870	3,110	7,870	
	-1.5 m	kg	*9,840	*9,840	*10,800	6,690	7,180	4,460					5,350	3,400	7,360
	-3.0 m	kg	*13,870	13,270	*9,930	6,790	7,260	4,520					*6,520	4,110	6,460
	-4.5 m	kg	*10,700	*10,700	*7,650	7,070							*6,720	6,150	4,960
with 600 mm shoe 4,200 kg CWT monoblock boom 5.7 m + arm 2.9 m	6.0 m	kg				*4,800	*4,800					*4,160	3,850	7,300	
	4.5 m	kg				*5,340	5,200	*5,040	3,650			*4,110	3,270	8,000	
	3.0 m	kg		*7,950	7,570	*6,210	4,950	*5,420	3,540			*4,220	2,970	8,370	
	1.5 m	kg		*9,750	7,040	*7,120	4,700	5,320	3,420			4,440	2,860	8,460	
	0 m	kg	*4,920	*4,920	*10,740	6,760	7,260	4,520	5,220	3,330			4,540	2,910	8,270
	-1.5 m	kg	*9,380	*9,380	*10,890	6,680	7,170	4,450	5,190	3,300			4,930	3,140	7,780
	-3.0 m	kg	*14,700	13,140	*10,260	6,740	7,210	4,480					5,850	3,710	6,940
	-4.5 m	kg	*11,950	*11,950	*8,490	6,950							*6,490	5,150	5,570
with 600 mm shoe 4,200 kg CWT monoblock boom 5.7 m + arm 3.9 m	6.0 m	kg						*4,010	3,820			*3,230	3,210	8,250	
	4.5 m	kg						*4,270	3,740			*3,220	2,790	8,870	
	3.0 m	kg		*6,410	*6,410	*5,300	5,080	*4,750	3,600	*3,980	2,670	*3,320	2,560	9,210	
	1.5 m	kg	*8,150	*8,150	*8,470	7,250	*6,350	4,770	*5,320	3,440	4,040	2,590	*3,530	2,460	9,280
	0 m	kg	*6,940	*6,940	*9,990	6,790	*7,240	4,520	5,200	3,300	3,970	2,530	3,900	2,480	9,110
	-1.5 m	kg	*9,110	*9,110	*10,700	6,570	7,100	4,370	5,100	3,210			4,150	2,630	8,680
	-3.0 m	kg	*12,770	12,700	*10,640	6,540	7,050	4,330	5,090	3,200			4,710	2,980	7,930
	-4.5 m	kg	*14,180	12,980	*9,720	6,650	*7,120	4,410					5,990	3,760	6,770

- Notes:
- Machine in "Fine Mode-F" (Power Boost), for lifting capacities.
 - The above loads are in compliance with SAE J1097 and ISO 10567 Hydraulic Excavator Lifting Capacity Standards.
 - Rated loads do not exceed 87% of hydraulic lifting capacity or 75% of tipping load.
 - Rated loads marked with an asterisk (*) are limited by hydraulic capacity rather than tipping load.

LIFTING CAPACITY (At the arm and without bucket)

Note: For lifting capacity including bucket, simply subtract actual weight of the direct fit bucket or the bucket with quick fit from the following values.

EC210B LC

 Across undercarriage  Along undercarriage	Lifting hook related to ground level	3.0 m		4.5 m		6.0 m		7.5 m		9.0 m		Max. reach			
															Max. mm
with 600 mm shoe 4,200 kg CWT 2-piece boom 5.57 m + arm 2.5 m	6.0 m kg			*7,590	*7,590	*6,670	5,260						*5,660	4,300	6,740
	4.5 m kg	*12,070	*12,070	*8,580	8,020	*6,990	5,100						5,500	3,550	7,490
	3.0 m kg			*9,960	7,410	*7,530	4,860	5,400	3,470				4,980	3,200	7,880
	1.5 m kg			*10,850	6,900	7,400	4,620	5,280	3,360				4,820	3,070	7,970
	0 m kg			*10,690	6,670	7,220	4,460	5,210	3,290				4,950	3,140	7,770
	-1.5 m kg	*10,430	*10,430	*9,580	6,630	7,170	4,420						*5,420	3,440	7,250
	-3.0 m kg			*7,450	6,750	*5,400	4,510						*4,770	4,210	6,340
	-4.5 m kg														
with 600 mm shoe 4,200 kg CWT 2-piece boom 5.57 m + arm 2.9 m	6.0 m kg			*6,440	*6,440	*6,350	5,350						*4,140	3,910	7,200
	4.5 m kg	*8,270	*8,270	*8,130	*8,130	*6,730	5,190	5,560	3,610				*4,050	3,290	7,900
	3.0 m kg			*9,570	7,570	*7,330	4,930	5,450	3,510				*4,140	2,990	8,280
	1.5 m kg			*10,690	7,010	7,450	4,660	5,310	3,380				*4,400	2,870	8,360
	0 m kg	*5,400	*5,400	*10,830	6,700	7,240	4,480	5,210	3,290				4,610	2,920	8,170
	-1.5 m kg	*9,860	*9,860	*9,990	6,620	7,160	4,400	5,190	3,270				5,020	3,170	7,680
	-3.0 m kg	*10,440	*10,440	*8,170	6,690	*6,060	4,450						*4,740	3,770	6,820
	-4.5 m kg														
with 600 mm shoe 4,200 kg CWT 2-piece boom 5.57 m + arm 3.9 m	6.0 m kg					*4,850	*4,850	*4,350	3,800				*3,210	*3,210	8,160
	4.5 m kg			*5,070	*5,070	*5,430	5,370	*5,090	3,720				*3,180	2,800	8,790
	3.0 m kg	*12,130	*12,130	*8,360	7,940	*6,650	5,070	5,530	3,570	*3,710	2,630		*3,260	2,570	9,120
	1.5 m kg	*9,430	*9,430	*9,890	7,240	*7,370	4,750	5,350	3,410	4,030	2,560		*3,460	2,470	9,200
	0 m kg	*7,400	*7,400	*10,700	6,750	7,270	4,480	5,190	3,260	3,960	2,500		*3,810	2,480	9,030
	-1.5 m kg	*9,530	*9,530	*10,530	6,510	7,090	4,330	5,100	3,180				4,200	2,640	8,590
	-3.0 m kg	*13,220	12,600	*9,420	6,480	*7,000	4,290	5,100	3,180				*4,660	3,010	7,840
	-4.5 m kg			*7,170	6,620	*5,160	4,390						*4,170	3,830	6,660

- Notes:
1. Machine in "Fine Mode-F" (Power Boost), for lifting capacities.
 2. The above loads are in compliance with SAE J1097 and ISO 10567 Hydraulic Excavator Lifting Capacity Standards.
 3. Rated loads do not exceed 87% of hydraulic lifting capacity or 75% of tipping load.
 4. Rated loads marked with an asterisk (*) are limited by hydraulic capacity rather than tipping load.

STANDARD EQUIPMENT

Engine

Turbocharged, 4 stroke diesel engine with water cooling, direct injection and charged air cooler
Air filter with indicator, and pre-cleaner
Air intake heater
Electric engine shut-off
Fuel filter and water separator
Fuel filler pump: 35 l/min with automatic shut-off
Coolant filter
Alternator, 80 A

Electric / Electronic control system

Contronics
– Advanced mode control system
– Self-diagnostic system
Machine status indication
Engine speed sensing power control
“Power Max” mode system
Automatic idling system
One-touch power boost
Safety stop/start function
Adjustable monitor
Engine restart prevention circuit

High capacity halogen lights:

- Frame-mounted 2
 - Boom-mounted 1
- Batteries, 2 x 12 V / 150 Ah
Start motor, 24 V / 4.8 kW

Hydraulic system

Automatic hydraulic system:
– Summation system
– Boom priority
– Arm priority
– Swing priority
Boom and arm regeneration valves
Swing anti-rebound valves
Boom and arm holding valves
Multi-stage filtering system
Cylinder cushions
Cylinder contamination seals
Auxiliary hydraulic valve
Straight travel circuit
Automatic two-speed travel motors

Cab and interior

Hydraulic dampening cab mounts
Fabric seat
Adjustable operator seat and joystick control console
Flexible antenna
Hydraulic safety lock lever
Cab, all-weather sound suppressed, includes:
– Ashtray
– Cup holder
– Lighter
– Tinted glass
– Door locks
– Floor mat
– Horn
– Large storage area
– Pull-up type front window
– Removable lower windshield
– Seat belt
– Safety glass
– Windshield wiper with intermittent feature
– Sun screens, front, roof, rear
– Sunlight protection, roof (steel)
Master key

Superstructure

Access way with handrail
Tool storage area
Punched metal anti-slip plates

Undercarriage

Hydraulic track adjusters
Greased and sealed track chain
Track guards

OPTIONAL EQUIPMENT

Engine

Block heater, 120 V / 240 V
Fuel filler pump: 50 l/min with automatic shut-off
Oil bath pre-cleaner
Diesel coolant heater
Water separator with heater
Tropical cooling kit

Electric

Extra lamps:
– Cab-mounted 3, (front 2, rear 1)
– Boom-mounted 1
– Counterweight-mounted 1
Rotating warning beacon
Travel alarm
Anti-theft system

Hydraulic system

Hose rupture valve: boom, arm
Overload warning device
Hydraulic piping
– Hammer & shears:
1 pump flow
2 pump flow
Pump flow control for hammer & shears
Additional return filter
Extra piping for slope & rotator
1 switch control
2 switch control
Pedal control
– Slope & rotator
– Grapple
– Oil leak (drain) line
– Quick fit piping
Volvo hydraulic quick-fit (S1)
Hydraulic oil, ISO VG 32
Hydraulic oil, ISO VG 46
Hydraulic oil, ISO VG 68
Hydraulic oil, biodegradable 32
Hydraulic oil, biodegradable 46
Hydraulic oil, biodegradable 68
Boom floating function
Semi-long joysticks
Control joystick, with 3 switches each
Control joystick, with 5 switches each
Pilot control pattern change

Cab and interior

Fabric seat, with heater
Fabric seat, with heater and air suspension
Air-conditioner without heater, manual
Air-conditioner & heater, automatic
AM/FM stereo cassette radio
AM/FM stereo with CD player and MP3 input
Cab mounted falling object guard (FOG)
Cab mounted falling object protective structures (FOPS)
Rain shield, front
Safety screen for front window
Lower wiper
Anti-vandalism kit assembly
Anti-vandalism kit
Specific key

Track shoes

Track shoes 600 / 700 / 800 / 900 mm with triple grousers
Track shoes 700 mm with double grouser

Superstructure

Counterweight, 3,700 / 4,200 kg
Undercover (2.3 / HD 4.5 mm)

Digging equipment

Boom: 5.7 m HD monoblock
5.57 m 2-piece
Arm: 2.5 / 3.9 m
2.9 m HD

Undercarriage

Full track guards
Undercover (4.5 / HD 10 mm)

Service

Tool kit, full scale
Tool kit, daily maintenance
Spare parts
Hand lamp

Standard and optional equipment may vary by market. Please consult your local Volvo dealer for details.

VOLVO

Volvo Construction Equipment
www.volvo.com

Ref. No. 30 E 435 1641 English (for International region)
Printed in Sweden 2009.04-1,0 EXC
Volvo, Seoul