

SIRIUS *plus*



Pel-Job

More Power, more profitability



With its new 15.5 hp 3-cylinder engine and its reinforced protective features, the new Pel-Job **Sirius Plus** is designed to withstand the harshest operating conditions.

Built by the leading European mini-excavator manufacturer, the Sirius Plus has extraordinary work potential on all sites.

Easy to operate and maintain thanks to the simplicity of its design, this Pel-Job will reveal its incredible reliability and its exceptional profitability day after day, year after year.



Operator comfort is a priority for Pel-Job. The operator's cab is spacious and easily accessible. The hydraulic controls are power-assisted and very progressive for more flexibility and precision. Pel-Job's new ergonomic manipulators feel good and are complemented by side arm rests which give a natural and very comfortable operating position.



The exclusive Pel-Job quick coupling system available as an option permits very fast accessory changing, whilst preserving the bucket's performances and operating sequence.



Because some knocks are unfortunately unavoidable, the back of the machine is protected by the wrap-around counterweight and by sturdy side protectors (the canopy version). The steel cover is mounted recessed in relation to the counterweight to improve its protection.



The wide cover opens completely, giving excellent accessibility to the engine. All the maintenance and checking points are close at hand to save time. The fuel tank is transparent so that the level can be checked quickly and is easily removed for cleaning.




The Pel-Job canopy, which has four posts offers excellent protection. Fully glazed heated cabin is optional.



The dashboard groups together the fuel gauge, hour counter and oil pressure, water temperature and charge indicator lights. An electric socket enables an inspection lamp to be connected.

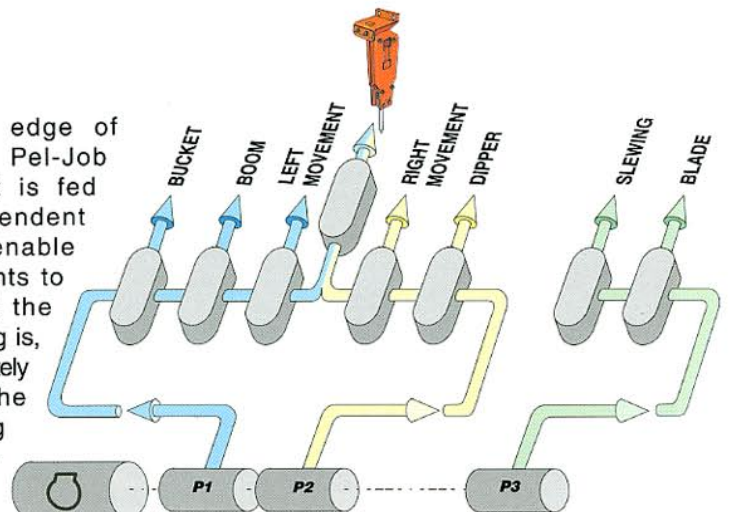


If you want a Sirius Plus in your company's colours, that is no problem. Simply let us have the exact references of your colours and Pel-Job will do the rest.



The directional control block is ideally situated at the front of the machine for immediate, easy access. All the circuits are equipped with pressure pick-ups for fast diagnostics.

At the leading edge of technology, the Pel-Job hydraulic circuit is fed by three independent pumps which enable several movements to be controlled at the same time. Slewing is, for example, completely independent of the equipment, making for faster, more precise work. The blade is independent of the movement circuit to speed up levelling operations. The accessory circuit enjoys the cumulative delivery of the two main pumps for even better breaker performances.



TECHNICAL DATA

Operational weight with rubber tracks (1)

Canopy version	1400 kg
Cab version	1530 kg
Ground pressure (cab)	0,30 kg/cm ²

Bucket performances

Excavation force	1295 daN
Tear-out force	765 daN

Buckets

Standard bucket	400 mm (33 litres)
Other backhoe buckets available	from 200 to 600 mm (from 14 to 53 litres)
Cleaning buckets	from 850 to 1000 mm (from 52 to 60 litres)

Engine

Type	Mitsubishi L3E, water-cooled 3-cylinder engine
Cubic capacity	952 cc
Rated horsepower (DIN 6270 B)	19.0 hp (14.0 kW) at 2800 rpm
Installed horsepower (DIN 6270B)	15.5 hp (11.3 kW) at 2200 rpm
Maximum torque	54 Nm at 1850 rpm
Battery	12 V - 70 AH
Fuel tank capacity	21 litres
Maximum slope and bank	30° / 58 % (engine's lubrication limit)

Hydraulic system with 3 independent circuits

Controls	Hydraulic servo-controls
Pumps	Triple gear pump
Delivery	16 + 16 + 13 litres/min.
Equipment and travel pressure	160 bar
Blade and slewing pressure	145 bar / 145 bar
Delivery of attachment circuit	32 litres/min.
Total capacity of circuit	36 litres

Lower chassis with hydraulic track tensioning

Tractive force	950 daN
Travel speed	2 kmph
Slewing speed	9 rpm

Sound level (dynamic measurement)

Sound level exterior (L _{WA})	93 dB(A)
Sound level in the cab (L _{pA})	82 dB(A)
Sound level under the canopy (L _{pA})	80 dB(A)

4-post canopy

Suspended seat	●
Seatbelt	○
Lighting	1 working light

Cab

Suspended seat	●
Seatbelt	●
FOPS 1 protection	●
TOPS protection	●
Opening windscreen	●
Heating and ventilation	●
Lighting	1 working light

● : Standard equipment - ○ : Optional equipment

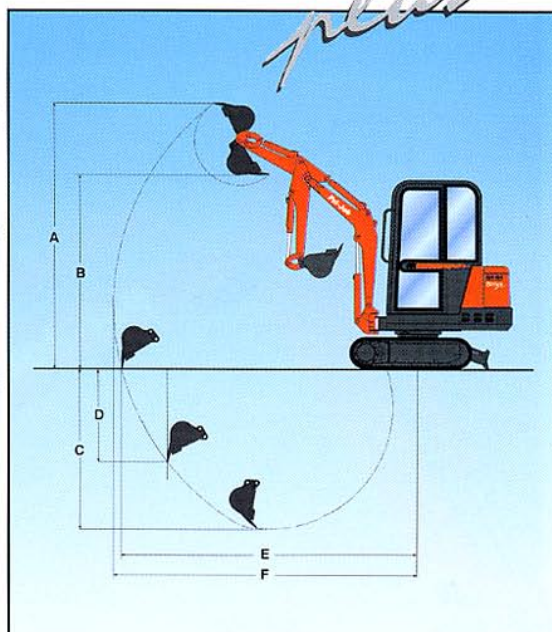
(1) The operational weight corresponds to the weight of the machine in working order (with a standard bucket and the tanks full), to which is added 75 kg corresponding to the weight of the driver. (In order to obtain the machine's transport weight, 75 kg needs therefore to be taken from the operational weight).

Other options and accessories available :

Steel tracks (+60 kg)	Organic hydraulic oil	Special paint	Safety valve for handling
Double-acting hydraulic kit	Catalytic exhaust	Revolving light	Working light on boom
Mechanical quick-release coupling	Rear working light		

Refer also to the Pel-Job buckets and accessories catalogue.

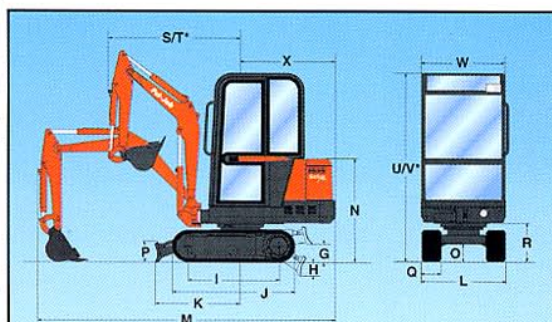
Sirius



Arm	A	B	C*	C	D	E	F
900 mm	3075	2255	2015	1850	1070	3415	3510
1150 mm	3150	2325	2165	2000	1200	3560	3650

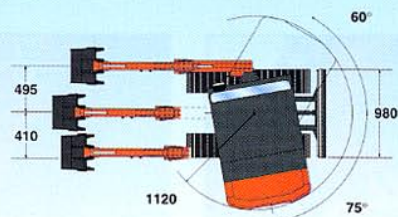
* Dig depth with blade down.

(mm)




* Front turning circle with max. offset

** Canopy



G	H	I	J	K	L	M	N	O
210	190	1045	1415	790	980	3410	1200	210
P	Q	R	S	T	U	V	W	X
240	230	460	1510	1205	2190	2100	980	1090

(mm)



A well-dimensioned pivot mounted on a long pin for more rigidity, large-diameter cylinders, reinforced protective features: Pel-Job sturdiness down to the last detail for operation in the most extreme conditions.

All the equipment's hoses are free and sheathed and therefore with no rubbing or wear and are connected at the bottom of the boom for very quick replacement, if necessary.

All Pel-Job pipes, pins, nuts and bolts are zinc-coated and passivated to resist corrosion. For optimum protection, the pipes are mounted on the top part of the boom.

Pel-Job 



A technology to suit your needs.

Choosing Volvo Construction Equipment machines means having high quality and high productivity. It also means being assured of the reliability of machines built to take into account the needs of the operator as well as those of the environment. From each range you can choose the machine most suited to your needs, enabling you to improve the profitability of even the most difficult site in complete safety.

Compact & Service Equipment offers a complete range of compact excavators, compact loaders and excavators/loaders.

Ecomat Industrie S.A. - Avenue Charles de Gaulle - BP 119
F - 01303 Belley Cedex
Tél. : +33 (0)4 79 81 15 09 - Fax : +33 (0)4 79 81 39 63

In order to adapt their products continuously to suit the needs of users and the development of new techniques, Volvo Construction Equipment Group reserves the right to change their specifications without notice. The illustrations do not necessarily represent the standard versions of the machines.

**Volvo Construction
Equipment Group**

23 2 432 1003
Printed in France 02.98