

**VOLVO WHEEL LOADERS**  
**TIMBER HANDLING**



**VOLVO**

# Volvo wheel loaders boost efficiency along the entire production chain



*Effective dual-circuit brake system with wet, circulation-cooled disc brakes. The brakes are enclosed and completely protected.*

*The Boom Suspension System (optional) boosts production capacity and reduces stress and strain on both machine and operator.*

*The Volvo Care Cab – a ROPS/FOPS-approved safety and comfort cab.*

*The front axle is equipped with 100% differential lock.*

*Volvo's patented TP lift-arm system positions the load's centre of gravity near the front axle. Stability increases and the tipping load is fully utilized.*

The strength and speed of Volvo wheel loaders is the result of an in-house manufactured drive-train, composed entirely of robust and compatible Volvo components and perfectly matched to the working hydraulics and lift-arm system.

TP Linkage provides superior breakout capacity and parallel linkage action throughout the lifting range. Thanks to high breakout force in the top position, Volvo loaders have no problem picking up logs from high timber trucks. Parallel lift-arm action facilitates stacking of

timber pallets and packages.

Handling timber is a precision job. With servo-operated working hydraulics, it is possible to operate all movements simultaneously with fingertip control. The duty-proven reliable Automatic Power Shift system (APS II) enables you to concentrate on driving.

Productivity-enhancing technology, long life and high availability have made Volvo wheel loaders synonymous with excellence all over the world.



Openable engine access doors with gas struts and swing-out radiator grille and radiator simplify service and cleaning.



### Volvo L180C High-Lift boosts productivity

The Volvo L180C High-Lift with 8,5 tonnes working load, 5,5 m lift height under suspended load and 4 m reach is the most powerful machine for saw timber and pulpwood we have ever built. The loader unit is controlled with speed and precision by means of a pilot-operated hydraulic system. The grapples can be rotated 360°, enabling the Volvo L180C High-Lift to get at the timber from all sides of the stack. This in turn permits more rational turnover of the timber stock, shortens the cycle time and boosts productivity. By utilizing the High-Lift's maximum lift height for stacking, it is possible to use the wood yard 30–40 percent more efficiently than is normal.

### Avoid monotonous steering wheel movements

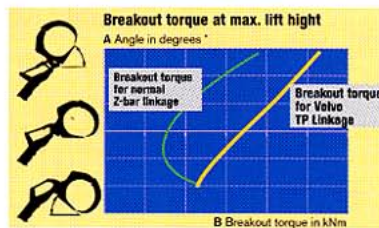
Hours of intensive steering wheel movements subject arms, shoulders and back to great strain. With Comfort Drive Control, the operator can alternate between wheel and lever steering, reducing static muscle loading.

Independent studies have shown that CDC reduces loading of arms, shoulders and back by half. It does this by enabling you to steer with small, light movements of the hand and fingers. The control lever is held in an anatomically correct thumb grip, and the switches for forward/reverse and kick-down are within convenient reach of the fingers.



### Volvo Care Cab protects the most important part in the machine

The Volvo Care Cab is a protected and ergonomically engineered workstation. Pilot-operated working hydraulics and a conveniently adjustable operator's seat enable the operator to work long shifts with high precision. The curved windscreen without corner posts and the large, well-situated glazed areas provide excellent all-round visibility, contributing to safety on the workplace. Ample insulation and rubber vibration isolators make the Volvo Care Cab quiet and vibration-free. The cab's climate control system supplies tempered, filtered fresh air. Air conditioning is available as an option.



The patented TP Linkage lift-arm system has superior breakout capacity throughout the lifting range and exceptionally good breakout force in the top position.



With log pusher and kick-out you can build higher stacks and utilize the storage space on the wood yard more efficiently.

# From unloading of raw material to loading of finished product

Thanks to their capacity, flexibility and wide range of attachments, Volvo wheel loaders boost productivity in each link of the transport chain from raw material to finished product. The loaders' excellent driving characteristics, breakout torque, parallel lift-arm action and long reach permit short cycle times in timber unloading, stacking, and feeding of sorting bins and feed tables. The ability to shift quickly between different attachments means that more tasks can be performed with fewer machines. The same machine that takes care of storage and shipping of the finished product – paper and pulp bales, paper reels, sawn timber or palletized goods – can also be used for e.g. wood chip handling and snow clearance.



*Volvo wheel loaders are renowned all over the world for their high availability.*

*The long wheelbase and compact lift-arm geometry provide the necessary stability for timber handling with a tree-length grapple.*



*High-dump wood chip bucket.*



*A small turning radius and exact, load-sensing steering facilitate work in confined spaces.*



*Hydraulic bale clamps can handle everything from waste paper bales to finished reels of recycled paper.*

## TECHNICAL DATA



	L50C	L70C	L90C	L120C	L150C	L180C	L180 HIGH-LIFT	L220D	L330C LOG
Operating weight, approx. t	8,9	11,7	15,8	19,6	23,5	27,0	30,5	31,9	59,2
Recommended load, kg	2650	3450	4800	6400	7700	8800	8500	9300	27200
Grapple area unloading grapple m <sup>2</sup>	1,0	1,3	1,8	2,4	3,1	3,5	3,2-4,8	3,7	6,3
Engine output, net SAE J1349/ISO9249 kW (hp)	68 (91)	87 (118)	113 (153)	148 (201)	180 (245)	198 (269)	198 (269)	257 (349)	366 (498)

See data sheet and attachment catalogue for more detailed information.

# Volvo genuine attachments for timber handling

We are the only wheel loader manufacturer who designs and manufactures a comprehensive range of attachments for timber handling.


Volvo timber grapples, high-lift grapples and high-dump light materials buckets are designed together

with our wheel loaders to give you the perfect interplay between machine and attachment that is a prerequisite for optimum productivity.

Make use of the full capacity of your wheel loader – choose a Volvo genuine attachment.




**Attachment bracket**  
Hydraulic attachment bracket that permits quick changes between different Volvo attachments.



**Unloading grapple**  
For unloading from vehicles.  
Area 1,0–3,5 m<sup>2</sup>.



**Sorting grapple**  
For feeding sorting plants.  
Area 1,0–3,5 m<sup>2</sup>



**Heel/kick-out**  
For holding a single log and making higher stacks. Requires 4th hydraulic control.



**General purpose grapple**  
For different types of timber, including treelength logs.  
Area 0,7–2,0 m<sup>2</sup>.




**Wide tree-length grapple**  
For handling of tree-length stems.  
Area 1,7–2,0 m<sup>2</sup>.



**Tropical timber grapple**  
For large, heavy logs of tropical timber.  
Area 1,1–1,6 m<sup>2</sup>.




**High-lift grapple**  
For timber handling.  
Area 0,5–1,5 m<sup>2</sup> to 0,7–2,0 m<sup>2</sup>.



**Combi-fork with one-piece clamp**  
For palletized lumber and roundwood.  
Area 1,1–2,4 m<sup>2</sup>.



**Combi-fork with twin-arm clamp**  
For pulp mills, etc.  
Area 1,1–2,4 m<sup>2</sup>.



**High-dump light materials bucket**  
For wood chips, etc.  
Volume 3,6–14,0 m<sup>3</sup>.



**Fork attachments**  
In many different widths and lengths. Classified and inspected according to applicable standards.



## Technology on Human Terms

The Volvo Construction Equipment Group is one of the world's leading manufacturers of construction machines, with a product range encompassing wheel loaders, excavators, articulated haulers, motor graders and more.

The tasks they face vary considerably, but they all share one vital feature: technology which helps man to perform better: safely, efficiently and with care of the environment. We refer to it as Technology on Human Terms.

The sheer width of the product range means it is always possible to choose exactly the right machine and attachment for the job. Each machine also comes with the quality, continuity and security which is represented by the

Volvo name. The security of the service and parts organisation. The security of always having immediate access to leading-edge research and technical development. A machine from Volvo meets the very highest demands in all kinds of jobs, under all conditions. The world over.

*The Volvo Construction Equipment Group develops, manufactures and markets Volvo, Pel-Job, Champion and Samsung construction equipment. We are a Volvo company with production facilities on three continents and a market presence in over 100 countries.*

For more information please visit our web site:  
<http://www.volvo.com>

*Under our policy of continuous improvement, we reserve the right to change specifications and design without prior notice. The illustrations do not necessarily show the standard version of the machine.*

# VOLVO

Volvo Construction  
Equipment Group

Ref. No. 21 1 669 2309 English  
Printed in Sweden 1999.04-1,5 WLO  
Volvo Eskilstuna