

MUSCLE & BRAINS

New Volvo BM L180.



The tougher the job, the better you'll like it.

VOLVO BM





Muscle and Brains.

The Volvo BM L180 is a completely new wheel loader in the 24 ton class with a 4.2 m³ standard bucket. The L180 is designed and built for the heaviest, most demanding quarry and gravel applications, year in, year out.

The L180 is not only rugged and powerful, it's also packed with state of the art features. Like the new, TP-linkage loader unit which stands for Torque Parallel Linkage. This unique design delivers high breakout torque throughout the entire lifting range.

The new Contronic electronic monitoring system is another important feature. Contronic provides continuous information about the loader's condition. It also simplifies preventive maintenance and increases the loader's accessibility thanks to faster diagnosis.

Power is supplied by a reliable 12 litre Volvo diesel engine with perfectly balanced transmission and hydraulics making the L180 both powerful and fuel efficient.

Add to this the new Care Cab and you've got an operator environment that defies comparison.

With Volvo BM, you're always a step ahead.





Power and precision.

Thanks to the new patented loader unit, TP-linkage, VME is once again leading the way in wheel-loader technology.

With TP-linkage we have combined the advantages of Volvo BM's parallel system and the traditional Z-link.

The key to the loader unit's high performance is the newly designed T-link. It helps give the TP-linkage a very high breakout torque and a near perfect parallel action throughout the entire lifting range.

The TP-linkage means that you always have full control of the bucket and the load. The breakout torque is undiminished right up to the highest position.

The pilot-controlled hydraulics are designed so that the TP-linkage can be maneuver-

ed with the tip of a finger. The lever forces are low so you can tip with great precision and work with very small, exact movements in all situations, such as levelling work.

Thanks to the boom and bucket kick-out it's possible to predesignate the level bucket position and the right height for dumping for shorter cycle times.

The TP-linkages "clean" design means that you're always ensured of good visibility over the bucket and wheels regardless of the height of the bucket.





Smooth and steady.

The Volvo BM L180 is very steady and easy to drive despite its size. Thanks to its patented progressive steering and automatic transmission (APS), it handles like a car.

The new Volvo BM L180 gets you there fast and easy whether you're operating in open terrain or those hard-to-maneuver areas.

The Automatic Power Shift gives you shorter cycle times when loading and carrying. All you need do is choose forward, reverse and kick-down; the rest is automatic.

These functions are found both on the steering column in one and the same lever and on the hydraulic lever console.

Once behind the wheel of the L180 you'll notice the advantage of the long wheelbase and the compact design of the loader unit. The long

wheelbase in combination with the bucket's close proximity to the loader during load and carrying, gives the L180 remarkable stability.

The design of the loader unit and the powerful hydraulics enables you to hold the bucket in an iron grip against mechanical stops during load and carry, greatly minimizing spill.

And for reasons of safety, it's equipped with dual-circuit, circulation cooled, sealed wet disc brakes which guarantee maximum braking effect time after time.

Volvo BM loaders are well-known for their good load and carry ability and the L180 is no exception. With a Volvo BM, the toughest and heaviest jobs get done quickly and easily.





Human care for productivity.

The Volvo BM L180 is not only technically superior. It also has an operator environment which is second to none.

Because a contented operator is a productive one, the L180's cab is fitted with a range of safety and comfort features which greatly contribute to productivity.

The new Care Cab which is ROPS/FOPS approved, is well insulated with ergonomically designed controls and an adjustable seat.

The Care Cab also comes equipped with a unique wrap-around front windshield which gives excellent forward and side visibility. Well-placed rear view mirrors and a "clean" engine hood ensure excellent visibility to the rear.

All vital instruments are positioned within easy view on the new instrument panel.

There's also room for the Contronic cab display (optional equipment).

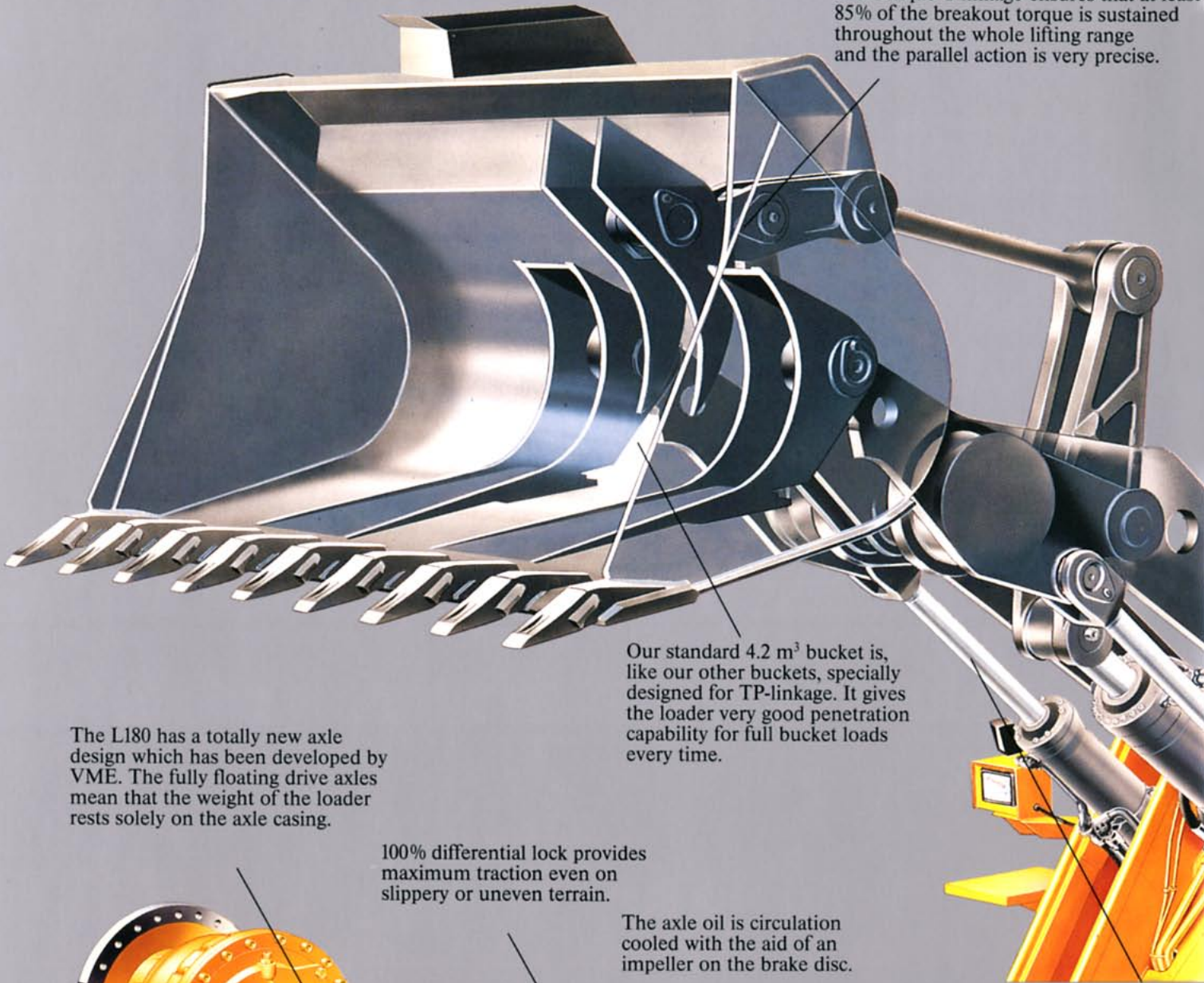
Contronic provides the operator with continuous readouts on the loader's condition. This ingenious system also serves as a diagnostic instrument for maintenance personnel, resulting in less downtime due to service and repairs.

To the right of the operator's seat you'll find the short finger-tip controlled hydraulic levers on a console complete with adjustable armrest. The console is also equipped with controls for kickdown, engine braking and forward/reverse (optional). This means you can operate all functions with your right hand, leaving your left for steering.

The L180 Care Cab allows every operator to find the optimum driving position for maximum productivity.

Technology For Working Satisfaction.

The unique T-linkage ensures that at least 85% of the breakout torque is sustained throughout the whole lifting range and the parallel action is very precise.



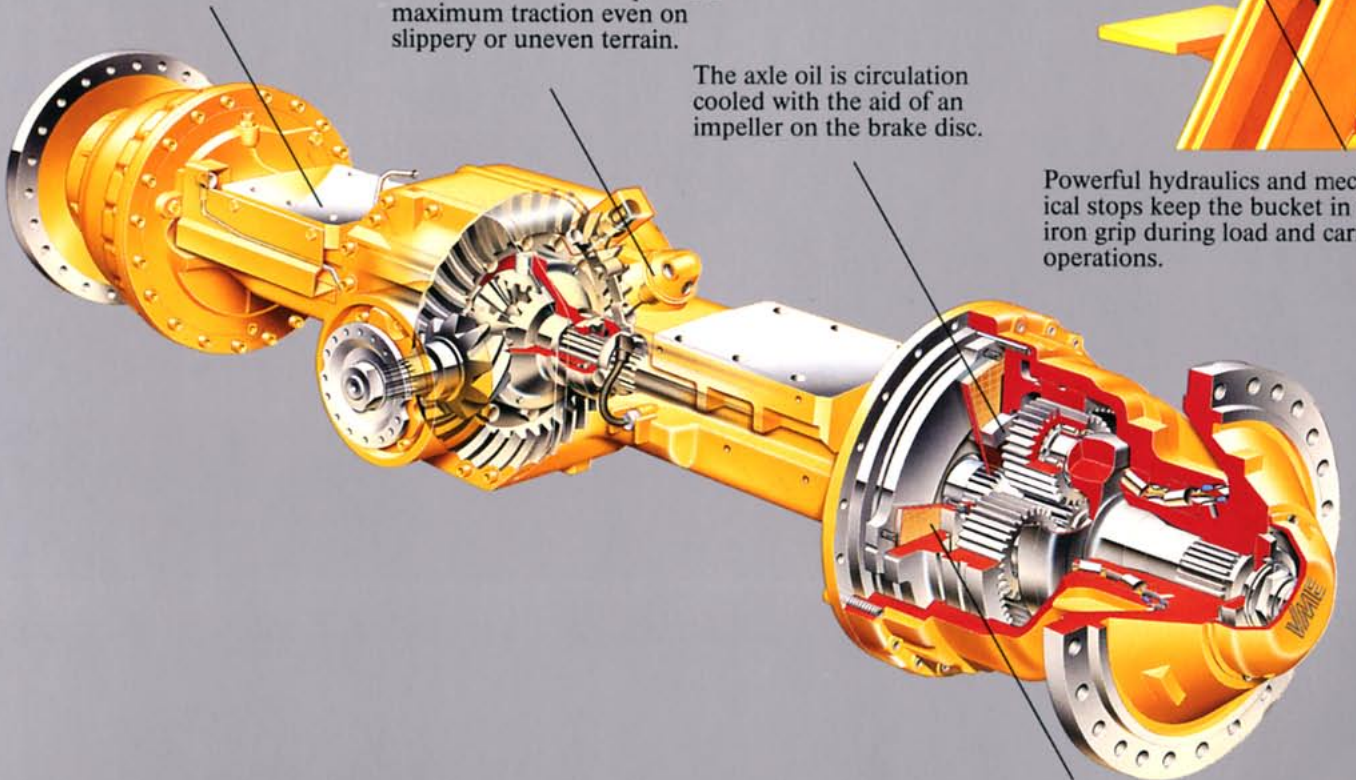
Our standard 4.2 m³ bucket is, like our other buckets, specially designed for TP-linkage. It gives the loader very good penetration capability for full bucket loads every time.

The L180 has a totally new axle design which has been developed by VME. The fully floating drive axles mean that the weight of the loader rests solely on the axle casing.

100% differential lock provides maximum traction even on slippery or uneven terrain.

The axle oil is circulation cooled with the aid of an impeller on the brake disc.

Powerful hydraulics and mechanical stops keep the bucket in an iron grip during load and carrying operations.



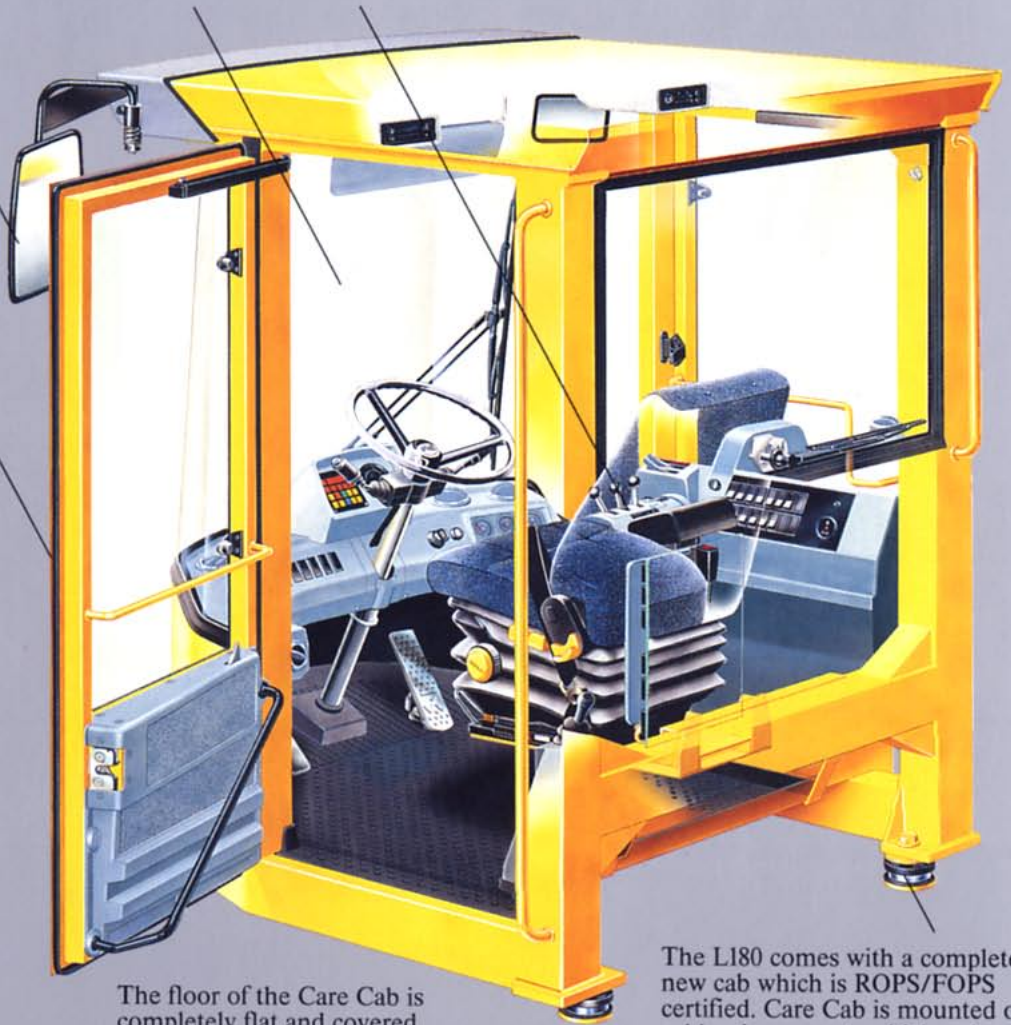
Dual-circuit, sealed wet disc brakes ensure longer life and better safety under all conditions.

Large, highly placed rear-view mirrors provide good visibility over the rear wheels and counterweight without blocking forward visibility.

The large wrap-around front windshield provides 15% more visibility than previous standard cabs.

On a console to the right of the operator's seat you'll find the short lever controls to the pilot-manuevered hydraulics.

The wide door opening and well-placed ladder and handles, which can be reached from ground level, make entering the cab easy.



The floor of the Care Cab is completely flat and covered with a fixed, easy-to-clean rubber mat.

The L180 comes with a completely new cab which is ROPS/FOPS certified. Care Cab is mounted on rubber iso mounts which reduce vibration and noise.


To facilitate servicing, all lubrication points are positioned to give easy access from ground level.

The display* to the new Con-
tronic electronic monitoring
system is found on the left
side of the instrument panel.
Contronic provides contin-
uous readouts on the loader's
condition in five different
languages.

Automatic Power
Shift is standard
equipment. The
control lever is used
for forward and re-
verse gear changes
as well as kickdown.

The new instrument panel gives
you full view of all instruments and
controls with the most important
ones within easy reach.

The efficient ventilation system
provides a reliable flow of fresh air
to the cab. Six adjustable vents are
found on the instrument panel out
of a total of 14 outlets.



*Optional equipment
on certain markets.

Experience makes the difference.



The new loader unit, TP-linkage (Torque Parallel Linkage), is designed for truly demanding construction work. TP-linkage combines the best from Volvo BM's parallel-system with advantages of the traditional Z-linkage.



Its unique geometry gives TP-linkage both high breakout torque and parallel action. Thanks to the newly designed T-link, 85% of the breakout torque remains within the whole lifting range. This means you get more breakout power both in the forward and backward tilting positions.



The L180's standard bucket is 4.2 m³. It is specially adapted for the carrying position and is held in place against the mechanical stops by substantial hydraulic forces. This ensures good stability and a minimum of spill during load and carry work.



High positioned loader arms give the L180 a long reach and high lift capability which facilitates loading of high and wide vehicles.



The L180 is made for all types of jobs within the quarrying and gravel field. And thanks to the optimum balance between the engine, transmission, and hydraulics, it's just as efficient at the rock-face as in rehandling.



The adjustable boom and bucket kick-out mechanism automatically assumes the right position for a level bucket and the optimum height for dumping. High and controlled dumping speeds give short cycle times.



The large radiator hood swings up easily. The radiator is suspended on shock-absorbing hinges and swings out for easy cleaning. The L180 has large, gas-strutted engine covers which fold up as a single unit to facilitate service and inspection.



The electronic Contronic monitoring system provides continuous readouts on the loader's condition. Contronic also serves as a handy diagnostic instrument for service personnel for faster servicing and greater availability.



To facilitate regular maintenance, all lubrication and control points are positioned for easy access from ground level. Double-sealed bearings increase dependability and operating life.



The new Care Cab is specially designed to meet the comfort and high productivity standards of the 90s. Care Cab has large windshields and sound-proofing on all open surfaces. All in all a pleasing working environment contributing to high productivity.



A wide door which opens wide, slip-free ladder with 15 degree tilt and handles which are reachable from ground level make entering the cab easy. Well-placed ladders and handles facilitate inspections and maintenance.



All the information you need on the loader can be found on the new instrument panel. Here's space for the Contronic cab display (optional) which provides continuous readouts on the loader's condition in five languages. The key operated engine cut-off is standard.



The hydraulics are finger-tip controlled with ease. Controls for forward/back (optional), kickdown and engine braking are also found on the console. This means you can operate all functions with your right hand and steer with your left.



Large windshield and the loader unit's "clean" design gives you good visibility over the wheels and bucket corners. The unique wrap-around windshield ensures a panoramic view, and the easily adjustable rear view mirrors are placed high so as not to block forward visibility.



Thanks to the placement of the rear-view mirrors, a quick look to the right and the left is all that's needed to see what's happening behind the loader. You can see the rear wheels and counterweight without any problem. The new Care Cab gives you complete control over your surroundings.



The L180 has a fuel injected, 12 litre, 211 kW (289 hp) Volvo turbo diesel engine with a maximum torque at 1100 rpm. This means low fuel consumption and power to spare to run the hydraulics, for example, when you're backing up with a full load.



The L180 has new axles of Volvo BM design. The drive axles are fully floating and the front axle has a 100% differential lock. The brake system has dual-circuit, circulation cooled, sealed wet disc brakes for longer life and safety.



The L180's countershaft transmission is, as with other Volvo BM transmissions, equipped with Automatic Power Shift (APS). Gear changes are made electrically and the operator only needs to choose forward/reverse and kickdown. It's easier than driving a car.





A real profit maker.

Power and precision, ease and comfort, safe and technically advanced. That's the Volvo BM L180 in a nutshell. A wheel-loader graced with both muscle and brains.

The new loader unit TP-linkage gives you power and breakout torque throughout the entire lifting range. And thanks to the precise parallel action and the tilt and lift hydraulics you can greatly reduce cycle times.

Intelligent features and systems make the L180 loader extremely easy to handle. The finger-tip controlled, pilot-maneuvered hydraulics and Automatic Power Shift are just a few examples. The purpose designed Care Cab enables any operator to find the perfect, most productive driving position.

Thanks to the electronic monitoring system, Contronic, you can maintain continuous control on the loader's condition. And Contronic can be used as a diagnostic instrument by service personnel for quick repairs.

The Volvo BM L180 together with its "little brother" the L150 represent the most advanced wheel-loader technology available. Loaders designed for high productivity and built with tomorrow's technology for operators of the 90's.

Volvo BM L150 and L180.
Probably the best wheel-loaders ever made!



VME Industries Sweden AB
S-631 85 ESKILSTUNA SWEDEN

Ref no 21 1 669 1986
Engelska