

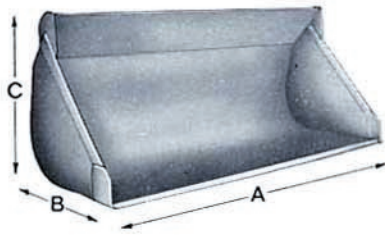


BM-VOLVO LM 845

STANDARD ATTACHMENTS

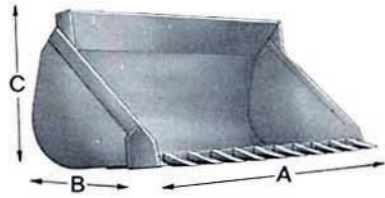


Bolt-on buckets




Straight lip without teeth

Sand and gravel
1.3 tons/yd³
(1.7 tons/m³)




Straight lip with teeth

Sand and gravel
1.2 tons/yd³
(1.7 tons/m³)



Truncated Vee lip without teeth


Sand and gravel
1.3 tons/yd³
(1.7 tons/m³)



Rock bucket, truncated Vee lip with teeth

Rock and hard gravel
1.3—1.5 tons/yd³
(1.7—2.0 tons/m³)

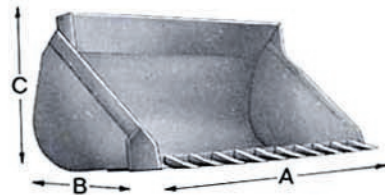
Snap-on attachments



Straight lip without teeth


Sand and gravel
1.3 tons/yd³
(1.7 tons/m³)

Soil and coal
0.8 tons/yd³
(1.1 tons/m³)



Straight lip with teeth


Sand and gravel
1.3 tons/yd³
(1.7 tons/m³)




Truncated Vee lip without teeth

Sand and gravel
1.3 tons/yd³
(1.7 tons/m³)

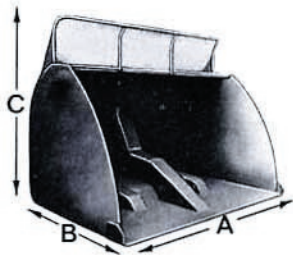
Part No.	Volume yd ³ (m ³)	A Width in (mm)	B Depth in (mm)	C Height in (mm)	Steel type Spec.	No. of teeth	Weight lb (kg)
96044	2¼ (1.7)	98½ (2 500)	36¼ (920)	40 (1 000)	S	—	1370 (620)
96047	2¼ (1.7)	98½ (2 500)	36¼ (920)	40 (1 000)	S	10	1520 (690)
96046	2¼ (1.7)	98½ (2 500)	43¼ (1 100)	40 (1 000)	S	—	1570 (715)
96045	2¼ (1.7)	98½ (2 500)	43¼ (1 100)	40 (1 000)	S	3	1710 (775)
95611	2¼ (1.7)	98½ (2 500)	36¼ (920)	40 (1 000)	S	—	1290 (585)
95538	2.5 (1.9)	98½ (2 500)	40½ (1 030)	42 (1 070)	S	—	1460 (660)
95612	2¼ (1.7)	98½ (2 500)	36¼ (920)	40 (1 000)	S	10	1440 (655)
95539	2¼ (1.7)	98½ (2 500)	43¼ (1 100)	40 (1 000)	S	—	1500 (680)



Rock bucket, truncated Vee lip with teeth
 Rock and hard gravel
 1.3—1.5 tons/yd³
 (1.7—2.0 tons/m³)

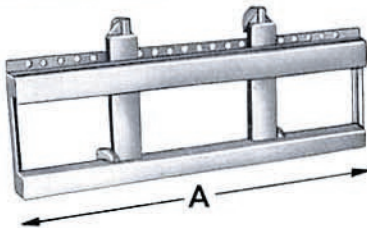


Straight lip without teeth
 Snow
 0.5—0.8 tons/yd³
 (0.7—1.0 tons/m³)

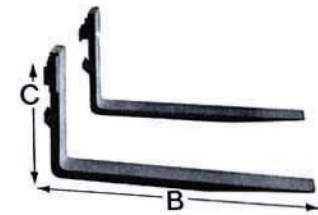


Straight lip without teeth
 Chips, coke
 0.4 tons/yd³
 (0.5 tons/m³)
 High-dumping

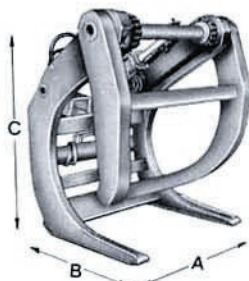
Forks, etc.



Fork frame

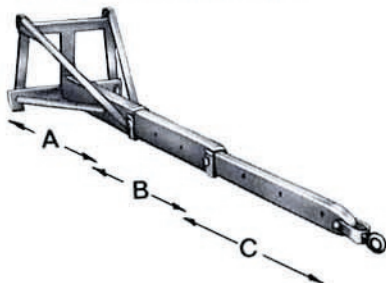


Fork tines



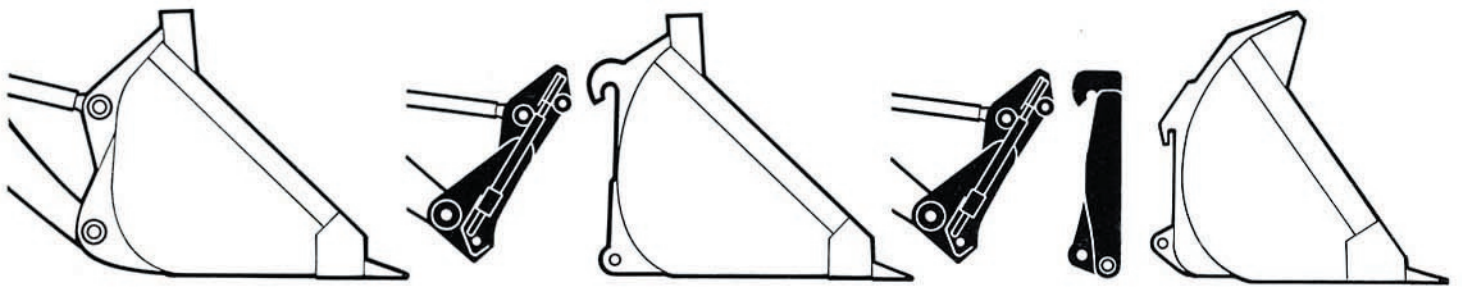
Log clamp
 Griparea 1,1 m²

Other attachments



Crane jib, 3-section, mechanical
 Lifting effort at max. outreach 1870 lb (850 kg)

Part No.	Volume yd ³ (m ³)	A Width in (mm)	B Depth in (mm)	C Height in (mm)	Steel type Spec.	No. of teeth	Weight lb (kg)
95613	2 ¹ / ₄ (1.7)	98 ¹ / ₂ (2 500)	43 ³ / ₄ (1 100)	40 (1 000)	S	3	1630 (740)
95536	3.9 (3.0)	98 ¹ / ₂ (2 500)	52 ³ / ₄ (1 340)	49 (1 245)	S	—	1810 (820)
95811	6.5 (5.0)	98 ¹ / ₂ (2 500)	64 (1 625)	77 ³ / ₄ (1 975)	S	—	2580 (1 170)
95813	—	47 ¹ / ₂ (1 200)	—	—	—	—	375 (170)
95817	—	78 ³ / ₄ (2 000)	—	—	—	—	550 (250)
95816	—	—	41 ¹ / ₂ (1 050)	—	—	—	176 (80)
95815	—	—	48 ¹ / ₄ (1 225)	—	—	—	220 (100)
95814	—	—	57 (1 450)	—	—	—	287 (130)
95647	—	59 (1 500)	37 ¹ / ₂ (950)	65 (1 650)	—	—	2050 (930)
95535	—	69 (1 750)	114 ¹ / ₄ (2 900)	157 ¹ / ₂ (4 000)	—	—	660 (300)



Fixed attachment for continuous bucket loading.

Bracket with snap-on attachment coupling with hydraulic or mechanical locking.

Bracket for other LM all-round attachments.



BOLINDER-MUNKTELL

— a member of the Volvo Corporation,
Eskilstuna, Sweden