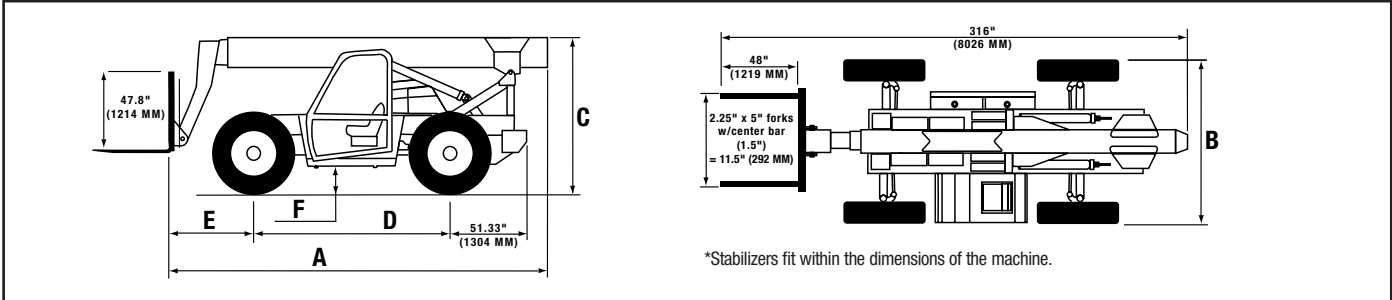


VR-1056C Material Handlers

SPECIFICATIONS




MACHINE DIMENSIONS*		FT / IN	MM
Overall Length (less forks)	A	22' 6"	6858
Overall Width	B	8' 6"	2591
Overall Height	C	8' 2"	2482
Wheelbase	D	11' 1/2"	3366
Drive Axle to Carriage Front	E	6' 1"	1852
Ground Clearance	F	1' 4"	406
Operating Weight**		31,528 lb	14331 kg
Tread Width		7' 2"	2180
Boom Extension		35' 4"	10763
Max Forward Reach		41' 6"	12649
Max Lift Height		56' 2"	17120
Max Reach @ Max Lift Height		8' 8"	2641
Practical Placement Height		54' 4"	16561
Max Reach @ Practical Placement Height		12' 0"	3658
Max Reach Below Grade w/ Standard Carriage		3' 4"	1016
TURNING RADIUS		FT / IN	MM
To Outside of Tires		12' 10"	3892
To Inside of Tires		6' 0"	1829
PERFORMANCE		LB	KG
WITH STABILIZERS DOWN			
Boom Retracted @ Max Height		10,000	4545
Capacity @ Max Height		6,000	2727
Capacity @ Max Reach		3,000	1364
WITH STABILIZERS UP			
Boom Retracted @ Max Height		10,000	4545
Capacity @ Max Height		4,000	1818
Capacity @ Max Reach		450	204
FRAME LEVELING AT BOOM ANGLE LESS THAN 40°			
		Right 10°	
		Left 10°	
FRAME LEVELING AT BOOM ANGLE GREATER THAN 40°			
		Right 4°	
		Left 4°	

56-ft 2-in
Maximum Lift Height

110 hp
EPA Tier II
Turbocharged Diesel Engine

10,000 lb
Rated Lift Capacity



* Vehicle dimensions with 24-in (600 mm) load center.

** Lightest machine — no attachment, air-filled tires and open ROPS.

VR-1056C Material Handlers

SPECIFICATIONS

BOOM

Boom Type	4-stage
Max Boom Angle	70°
Min Boom Angle	-6°
Telescope Extend Speed	19.1 seconds
Telescope Retract Speed	16.1 seconds
Boom Raised	13.7 seconds
Boom Lowered	11.7 seconds
Carriage Rotation	113°

ENGINE

Make / Model	Cummins QSB4.5-30-T
Fuel / Cooling	Diesel / liquid
SAE net hp	110 hp (82.1 kW)
Fuel Tank Capacity	35 gal (132.65 L)

OPERATION

Steering	2-wheel, 4-wheel or crab steering available controlled by steering wheel
Drive	All-wheel drive
Hydraulics	Boom lift, telescope, carriage rotate, & auxiliary boom circuit controlled by single joystick. Stabilizers controlled by console switch.
Transmission	3-speed powershift with soft shift

STANDARD FEATURES

- Rear axle stabilization
- Single joystick control
- Single auxiliary hydraulics
- Stabilizers
- Air cleaner restriction indicators
- Back-up alarm
- Boom angle indicator
- Cup holder
- Engine coolant heater
- Frame level indicator
- Horn and seat belt
- Lockable engine hood
- 12V power port
- Lockable battery cover
- Lockable fuel tank cap
- Lockable hydraulic tank cap
- Lockable toolbox
- Rear wiper/washer

OPTIONS / ACCESSORIES

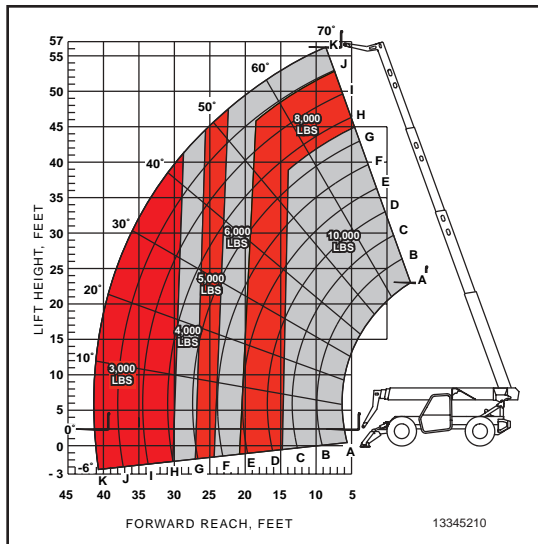
- Air conditioning
- All-weather cab w/ heat
- Boom lights
- Dual joystick control
- Ether cold start
- Fenders
- Front and rear worklights
- Full-suspension seat
- Pintle hook
- Road lights
- Rotating beacon
- Specialty-tire options
- Turn signals / flashers / brake lights
- Vandal protection

ATTACHMENTS*

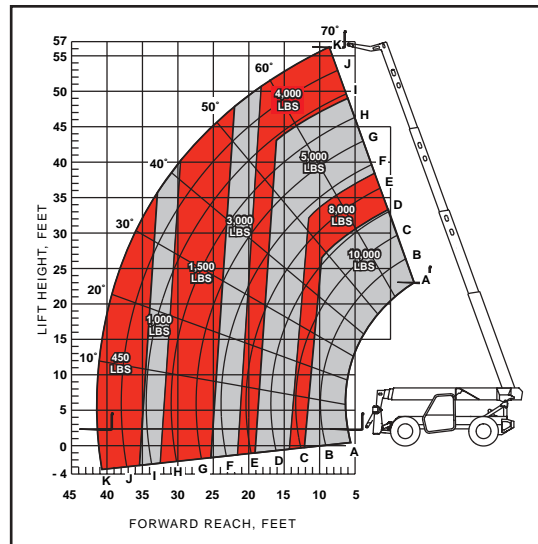
- Buckets
- Drywall handler
- Side-tilt carriages
- Swing carriages
- Truss booms
- Various width carriages

* Contact your local Ingersoll-Rand distributor for additional attachment options.

VR-1056C with stabilizers down



VR-1056C with stabilizers up



Always read and understand the published rated load capacity for the material handler model you are operating and do not exceed it. Load ratings per ASME B56.6 — 1992.

