



Volvo Construction Equipment

ATTACHMENTS

Volvo Excavator Buckets, Quick Couplers, Tiltrotators





Matched attachments

No manufacturer is better at designing buckets for Volvo machines than Volvo. The purpose-built buckets have been planned as an integrated part of the excavator for which they're intended - delivering precise control and superior productivity. From the bucket to the quick coupler, tiltrotator, hydraulics and factory installed control system, everything is engineered to match and supplied and supported by Volvo.

The perfect match.

Introducing the new range of excavator buckets from Volvo. These durable attachments are designed to perform in perfect harmony with Volvo excavators – in the specific environments and applications machine owners operate in. Whether you're digging, trenching, grading or moving material, Volvo has the right bucket for the job.



Optimized shape



Volvo buckets are built strong and designed for optimized performance. The progressive radius makes it easier to dig and provides low resistance – increasing productivity. The flat top maintains breakout force and the long floor improves fuel efficiency by ensuring the bucket is easy to fill.

Volvo Tooth System

Volvo teeth are designed to withstand high force and extreme stress. With a perfect fit between the tooth and adapter, strength and wear resistance are built in for long change intervals. The high quality, robust and reliable tooth system features a patented vertical locking device – ensuring quick and easy mounting and removal.



Grading bucket

The grading bucket has angled corners. This allows the bucket to work in close proximity to objects.

Wear parts

Volvo offers a selection of economical, replaceable wear parts to protect its durable, high tensile strength steel buckets. With a range including side and corner shrouds, teeth, adapters and segments, customers can tailor their wear protection to meet specific job demands.

The ultimate combination.

A Volvo excavator and bucket together with a factory fitted quick coupler and Steelwrist® tiltrotator delivers the ultimate combination of high productivity, safety, precise control and reduced fuel consumption. Experience a new way of working and get the job done with Volvo.


Compact design

The compact design of the tiltrotator results in improved digging performance and fuel efficiency.



Front pin lock technology

For ultimate safety when changing attachments, front pin lock technology prevents the bucket from falling even if the operator fails in the connection procedure. The positive lock indication system displays green when the bucket is in a secure position.



Single quick coupler switch

The factory fit control system automatically prevents the opening of the top quick coupler if a tiltrotator is attached – increasing safety when changing attachments.

One-piece casting

Designed to withstand increased forces when using a tiltrotator, the quick coupler is cast in one piece from high tensile strength steel – providing maximum durability. This delivers a lightweight design and unrivaled performance.



Factory fitted solution

Volvo is the only manufacturer to offer a factory-fitted tiltrotator for both its wheeled and crawler excavators. The control system senses when a tiltrotator is not connected and permits proportional hydraulic flow to the fitted attachment. The Volvo fitted control system provides superior quality and is fully supported in terms of parts and warranty.

Superior efficiency.



Optimized shape

With a progressive radius, flat top and long floor, Volvo buckets are shaped for performance and optimized productivity.



Front pin lock technology

For increased safety when changing attachments, front pin lock technology prevents the bucket from falling. The system displays green when the attachment is in a secure position.



Factory fitted solution


The Volvo factory fitted tiltrotator system provides superior quality and is fully supported in terms of parts and warranty



Matched attachments

Volvo buckets have been designed as an integrated part of the excavator for which they're intended – delivering precise control and superior productivity.





High strength steel

For maximum strength and durability the quick coupler is made from high tensile strength steel.

One-piece casting

The quick coupler is cast in one piece – ensuring a lightweight design and maximum strength and durability

Wear parts

Volvo offers a selection of economical, replaceable wear parts to protect its durable, high tensile strength steel buckets.

Compact design

The compact design of the Steelwrist® tiltrotator results in improved digging performance and higher fuel efficiency.

Vertical tilt cylinders

The vertical tilt cylinder design of the tiltrotator enables effective digging in narrow trenches when using a Volvo trenching bucket.

Match and attach.



Tiltrotator Grading bucket (TGX)

The grading bucket has been optimized for use with a tiltrotator and is designed for accurate and precise landscaping, finishing and sloping jobs. Angled corners allow the bucket to work in close proximity to objects. The bucket easily rotates when full without dropping material.

- Angled corners.
- Extended cutting edge.
- Side and bottom wear protection.

Cable bucket (CAX)

Designed for work in narrow trenches and commonly used when laying cables. The bucket's long profile allows it to work close to pipes and cables.

- Extended cutting edge
- Narrow design
- Side and bottom wear protection.

General purpose bucket (GPX)

This bucket is intended for digging and moving loose material such as sand, clay, dirt and gravel.

- Side and bottom wear protection.
- Volvo general purpose tooth system fitted as standard (GPE).



Heavy-duty bucket (HDX)

The reinforced heavy-duty bucket is designed for digging and excavating in abrasive materials. This bucket can also be used for trenching or moving materials when a high load capacity is required.

- Extended side and bottom wear protection.
- Volvo heavy-duty, high abrasion tooth system fitted as standard (AMRE/ARXE).
- Reinforced upper bucket structure.

Extreme-duty bucket (EDX)

The extreme-duty bucket is designed to work in the toughest applications and most demanding environments.

- Extended side and bottom wear protection.
- Bottom corner shrouds and segments.
- Delta shaped cutting edge and bolt on side shrouds fitted as standard on EC380-EC700.
- Volvo heavy-duty, high abrasion tooth system fitted as standard (ARXE).
- Reinforced upper bucket structure



Symmetrical quick coupler

Easily switch between attachments with the S6, S60 and S70 quick couplers.

- The S60 and S70 quick couplers are fully cast and feature front pin lock technology.
- Lightweight design.
- Low build height.
- Tight fit to the attachment.
- Shim-free design.

Volvo S-type quick coupler

Easily switch between attachments with the S1, S2 and S3 quick couplers.

- Lightweight design.
- Low build height.
- Tight fit to the attachment.

Direct fit

Direct fit to the dipper arm is the best solution when the machine is dedicated to one application, such as mass excavation.

- Maximizes productivity and delivers the shortest tip radius.



Steelwrist® tiltrotators

Steelwrist® tiltrotators provide a superior tilt angle for greater flexibility with maximum strength and durability. The compact design boasts the lowest build height on the market – resulting in improved digging performance and higher fuel efficiency.

- Front pin lock technology.
- Fully cast.
- 45° tilt angle.
- Vertical tilt cylinders.
- Factory fitted control system.
- Optional four finger gripper.

Volvo tiltrotator control system

Factory fitted control system complete with two joysticks and a touchscreen.

- The unique auto-tuning feature optimizes the hydraulic flow to preserve fuel.
- Ergonomic, adjustable, joysticks with four rollers allow the operator to control multiple functions simultaneously.
- A clinometer displays tilt, rotation and bucket angle.
- Easy to use color touchscreen.
- Preferences can be set-up in the control system for 4 different operators.

Specifications.

GENERAL PURPOSE BUCKET (GPX)

Machine Model	EC140E - EW140D - ECR145E		EC160E - EW160E		EC180E		EW180E - EW210D		
Quick Coupler Interface	S1, S60		S1, S60		S1, S60		S1, S60, S70		
Width mm	940	1 000	1 050	1 100	955	1 050	965	1 060	1 145
Volume	650	700	750	800	800	900	800	910	1 000
Weight	514	536	592	621	674	716	722	765	788
Teeth (4) GPE, BL Adapter	15	15	20	20	20	20	20	20	20
Cutting Edge Thickness mm	30	30	40	40	40	40	40	40	40

GENERAL PURPOSE BUCKET (GPX)

Machine Model	EC220E - ECR235E			EC250E			EC300E		
Quick Coupler Interface	S1, S70			S1, S70			S2, S70, DF		
Width mm	1 170	1 250	1 330	1 270	1 340	1 410	1 340	1 400	1 470
Volume	1 100	1 200	1 300	1 300	1 400	1 500	1 510	1 600	1 710
Weight	946	990	1 039	1 125	1 167	1 214	1 387	1 429	1 499
Teeth (4) GPE, BL Adapter	30	30	30	40	40	40	40	40	40
Cutting Edge Thickness mm	40	40	40	40	40	40	40	40	40

HEAVY DUTY BUCKET (HDX)

Machine Model	EC220E - ECR235E			EC250E			EC300E		
Quick Coupler Interface	S1, S70			S1, S70			S2, S70, DF		
Width mm	1 170	1 250	1 330	1 270	1 340	1 410	1 340	1 400	1 470
Volume	1 100	1 200	1 300	1 300	1 400	1 500	1 510	1 600	1 710
Weight	1 054	1 105	1 151	1 225	1 269	1 313	1 496	1 540	1 592
Teeth (4) AMRE / ARXE	40	40	40	55	55	55	55	55	55
Cutting Edge Thickness mm	40	40	40	50	50	50	50	50	50

HEAVY DUTY BUCKET (HDX)

Machine Model	EC380E			EC480E			EC700C		
Quick Coupler Interface	S3, S80, DF			S3, S90 - 620 (G90), DF			DF		
Width mm	1 580	1 700	1 820	1 760	1 850	1 950	2 140	2 220	2 300
Volume	2 000	2 200	2 400	2 800	3 000	3 200	4 200	4 400	4 600
Weight	2 214	2 334	2 454	3 155	3 265	3 385	4 863	4 959	5 120
Teeth (4) AMRE / ARXE	65	65	65	80	80	80	125	125	125
Cutting Edge Thickness mm	60	60	60	70	70	70	70	70	70

EXTREME DUTY BUCKET (EDX)

Machine Model	EC220E - ECR235E			EC250E			EC300E		
Quick Coupler Interface	S1, S70			S1, S70			S2, S70, DF		
Width mm	1 250			1 250			1 400		
Volume	1 200			1 409			1 600		
Weight	1 251			1 290			1 726		
Teeth (4) ARXE	40			55			55		
Delta Cutting Edge	N			N			N		
Bolted Side Shroud	N			Y			Y		
Cutting Edge Segments	N			N			N		
Bottom Corner Shrouds	Y			Y			Y		
Cutting Edge Thickness mm	40			50			50		

EXTREME DUTY BUCKET (EDX)

Machine Model	EC380E		EC480E		EC700C	
Quick Coupler Interface	S3, S80, S90, 620 mm, DF		S3, S 90 - 62 mm (G90), DF		DF	
Width mm	1 580	1 700	1 760	1 850	2 140	2 220
Volume	2 000	2 200	2 800	3 000	4 200	4 400
Weight	2 525	2 660	3 470	3 655	5 223	5 322
Teeth (4) ARXE	65	65	80	80	125	125
Delta Cutting Edge	Y	Y	Y	Y	Y	Y
Bolted Side Shroud	Y	Y	Y	Y	Y	Y
Cutting Edge Segments	Y	Y	Y	Y	Y	Y
Bottom Corner Shrouds	Y	Y	Y	Y	Y	Y
Cutting Edge Thickness mm	60	60	70	70	70	70

TILTROTATOR GRADING BUCKET (TGX)				
Machine Model	EC140E - EW140D - ECR145E	EC160E - EW160E	EC180E	EW180E - EW210D
Quick Coupler Interface	S1, S60	S1, S60	S1, S60	S1, S60, S70
Weld-On Edge Width mm	1 600	1 600	1 800	1 800
Volume	820	820	960	1 060
Weight	519	540	620	770

TILTROTATOR GRADING BUCKET (TGX)				
Machine Model	EC220E - ECR235E	EC250E	EC300E	
Quick Coupler Interface	S1, S70	S1, S70	S2, S70, DF	
Width mm	1 800	2 000	2 000	2 000
Volume	1 150	1 330	1 450	1 600
Weight	840	935	1 050	1 217

CABLE BUCKET (CAX)					
Machine Model	EC140E - EW140D - ECR145E	EC160E - EW160E - EC180E	EW180E - EW210D		
Quick Coupler Interface	S1, S60	S1, S60	S1, S60, S70		
Weld-On Edge Width mm	500	700	500	700	800
Volume	325	540	325	540	650
Weight	366	453	397	488	570

CABLE BUCKET (CAX)					
Machine Model	EC220E - ECR235E	EC250E	EC300E		
Quick Coupler Interface	S1, S70	S1, S70	S2, S70, DF		
Weld-On Edge Width mm	570	800	670	900	900
Volume	360	650	550	850	850
Weight	534	686	721	872	984

QUICK COUPLER GUIDE										
Machine Model	EC140E - EW140D - ECR145E	EC160E - EW160E - EC180E		EW180E - EW210D			EC220E - ECR235E		EC250E - EC300E	
Quick Coupler Interface	S60	S1	S60	S1	S60	S70	S1	S70	S2	S70
Weight kg	133	210	140	210	147	241	210	310	280	300
Shaft Diameter mm	60	-	60	-	60	70	-	70	-	70
Building height mm	130	275	135	275	135	175	275	200	288	200
Width mm	340	400	340	400	340	450	400	450	501	450
Length mm	480	-	480	-	480	600	-	600	-	600

TILTROTATOR						
Machine Model	EC140E - EW140D - ECR145E	EC160E - EW160E	EC180E - EW180E	EC220E - EW210D - ECR235E	EC250E	EC300E
Steelwrist® Model	X18	X20	X20	X26	X26	X32
Width mm	612	612	612	690	690	729
Length mm	726	726	726	816	852	870
Build Height mm	449	449	449	508	512	625
Weight (from) kg	400	400	400	445	570	840
Width with gripper mm	697	697	697	717	805	807
Length with gripper mm	900	900	900	1 003	1 067	1 167
Gripper Opening Reach mm	820	820	820	820	960	967
Weight with gripper (from) kg	510	510	510	560	695	965

Tiltrotators come with a selection of different quick couplers, consult your dealer.

VOLVO

Volvo Construction Equipment

www.volvoce.com