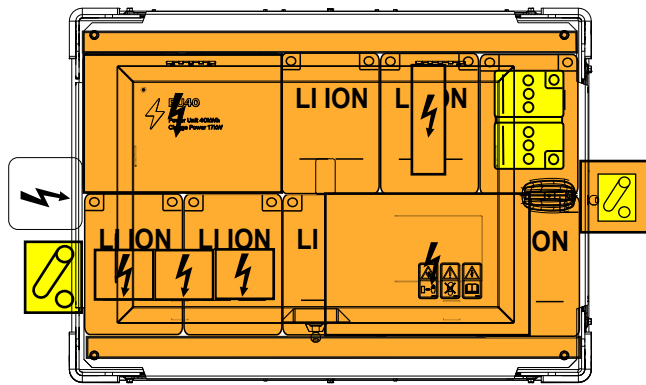


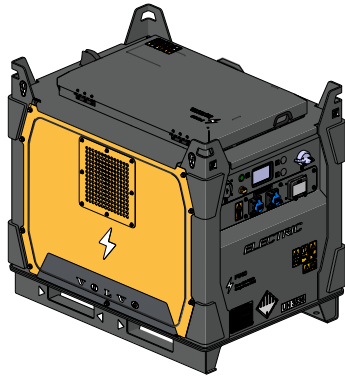




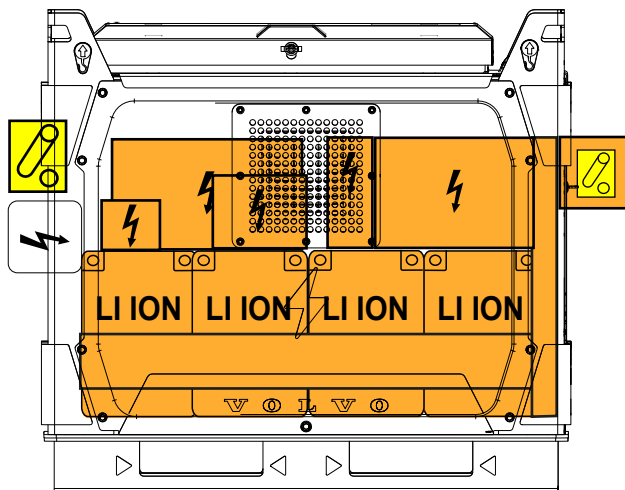
# VOLVO

## PU 40

PRODUCTION START: 2024



6 lithium  
-ion  
batteries



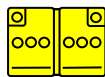
6 lithium  
-ion  
batteries



High voltage lithium-ion  
battery



Low voltage device  
that disconnects the  
high voltage



Low voltage battery



High voltage  
component



Ignition key



Other control



High voltage  
cable

Identification number

54116502

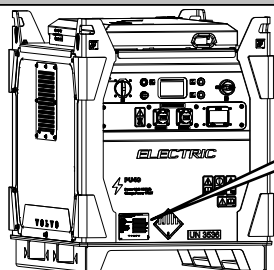
Version number

01/2024

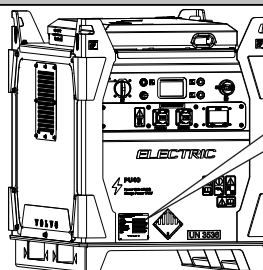
Page number

1

# 1. Identification/recognition



**ELECTRIC**




Valm Construction Equipment	
Type/Model	
Product name	
Product identification number	
Main voltage	Vac
Frequency	Hz
Maximal input current	A
Degree of protection	IP
Charging voltage range	Vdc
Manufacturing Year	
Weight	kg
Made in	

CE

# 2. Immobilisation/stabilization/lifting

- 1** 1. Points of lifting  
2. Ventilation  
3. Lifting points for forks  
4. Stackable construction

# 3. Disable direct hazardous/safety regulations

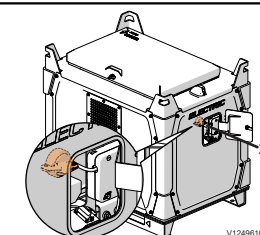



- 1** Turn off the power switch (1) to the off position.

- 2** Open the service flap.

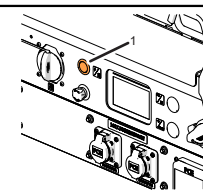
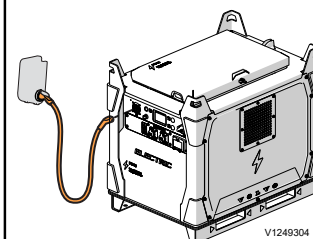


- 3** Turn the battery disconnect switch (2) to the off position.



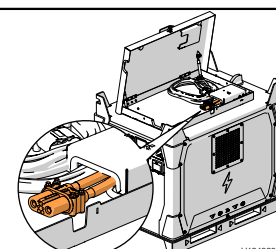
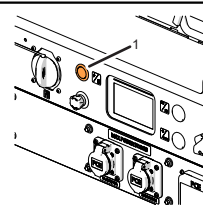
➡ If the machine is charging and connected with a **standard charging connector**

- 1** Disconnect the connector from the charging source, if possible.
- 2** Press the button (1) (charging initiating button) to interrupt the charging procedure.
- 3** Disconnect the connector from the machine.



➡ If the machine is charging and connected with a **fast charging connector**

- 1** Press the button (1) on charger or PU to interrupt charging (if in danger this go directly to point 2).
- 2** Open the hatch.
- 3** Disconnect connector from PU.



Identification number

54116502

Version number

01/2024

Page number

2

## 4. Stored energy / liquid / gases / solid

48 V high voltage lithium-ion battery



## 5. In case of fire



Use large sustained volume of water for lithium-ion battery related fire.



Class ABC fire extinguisher can be used if other materials are involved.



In case of thermal runaway, hydrogen fluoride can be released by the lithium-ion batteries.

## 6. In case of water submersion



The damage level of a submerged device may not be visible.

Submersion in water can damage 12 V and 48 V components.

Handling a submerged device without appropriate Personal Protective Equipment (PPE) will result in serious injury or death from electric shock.

Avoid any contact with 48 V cables and electric components.

If possible disable direct hazards (See chapter 3).

## 7. Towing / transportation / storage



If the traction batteries are damaged, there can be a risk of thermal or chemical reaction.

The device met with an accident must be stored in a suitable place by maintaining a safe distance from other vehicles, buildings and combustible objects.



Risk of late fire can happen, after the fire suppression or in case the lithium-ion batteries are damaged.

Observe the device for a minimum period of 48 hours using a thermal infrared camera.

## 8. Important additional information



Do not cut any orange cables.

Do not touch any high voltage cables and electric components.

Do not perform any operation on a damaged vehicle without appropriate Personal Protective Equipment (PPE).