


Volvo Wheel Loaders 50.0-56.3 t 532 hp

# L350H

Volvo Construction Equipment

# L350H



# Better, faster, stronger



## Built for demanding jobs

- Reinforced upper center hinge bearing
- Updated frames to accommodate new Volvo transmission and axles
- Heavy-duty axles with fully floating shafts planetary hub reduction
- Proven Z-bar lifting arm with double sealing on each of the pins
- Range of Volvo Attachments



## Faster and more fuel efficient

- Up to 10% more productive with new lift/tilt cylinders and increased hydraulic working pressure
- Up to 15% greater fuel efficiency thanks to 3rd generation OptiShift
- Increased tractive force up to 22%, depending on machine gear and engaged speed
- Optimized gear shifting ratio
- Rimpull control
- Compatible with HVO alternative fuel



## Operator in focus

- Remote-controlled door opening
- Choice of seats available with a 3-point seatbelt
- Secondary steering system
- Comfort Drive Control lever steering
- Choice of three hydraulic modes
- Bucket leveling function
- Electrically adjusted heated rearview mirrors (Option)
- Rearview camera, radar detect system (Option)



## Load Assist

Suite of apps accessed from the 10” Volvo Co-Pilot display

- On-Board Weighing
- Operator Coaching
- Tire Pressure Monitoring System



## More uptime

- 1 000-hour engine service intervals
- 4 000-hour (or 18 months) axle oil change intervals, made possible by the external axle oil cooler with filtration
- Engine side hood panels, easily accessed cooling package
- Breather filters
- Maintenance-free rear axle trunnion bearings
- Automatic lubrication system (Option)



## Volvo Services: boost your profits

- Productivity and Fuel Efficiency Reports
- ActiveCare
- Operator Training Program
- Volvo Site Simulation
- Maintenance and Repair agreements
- Genuine Volvo Parts

# Volvo L350H in detail

## Engine

V-ACT, 16 liter, 6-cylinder straight VGT (Variable Geometry Turbocharged) diesel engine with 4 valves per cylinder, overhead camshaft and electronically controlled unit injectors. The engine has wet replaceable cylinder liners and replaceable valve guides and valve seats. Cooled EGR (Exhaust Gas Recirculation) and exhaust after treatment with EATS-Muffler (Exhaust After Treatment System) including DOC (Diesel Oxidation Catalyst), DPF (Diesel Particulate Filter) and SCR (Selective Catalytic Reduction) with an electronically controlled UDS (Urea Dosing System).
Stage V after treatment system features passive DPF regeneration with an AHI (After treatment Hydro carbon Injection) device.

| Engine | Volvo | D16J |
|---|---|---|
| Max. power at | rpm | 1 700 - 1 800 |
| ECE R120 net | kW | 397 |
| | hp | 532 |
| ISO 9249, SAE J1349 net | kW | 395 |
| | hp | 530 |
| Max. torque at | rpm | 1 400 |
| ECE R120 net | Nm | 2 550 |
| ISO 9249, SAE J1349 net | Nm | 2 547 |
| Economic working range | rpm | 1 000 - 1 500 |
| Displacement | lit | 16.1 |

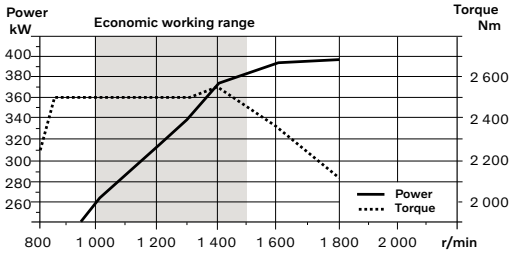


## Electrical System

**Central warning system:** Contronic electrical system with central warning light and buzzer for following functions: - Serious engine malfunction - Low steering system pressure - Overspeed warning engine - Interruption in communication (computer error) Central warning light and buzzer with gear engaged for the following functions: - Low engine oil pressure - High engine oil temperature - High charge-air temperature - Low coolant level - High coolant temperature - High crankcase pressure - Low transmission oil pressure - High transmission oil temperature - Low brake pressure - Engaged parking brake - Brake charging failure - Low hydraulic oil level - High hydraulic oil temperature - Overspeeding in engaged gear - High brake cooling oil temperature front and rear axles.

| | | |
|---|---|---|
| Voltage | V | 24 |
| Batteries | V | 2 x 12 |
| Battery capacity | Ah | 2 x 170 |
| Cold cranking capacity, approx | A | 1 000 |
| Alternator rating | W/A | 3 640 / 130 |
| Starter motor output | kW | 7 |

## Drivetrain

**Torque converter:** 3-element ,1-stage, 2-phase torque converter with Lock-Up function.
**Transmission:** Volvo countershaft transmission with Electronic Controlled Modulation (ECM) for fast and smooth shifting of 4 gears forward and reverse. Volvo Automatic Power Shift (APS) gear shifting system with fully automatic shifting 1-4 and mode selector with 4 different gear shifting programs, including AUTO mode. Also equipped with Rimpull control to avoid wheel spin and optimize bucket filling.
**Axles:** Fully floating axle shafts with double planetary-type heavy duty hub reductions. Fixed front axle and oscillating rear axle.
**Optional:** Limited-slip differentials in front and rear axle.

| | | |
|---|---|---|
| Transmission | | HTL 500 |
| Torque multiplication, stall ratio | | 2.45 |
| **Maximum speed, forward/reverse** | | |
| 1st gear | km/h | 6.9 |
| 2nd gear | km/h | 12.2 |
| 3rd gear | km/h | 21.9 |
| 4th gear | km/h | 37.7 |
| Measured with tires | | 35/65 R33 L4 |
| Front axle/rear axle | | Volvo AHW 91/ AHW 91 |
| Rear axle oscillation | ±° | 12 |
| Ground clearance | mm | 550 |
| at oscillation | ° | 12 |

## Steering System

**Steering system:** Load-sensing hydrostatic articulated steering with an accumulator system and a non-pressurized tank.
**System supply:** The steering system has priority feed from a load-sensing axial piston pump with variable displacement.
**CDC:** Speed dependent electro-hydraulic power steering system with closed center hydrostatic back-up and end-stroke damping.

| | | |
|---|---|---|
| Steering cylinders | | 2 |
| Cylinder bore | mm | 110 |
| Rod diameter | mm | 70 |
| Stroke | mm | 595 |
| Working pressure | MPa | 27 |
| Maximum flow | l/min | 370 |
| Maximum articulation | ±° | 37 |

## Service Refill

**Service accessibility:** Large, easy-to-open service doors with gas struts. Swing-out radiator grille. Fluid filters and component breather filters promote long service intervals. A quick-fit adapter on the hydraulic tank provides faster hydraulic oil fill. Possibility to monitor, log, and analyze data to facilitate troubleshooting.

| | | |
|---|---|---|
| Fuel tank | lit | 540 |
| DEF/AdBlue® tank | lit | 53 |
| Engine coolant | lit | 73 |
| Hydraulic oil tank | lit | 365 |
| Transmission oil | lit | 134 |
| Engine oil | lit | 55 |
| Axle oil front | lit | 140 |
| Axle oil rear | lit | 146 |

## Hydraulic System

**System supply:** Two load-sensing axial piston pumps with variable displacement. The steering function always has priority from one of the pumps.
**Valves:** Double-acting 2-spool valve. The main valve is controlled by an electric pilot.
**Lift function:** The valve has three positions; raise, hold and lower. Inductive/magnetic automatic boom kickout can be switched on and off and is adjustable to any position between maximum reach and full liftning height.
**Tilt function:** The valve has three functions; rollback, hold, and dump. Inductive/magnetic automatic bucket positioner can be switched on and off.
**Cylinders:** Doubleacting cylinders for all functions.
**Filter:** Full-flow filtration through 10 micron (absolute) filter cartridge.
**Hydraulic oil cooler:** Air cooled oil cooler mounted on radiator.

| | | |
|---|---|---|
| Working pressure maximum, pump 1 for working hydraulic system | MPa | 27 |
| Flow | l/min | 343 |
| at | MPa | 10 |
| engine speed | rpm | 1 800 |
| Working pressure maximum, pump 2 for steering-, brake-, pilot- and working hydraulic system | MPa | 29 |
| Flow | l/min | 400 |
| at | MPa | 10 |
| engine speed | rpm | 1 800 |
| Working pressure maximum, pump 3 for brake- and cooling fan system | MPa | 26 |
| Flow | l/min | 84 |
| at | MPa | 10 |
| engine speed | rpm | 1 800 |
| **Cycle times** | | |
| Lift | s | 7.1 |
| Tilt | s | 1.9 |
| Lower, empty | s | 4.3 |
| Total cycle time | s | 13.3 |

Raise and tilt cycle times with load according to ISO 14397 and SAE J818

## Lift Arm System

Z-bar linkage system with high breakout forces. The lift arms are single plate construction with a high-strength steel cast cross tube. The single bell crank and bucket link are nodular iron castings.

| | | |
|---|---|---|
| Lift cylinders | | 2 |
| Lift cylinder bore | mm | 190 |
| Lift cylinder piston rod diameter | mm | 110 |
| Lift cylinder stroke | mm | 1 264 |
| Tilt cylinder | | 1 |
| Tilt cylinder bore | mm | 250 |
| Tilt cylinder piston rod diameter | mm | 120 |
| Tilt cylinder stroke | mm | 728 |

## Brake System

**Service brake:** Service brakes are dual circuit all-hydraulic multidisc brakes with nitrogen-charged accumulators and automatic slack adjusters. Outboard-mounted oil-cooled, wet disc brakes at each wheel. Transmission disengagement during braking can be preselected in Contronic.
**Parking brake:** 3 calliper (dry) spring applied, electro hydraulically released via a swich on dash board. Applies automatically when the key is turned off.
**Secondary brake:** Dual circuit axle-by-axle system. Actuated by service brake pedal. Low pressure alarm. Dead engine braking capability provided by three nitrogen charged accumulators.
**Standard:** The brake system complies with the requirements of ISO 3450:1996.

| | | |
|---|---|---|
| Number of brake discs per wheel front/rear | | 10/10 |
| Accumulators | lit | 9 x 1.0 |
| Accumulators for parking brake | lit | 1 x 1.0 |

## Cab

**Instrumentation:** All important information is centrally located in the operator's field of vision. Display for Contronic monitoring system.
**Heater and defroster:** Heater coil with filtered fresh air and fan with auto and manual settings (11 speeds). Defroster vents for all window areas.
**Operator' seat:** Operator's seat with adjustable air suspension and retractable seatbelt. The seat is mounted on a bracket on the rear cab wall and floor. The forces from the retractable seatbelt are absorbed by the seat rails.
**Standards:** The cab is tested and approved according to ROPS (ISO 3471, SAE J1040), FOPS (ISO 3449). The cab meets with requirements according to SAE J386 ("Operator Restraint System").
Refrigerant of the type R134a is used when this machine is equipped with air conditioning. Contains fluorinated greenhouse gas R134a, Global Warming Potential 1.430 t $CO_2$-eq.

**Emergency exit: Use emergency hammer to break window**

| | | |
|---|---|---|
| Ventilation | $m^3$/min | 9 |
| Heating capacity | kW | 16 |
| Air conditioning | kW | 8 |

## Sound Level

| | | |
|---|---|---|
| Sound level in cab according to ISO 6396 - $L_{pA}$ | dB | 72 |
| External sound level (ISO 6395 and EU Noise Directive 2000/14/EC) - $L_{WA}$ | dB | 111 |

# Specifications

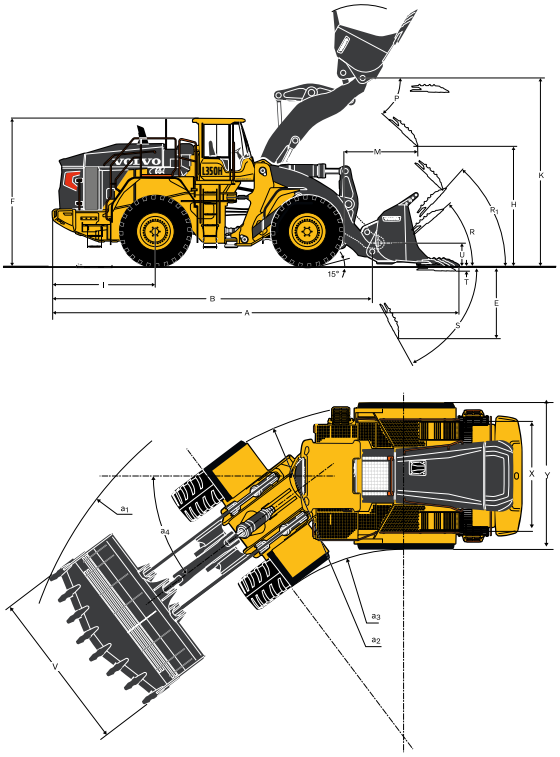

| Tires: 875/65 R33 Goodyear RL-5K*** L5 | | | |
|---|---|---|---|
| | | Standard boom | Long boom |
| B | mm | 9 130 | 9 560 |
| C | mm | 4 300 | 4 300 |
| D | mm | 550 | 550 |
| F | mm | 4 180 | 4 180 |
| $F_1$ | mm | 4 000 | 4 000 |
| $F_2$ | mm | 3 460 | 3 460 |
| G | mm | 2 135 | 2 134 |
| I | mm | 2 910 | 3 110 |
| J | mm | 4 920 | 5 390 |
| K | mm | 5 340 | 5 810 |
| O | ° | 60 | 58 |
| $P_{max}$ | ° | 46 | 45 |
| R | ° | 44 | 45 |
| R1* | ° | 48 | 50 |
| S | ° | 66 | 72 |
| T | mm | 130 | 130 |
| U | mm | 620 | 750 |
| X | mm | 2 720 | 2 720 |
| Y | mm | 3 630 | 3 630 |
| Z | mm | 4 470 | 4 890 |
| $a_2$ | mm | 8 480 | 8 480 |
| $a_3$ | mm | 4 610 | 4 610 |
| $a_4$ | ±° | 37 | 37 |

*Carry position SAE
Where applicable, specifications and dimensions are according to ISO 7131, SAE J732, ISO 7546, SAE J742, ISO 14397, SAE J818.

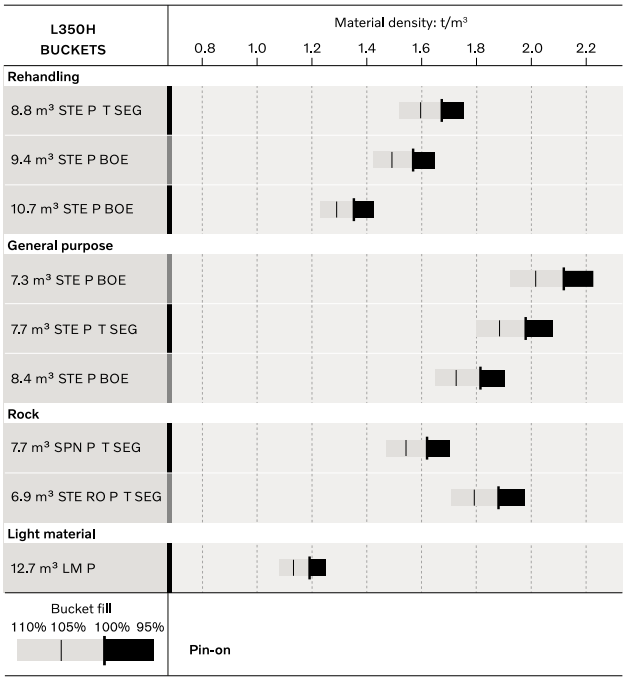


How to read bucket fill factor

**Bucket Selection Chart**

The volume handled varies with the bucket fill and is often greater than indicated by the bucket's ISO/SAE volume. The table shows optimum bucket choice with regard to the material density.

| Material | Bucket fill, % | Material density, t/m³ |
|---|---|---|
| Earth | 110-115 | 1.4-1.6 |
| Clay | 110-120 | 1.4-1.6 |
| Sand | 100-110 | 1.6-1.9 |
| Gravel | 100-110 | 1.7-1.9 |
| Rock | 75-100 | 1.5-1.9 |

The size of rock buckets is optimized for optimal penetration and filling capability rather than the density of the material.

**Supplemental Operating Data**

| | Width over tires | Ground clearance | Operating weight | Static tipping load, full turn | |
|---|---|---|---|---|---|
| | | | | Standard boom | Long boom |
| | mm | mm | kg | kg | kg |
| 35/65 R33 Michelin XMine D2** L5 | +20 | -20 | -220 | -220 | -200 |
| 35/65 R33 Bridgestone VSDL IDU** L5 | -20 | -10 | -240 | -220 | -200 |
| 35/65 R33 Bridgestone VSNT** L4 | 0 | -20 | -800 | -520 | -470 |
| 36/65 R33 Michelin XTXL*** L4 | 0 | -40 | -1 350 | -880 | -790 |

# Specifications

**L350H**

| Long boom | | | REHANDLING[1] | | | GENERAL PURPOSE[2] | | | ROCK[2] | | LIGHT MATERIAL[3] |
|---|---|---|---|---|---|---|---|---|---|---|---|
| | | |  |  |  |  |  |  |  |  |  |
| | | | WLA86884 | WLA86885 | WLA86896 | WLA87151 | WLA87152 | WLA87153 | WLA87493 | WLA87491 | WLA83019 |
| | | | **8.8 m³ STE P BOE** | **9.4 m³ STE P BOE** | **10.7 m³ STE P BOE** | **7.3 m³ STE P BOE** | **7.7 m³ STE P T SEG** | **8.4 m³ STE P BOE** | **6.9 m³ STE P T SEG** | **7.7 m³ SPN P T SEG** | **12.7 m³ LM P BOE** |
| Volume, heaped ISO/SAE | | $m^3$ | 8.8 | 9.4 | 10.7 | 7.3 | 7.7 | 8.4 | 6.9 | 7.7 | 12.7 |
| Volume at 110% fill factor | | $m^3$ | 9.7 | 10.3 | 11.8 | 8.0 | 8.5 | 9.2 | 7.6 | 8.5 | 14.0 |
| Static tipping load, straight | | kg | 37 640 | 37 370 | 36 800 | 37 360 | 36 960 | 36 860 | 37 180 | 35 900 | 35 360 |
| at 35° turn | | kg | 33 300 | 33 040 | 32 490 | 33 190 | 32 790 | 32 700 | 33 010 | 31 760 | 31 260 |
| at full turn | | kg | 32 810 | 32 550 | 32 000 | 32 720 | 32 320 | 32 230 | 32 540 | 31 280 | 30 800 |
| Breakout force | | kN | 367 | 354 | 330 | 421 | 399 | 390 | 413 | 316 | 352 |
| A | Overall length | mm | 11 520 | 11 590 | 11 750 | 11 250 | 11 630 | 11 400 | 11 570 | 12 110 | 11 590 |
| E | Digging depth, max dump (S) | mm | 1 770 | 1 840 | 1 980 | 1 530 | 1 870 | 1 650 | 1 810 | 2 300 | 1 850 |
| H[4] | Dump clearance | mm | 4 160 | 4 110 | 4 000 | 4 350 | 4 090 | 4 250 | 4 130 | 3 780 | 4 120 |
| L | Overall operating height | mm | 7 770 | 7 850 | 8 010 | 7 590 | 7 650 | 7 760 | 7 780 | 7 880 | 8 140 |
| M[4] | Dump reach | mm | 1 830 | 1 880 | 1 990 | 1 660 | 1 900 | 1 760 | 1 860 | 2 260 | 1 920 |
| N[4] | Reach at 45° discharge, pos. G | mm | 3 060 | 3 090 | 3 160 | 2 930 | 3 110 | 3 000 | 3 070 | 3 360 | 3 050 |
| V | Bucket width | mm | 3 970 | 3 970 | 3 970 | 3 970 | 3 970 | 3 970 | 3 970 | 4 110 | 4 500 |
| $a_1$ | Outer clearance circle (diameter) | mm | 18 690 | 18 740 | 18 830 | 18 550 | 18 770 | 18 630 | 18 720 | 19 160 | 19 200 |
| Operating weight without load | | kg | 53 560 | 53 720 | 54 040 | 52 790 | 53 060 | 53 080 | 52 980 | 53 750 | 53 160 |

(1) Calculated with 35/65 R33 Bridgestone VSNT L4 tires and Rehandling counterweight.

(2) Calculated with 875/65 R33 Goodyear RL-5K*** L5 tires and Long Boom counterweight.

(3) Calculated with 35/65 R33 Bridgestone VSNT L4 tires, and Long Boom counterweight,

(4) Measured to the tip of the bucket teeth or bolt-on edge. Dump height to bucket edge measured at 45° dump angle.

Note: This only applies to genuine Volvo attachments.

**L350H**

| Standard boom | | | REHANDLING[1] | | | GENERAL PURPOSE[2] | | | ROCK[2] | | LIGHT MATERIAL[3] |
|---|---|---|---|---|---|---|---|---|---|---|---|
| | | |  |  |  |  |  |  |  |  |  |
| | | | WLA86884 | WLA86885 | WLA86896 | WLA87151 | WLA87152 | WLA87153 | WLA87493 | WLA87491 | WLA83019 |
| | | | **8.8 m³ STE P BOE** | **9.4 m³ STE P BOE** | **10.7 m³ STE P BOE** | **7.3 m³ STE P BOE** | **7.7 m³ STE P T SEG** | **8.4 m³ STE P BOE** | **6.9 m³ STE P T SEG** | **7.7 m³ SPN P T SEG** | **12.7 m³ LM P BOE** |
| Volume, heaped ISO/SAE | | $m^3$ | 8.8 | 9.4 | 10.7 | 7.3 | 7.7 | 8.4 | 6.9 | 7.7 | 12.7 |
| Volume at 110% fill factor | | $m^3$ | 9.7 | 10.3 | 11.8 | 8.0 | 8.5 | 9.2 | 7.6 | 8.5 | 14.0 |
| Static tipping load, straight | | kg | 43 190 | 42 840 | 42 250 | 39 720 | 39 290 | 39 170 | 39 530 | 38 160 | 37 570 |
| at 35° turn | | kg | 38 350 | 38 000 | 37 440 | 35 420 | 35 000 | 34 890 | 35 240 | 33 910 | 33 360 |
| at full turn | | kg | 37 790 | 37 450 | 36 890 | 34 930 | 34 510 | 34 410 | 34 750 | 33 420 | 32 890 |
| Breakout force | | kN | 404 | 391 | 363 | 464 | 439 | 429 | 454 | 347 | 388 |
| A | Overall length | mm | 11 100 | 11 170 | 11 330 | 10 840 | 11 220 | 10 980 | 11 150 | 11 690 | 11 170 |
| E | Digging depth, max dump (S) | mm | 1 710 | 1 760 | 1 910 | 1 470 | 1 800 | 1 590 | 1 740 | 2 210 | 1 780 |
| H[4] | Dump clearance | mm | 3 690 | 3 650 | 3 530 | 3 880 | 3 620 | 3 780 | 3 660 | 3 310 | 3 630 |
| L | Overall operating height | mm | 7 300 | 7 390 | 7 540 | 7 120 | 7 180 | 7 290 | 7 310 | 7 410 | 7 670 |
| M[4] | Dump reach | mm | 1 830 | 1 880 | 1 980 | 1 650 | 1 890 | 1 750 | 1 850 | 2 250 | 1 890 |
| N[4] | Reach at 45° discharge, pos. G | mm | 2 700 | 2 740 | 2 810 | 2 580 | 2 750 | 2 650 | 2 720 | 2 990 | 2 700 |
| V | Bucket width | mm | 3 970 | 3 970 | 3 970 | 3 970 | 3 970 | 3 970 | 3 970 | 4 110 | 4 500 |
| $a_1$ | Outer clearance circle (diameter) | mm | 18 350 | 18 390 | 18 480 | 18 210 | 18 420 | 18 290 | 18 380 | 18 800 | 18 860 |
| Operating weight without load | | kg | 53 320 | 53 470 | 53 790 | 51 160 | 51 420 | 51 450 | 51 350 | 52 120 | 51 520 |

(1) Calculated with 35/65 R33 Bridgestone VSNT L4 tires and Rehandling counterweight.

(2) Calculated with 875/65 R33 Goodyear RL-5K*** L5 tires.

(3) Calculated with 35/65 R33 Bridgestone VSNT L4 tires.

(4) Measured to the tip of the bucket teeth or bolt-on edge. Dump height to bucket edge measured at 45° dump angle.

Note: This only applies to genuine Volvo attachments.

# Equipment

| STANDARD EQUIPMENT |
|---|
| **Engine** |
| Three stage air cleaner, pre-cleaner, primary and secondary filter |
| Indicator glass for coolant level |
| Preheating of induction air |
| Fuel pre-filter with water trap |
| Fuel filter |
| Crankcase breather oil trap |
| **Drivetrain** |
| Automatic Power Shift (APS) with operator controlled transmission disengagement when braking and mode selector with AUTO mode |
| Fully automatic gear shifting, 1-4 |
| Pulse Width Modulation (PWM) controlled gear shifting |
| Torque converter with Lock-Up |
| Automatic Lock-Up shifting, 2-4 (gear selector in 4), 2 (gear selector in 2) and 1 (gear selector in 1) |
| Forward and reverse switch by hydraulic lever console |
| Rimpull control |
| Axle oil cooler |
| Indicator glass for transmission oil level |
| **Electrical system** |
| 24 V, pre-wired for optional accessories |
| Alternator 24V/ 80A |
| Battery disconnect switch with removable key |
| Fuel gauge |
| Hour meter |
| Electric horn |
| Instrument cluster: |
| Fuel level |
| Transmission temperature |
| Coolant temperature |
| Instrument lighting |
| Lighting: |
| Twin halogen front headlights with high and low beams |
| Parking lights |
| Double brake and tail lights |
| Turn signals with flashing hazard light function |
| Work lamp, front on cab, 2 Halogen lamps, std |
| Work lamp, rear in grille, 4 Halogen lamps, std |

| STANDARD EQUIPMENT |
|---|
| **Contronic monitoring system** |
| Monitoring and logging of machine data |
| Contronic display |
| Fuel consumption |
| Ambient temperature |
| Clock |
| Brake test |
| Test function for warning and indicator lights |
| Warning and indicator lights: |
| Battery charging |
| Parking brake |
| Warning and display message: |
| Engine coolant temperature |
| Charge-air temperature |
| Engine oil temperature |
| Engine oil pressure |
| Transmission oil temperature |
| Transmission oil pressure |
| Hydraulic oil temperature |
| Brake pressure |
| Parking brake applied |
| Parking brake NOT applied |
| Brake charging |
| Overspeed at direction change |
| Axle oil temperature |
| Steering pressure |
| Crankcase pressure |
| Level warnings: |
| Low fuel level |
| Engine oil level |
| Engine coolant level |
| Transmission oil level |
| Hydraulic oil level |
| Washer fluid level |
| Engine torque reduction in case of malfunction indication: |
| High engine coolant temperature |
| High engine oil temperature |
| Low engine oil pressure |
| High crankcase pressure |
| High charge-air temperature |
| Engine shutdown to idle in case of malfunction indication: |
| High transmission oil temperature |
| Slip in transmission clutches |
| Keypad, background lit |
| Start interlock when gear is engaged |

| STANDARD EQUIPMENT |
|---|
| **Hydraulic System** |
| Main valve, double-acting 2-spool with electric pilots |
| Variable displacement axial piston pumps (3) for: |
| Steering system, working hydraulics |
| Secondary steering with automatic test function |
| Working hydraulics, brakes |
| Cooling fan, brakes |
| Electric-hydraulic servo control |
| Electric level lock |
| Boom kick-out, automatic, adjustable from cab |
| Return-to-dig, automatic, adjustable from cab |
| Bucket positioner, automatic, adjustable from cab |
| Double-acting hydraulic cylinders with end-damping |
| Indicator glass for hydraulic oil level |
| Hydraulic oil cooler |
| **Brake system** |
| Wet oil circulation-cooled disc brakes on all four wheels |
| Dual brake circuits |
| Dual brake pedals |
| Secondary brake system |
| Parking brake, electric-hydraulic |
| Brake wear indicators |
| **Cab** |
| ROPS (ISO 3471), FOPS (ISO 3449) |
| Acoustic inner lining |
| Cigarette lighter, 24 V power outlet |
| Lockable door |
| Cab heating with fresh air inlet and defroster |
| Fresh air inlet with two filters |
| Automatic climate control (ACC) |
| Floor mat |
| Interior light |
| Rear view mirror, interior |
| Dual exterior rear-view mirrors |
| Sliding window, right side |
| Tinted safety glass |
| Seat-mounted adjustable lever console, working hydraulics |
| Adjustable steering wheel |
| Storage compartment |
| Document pocket |
| Sun visor |
| Beverage holder |
| Windshield washer front and rear |
| Windshield wipers front and rear |
| Interval function for front and rear wipers |
| Service platforms with slip protected surfaces on front and rear fenders |
| Comfort Drive Control (CDC) |
| Remote door opener |

| STANDARD EQUIPMENT |
|---|
| **Service and Maintenance** |
| Engine oil remote drain and fill |
| Transmission oil remote drain and fill |
| Grouped lubrication points, ground accessible |
| Pressure check connections: transmission and hydraulic, quick-connect, grouped on console for easy access |
| Quick-fit hydraulic oil fill |
| Tool box, lockable |
| Wheel nut wrench kit |
| **External equipment** |
| Fenders, front with rubber extensions |
| Viscous cab mounts |
| Rubber engine and transmission mounts |
| Lifting eyes |
| Easy-to-open side panels with gas struts |
| Frame, joint lock |
| Vandalism lock prepared for: |
| Batteries |
| Engine compartment |
| Radiator |
| Tie-down eyes |
| Recovery eyes |
| Tow hitch |

# Equipment

| OPTIONAL EQUIPMENT |
|---|
| **Engine** |
| Air pre-cleaner, oil-bath type |
| Air pre-cleaner, cyclone type |
| Cooling package: Radiator and charge air cooler, corrosion-protected |
| Engine block heater, 230 V |
| Engine block heater, 120V, USA |
| Engine auto shutdown |
| Volvo Engine Brake system - VEB |
| Hand throttle control |
| Fuel fill strainer |
| Fast fill fuel system |
| Fuel heater |
| Reversible cooling fan |
| Max. fan speed, hot climate |
| **Drivetrain** |
| Limited Slip, front and rear axle |
| Limited Slip, rear axle |
| Transmission oil heater |
| Speed limiter, 20 km/h |
| Speed limiter, 30 km/h |
| **Electrical system** |
| Travel lights: |
| Cab heater, power outlet 240V |
| Warning beacon LED |
| Warning beacon LED automatic |
| LED Economy package |
| LED Feature Package |
| LED Power Package |
| LED working lights, attachments |
| Halogen Economy package |
| Halogen Feature package |
| Halogen working lights, attachments |
| Warning beacon(flasher), LED |
| Reverse warning light, Strobe |
| Reverse alarm, audible, multi-frequency (white noise) |
| Reverse alarm, audible |
| Seatbelt indicator, external |
| Jump start connector, ISO type |
| Emergency stop |
| Electrical distribution unit 24 volt |
| Alternator 120 amp, heavy-duty |
| Anti-theft device |
| Max Boom height |
| Can Bus Interface |
| Delayed Engine Shutdown |
| Co Pilot available |
| Rearview camera in Co pilot |
| OnBoard Weighing |
| Tire Pressure Monitoring System |
| Connected Map |

| OPTIONAL EQUIPMENT |
|---|
| **Hydraulic system** |
| Boom suspension system with single-acting lift function |
| Arctic kit, pilot hoses, brake accumulators and hydraulic oil |
| Hydraulic 2 functions, Single lever control |
| Hydraulic 3 functions, Single lever control |
| 3rd electro-hydraulic function |
| 3rd electro-hydraulic function for long boom |
| Attachment bracket |
| Separate attachment locking |
| Biodegradable hydraulic fluid |
| Fire-resistant hydraulic fluid |
| Hot climate hydraulic fluid |
| Mineral oil for cold climate |
| **Cab** |
| Radio with Bluetooth/USB/AUX |
| DAB Radio |
| Radio installation kit incl. 11 A, 12 V outlet, left side |
| Radio installation kit incl. 11 A, 12 V outlet, right side |
| Rear-view camera incl. monitor, colour |
| Forward camera, colour |
| Rear-view mirrors, electrically adjustable and heated |
| Asbestos dust protection filter |
| Carbon filter |
| Automatic climate control panel, with Fahrenheit scale |
| Lunchbox holder |
| Universal key EU |
| Universal key US |
| Steering wheel knob |
| Sun blind, rear window |
| Sun blind, side windows |
| Timer cab heating |
| Window sliding, door |
| Operator’s seat, Volvo air susp, heavy-duty, high back, heat, for CDC |
| Parking brake alarm, audible for air susp seats |
| Operator’s seat, Premium Comfort |
| Operator’s seat, Premium Comfort ISRI 3-point seat belt |
| Operator’s seat, (air seat std) 3-point seat belt and CDC |
| Ashtray |
| Anchorage for Operator’s manual |
| Forward view mirror |

| OPTIONAL EQUIPMENT |
|---|
| **Service and Maintenance** |
| Tool kit |
| Automatic lubrication system |
| Automatic lubrication system for long boom |
| Refill pump for automatic lubrication system |
| Oil sampling valve |
| **Protective equipment** |
| Guards for front headlights |
| Tail light guards, heavy-duty |
| Guards for tail lights, heavy-duty |
| Guards for rear work lights |
| Radiator grille guard |
| Cab roof, heavy duty |
| Windows, side and rear guards |
| Windshield guard |
| Belly guard, front |
| Belly guard, rear |
| Fire extinguisher |
| Bracket for fire extinguisher |
| **External equipment** |
| Long boom |
| Fire suppression system |
| **Other equipment** |
| Counterweight, re-handling |
| Counterweight, signal painted, chevrons |
| Logger version |
| Block handler kit |
| Block handler kit, heavy-duty |
| CE-marking |
| Decals, USA |
| Sound decal, EU |
| Cleaner kit, with air blow gun (Stage V) |
| Reflecting stickers (stripes), machine contour Cab |
| Option for machines without dinitrol |
| CareTrack |

| OPTIONAL EQUIPMENT |
|---|
| **Tires and Rims** |
| 35/65 R33 (875/65 R33): |
| L4 |
| L5 |
| Rims, 33-28.00/3,5: |
| Five piece, heavy-duty |
| **Attachments** |
| Buckets (pin-on): |
| Rock, straight edge |
| Rock, spade nose |
| Rock, side-dump, spade nose |
| General purpose, straight edge |
| Rehandling bucket, straight edge |
| Light material, straight edge |
| Wear parts: |
| Adapters for teeth, weld-on |
| Teeth |
| Segments, bolt-on |
| Edge savers, bolt-on (reversible) |
| Block handling equipment (hook-on): |
| Rock bucket, spade nose |
| Stone fork |
| Breaker tine |
| Rake |

Not all products are available in all markets. Under our policy of continuous improvement, we reserve the right to change specifications and design without prior notice.
The illustrations do not necessarily show the standard version of the machine.


VOLVO


VOLVO
L350H

Ref. No 20066866_A / English-21 / 2026.01 / WLO / Volvo, Global Marketing

VOLVO