

V O L V O



Volvo Electric Compact Wheel Loaders 4.5 - 5.4 t

L25 ELECTRIC

Volvo Construction Equipment

L25 ELECTRIC



Uptime you can count on



- Work a full day – Operating time calculator available (contact your dealer)
- Make the most of every charge: fully electric driveline with energy recovery function and auto-shutoff function
- Choice of charging solutions | 0-100% in up to 2 hours
- 2-year free servicing, 2-year full machine warranty

Open up new opportunities



- Perfect fit for noise sensitive areas
- Ability to work out of standard hours
- Zero-tailpipe emissions: work indoors and in emission-restricted zones

Electrifying performance



Proven performance

- High lifting and breakout forces, superior roll-back and dump angles for bucket applications
- 100% parallel movements, outstanding lifting height and forward visibility for fork applications
- Rigid planetary axles, with 100% mechanical differential locks on the front and rear axles, offer maximum traction and minimal tire wear
- Articulating-oscillating center joint provides the best off-road capability and stability



30% less maintenance

- Maintenance-free electric motors, featuring auto shutoff to save wear
- Fully electric driveline reduces hydraulic oil need by half
- Easy ground level access to lubrication and maintenance points



The best battery technology

- Lithium-Ion 48 V battery – 40 kWh or 56 kWh
- On-board charging done via Type 2 automotive standard inlet
- Comes standard with up to 4.6 kW on-board charger capacity. Up to 9.2 kW or 13.6 kW on-board charger capacity available as option.
- Fast charging possibilities
- Can be charged at any State Of Charge (SOC)
- Theft protected fixed battery



A new level of operator comfort

- Low vibration, low noise levels, no exhaust fumes
- Wide 3-point cab access
- Best all-round visibility
- Intuitive interface, Electrohydraulic controls
- Electric parking brake with hill hold functionality
- Programmable cab heater (Option)
- Air conditioning system (Option)



Work anything, anywhere

- Perfect fit for confined and narrow spaces
- Wide range of Volvo Attachments
- Attachment bracket with integrated third hydraulic function
- Customizable work modes including traction force, joystick and accelerator pedal sensitivity, flow control third hydraulic function
- Maximum speed of 20 km/h

Explore the machine in our walkaround video ▶



Volvo L25 Electric in detail

Electrical Motor

Induction motor		
Driveline Motor power (net)	kW	22
Permanent magnet synchronous motor		
Working Hydraulics Motor power (net)	kW	14

Electrical System

Battery type	Lithium-ion	
Battery Voltage	V	48
Battery capacity	kWh	40
	Ah	900
Indicative runtime	hours	Up to 8

Standard battery capacity 40 kWh / 900 Ah

On board charging time (10-100%)*:		
Charging cabel AC, 4.6 kW	hours/ min	~6 h 45 min
Charging cabel AC, 9.2 kW	hours/ min	~3 h 25 min
Charging cabel AC, 13.8 kW	hours/ min	~2 h 15 min
Off board fast charging time (20-80%)*:		
400 VAC, 16A/ 9.6 kW	hours/ min	~2 h 25 min
400 VAC, 32A/ 17.3 kW	hours/ min	~1 h 20 min

Optional battery capacity 56 kWh / 12 550 Ah

On board charging time (10-100%)*:		
Charging cabel AC, 4.6 kW	hours/ min	~9h 30 min
Charging cabel AC, 9.2 kW	hours/ min	~4h 45 min
Charging cabel AC, 13.8 kW	hours/ min	~3 h 10 min
Off board fast charging time (20-80%)*:		
400 VAC, 16A/ 9.6 kW	hours/ min	~3 h 20 min
400 VAC, 32A/ 17.3 kW	hours/ min	~1h 50 min

*Specifications for charging power and time refer to optimum conditions. The maximum charging capacity depends on the local grid conditions. For detailed information, please visit Charging calculator on www.volvoce.com or contact your local dealer.

Auxiliary Battery

Type	AGM	
Voltage	V	12
Capacity	Ah	50
Driveline Motor type	Induction motor	
Driveline Motor power (net)	kW	22
Working Hydraulics Motor type	Permanent magnet synchronous motor	
Working Hydraulics Motor power (net)	kW	14

Linkage

The parallel linkage system offers 100% parallel lift with the loading fork. The linkage system and the attachment bracket are designed for an excellent visibility to the front attachment, fork tines and fork tines end. The Volvo Attachment Bracket P (parallel) is equipped with long guide pins and an additional sealing ring for protection against dust and mud.

P-Kinematics

Linkage system	P	
Lift cylinders	1	
Tilt cylinders	1	
Lift time (loaded)	s	6
Lowering time (empty)	s	4
Dump time	s	2.5

Z-Kinematics

Z-bar linkage providing high breakout force to the bucket and also parallel movement to the fork frame thanks to Volvo's specific kinematics.

Z		
Lift cylinders	2	
Tilt cylinders	1	
Lift time (loaded)	s	6
Lowering time (empty)	s	4
Dump time	s	1.5

Wheels and Tires

Size	335/80 R18
Rim	11 x 18

Brake System

Central wet disc brake, hydraulic activated service brake and SAHR (spring applied hydraulically released) parking brake.

Hydraulic System

Thermal controlled oil circuit with integrated cooling system.
Electric-Hydraulic control valve: double acting control valve with three spool system. Independent flow share function and fully controllable via joystick.

Flow	l/min	55
Working pressure max	MPa	23
3rd Hydraulic circuit flow	l/min	55
3rd Hydraulic circuit pressure max	MPa	17.5

Drivetrain

Angle of oscillation	±°	10
Track	mm	1 402
Travel speed, forward/reverse		
1st gear	km/h	8
2nd gear	km/h	20

Steering System

Hydrostatic steering. Central articulating-oscillating joint. Gear pump with priority valve.

Steering cylinders		1
Working pressure	MPa	19
Max articulation	±°	38

Service Refill

Hydraulic tank	lit	40.5
Transmission oil	lit	0.6
Front axle oil	lit	5.4
Rear axle oil	lit	5.5

Cab

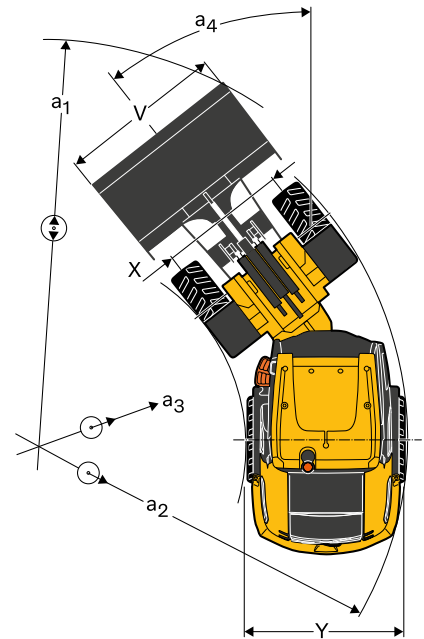
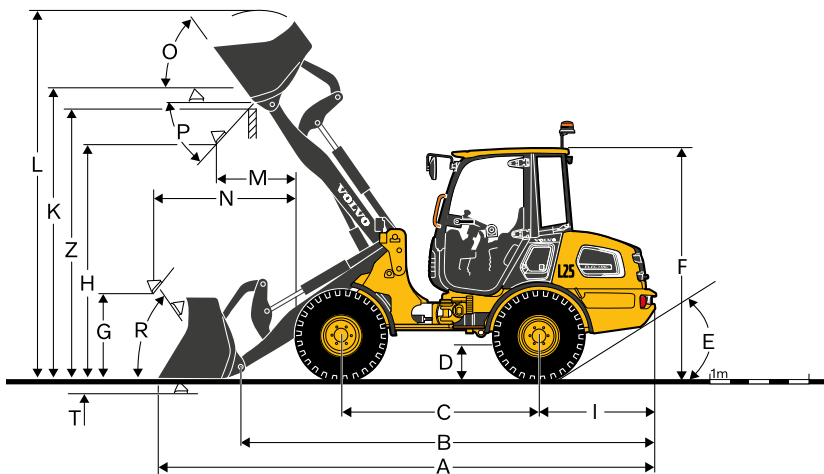
Instrumentation: All important information is located in the operator's field of vision.




Sound Level

Sound level in cab according to ISO 6396		
L _{pA}	dB	72
Sound level in cab, without cab fan		
L _{pA}	dB	59.6
External sound level according to ISO 6395 and EU Noise Directive 2000/14/EC		
L _{WA}	dB	89
External sound level		
L _{WA}	dB	86.3



Specifications



Bucket type				
	General Purpose	Light Material	4 in 1	
	55279555	11391063	11391106	
L25 Electric with P-Kinematics, P-attachment bracket and 335/80R18 tires				
Capacity heaped	m³	0.9	1.2	0.8
Material density	kg/m³	1 900	1 300	2 000
Hydraulic lifting capacity, max.	kN	41	40	39
Breakout force	kN	37	30	37
A Total length	mm	5 320	5 300	5 320
G Height of the lowest bucket edge	mm	710	710	690
L Lift height, max.	mm	4 175	4 300	4 170
V Bucket width	mm	1 800	1 800	1 800
a₁ Radius to outer point of machine incl. Bucket	mm	4 270	4 275	4 268
T Digging depth	mm	45	40	70
H Dump height, 45°	mm	2 340	2 340	2 320
M Reach at max. height	mm	810	810	780
N Reach, max.	mm	1 640	1 640	1 610
Operating weight	kg	4 850	4 850	5 000

DIMENSIONS

L25 Electric with P-Kinematics, P-attachment and 335/80 R18 tires

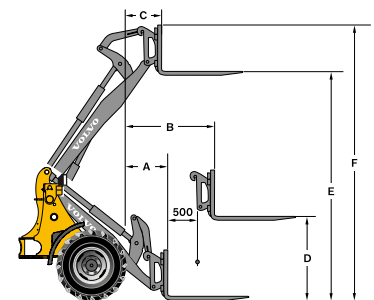
B	mm	4 280
C	mm	2 050
D	mm	290
E	°	31
F	mm	2 480
I	mm	1265
K	mm	3 140
O	°	56
P	°	45
R	°	56
X	mm	1 410
Y	mm	1 740
Z	mm	2 905
a₂	mm	3 890
a₃	mm	2 100
a₄	°	±38

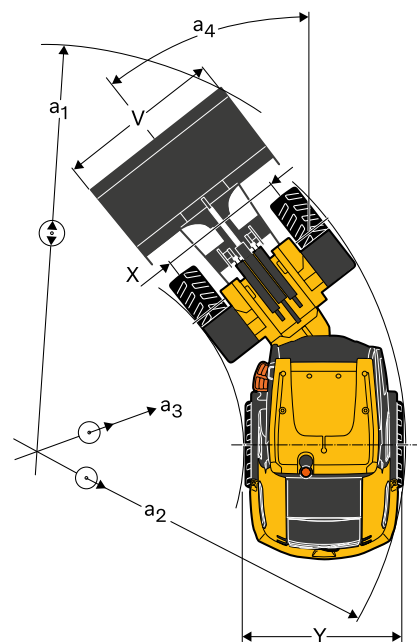
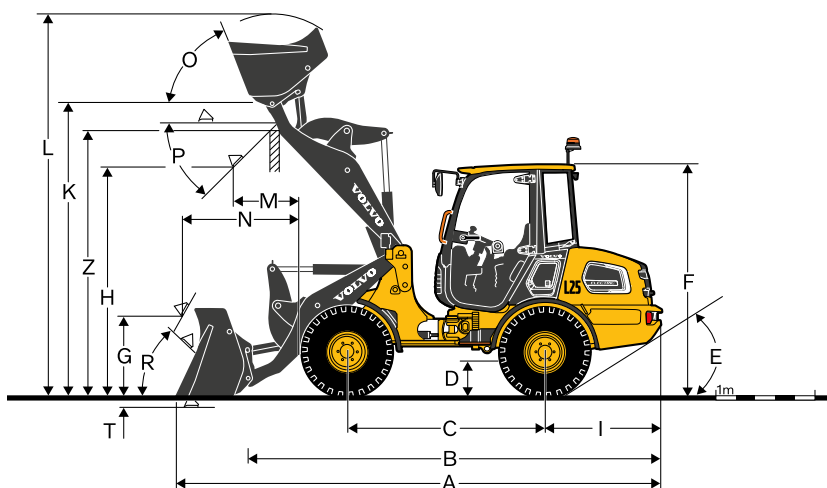
L25 Electric P-Kinematics, P-attachment and 335/80 R18 tires




Data with loading fork frame 1 345 mm (11390275) and tines 1 000 mm (2890382)
Centre of gravity 500 mm



Payload according to EN 474-3, 60/80%	kg	1 575 / 2 000
A	mm	695
B	mm	1 170
C	mm	350
D	mm	1 385
E	mm	3 025





Bucket type		General Purpose	Light Material	4 in 1
		11391030	11391005	11391092
L25 Electric with Z-Kinematics, Z-attachment and 335/80R18 tires				
Capacity heaped	m³	0.9	1.2	0.8
Material density	kg/m³	1 800	1 300	1 900
Hydraulic lifting capacity, max.	kN	55	52.8	51.5
Breakout force	kN	54.5	42	51.5
A Total length	mm	5 445	5 480	5 480
G Height of the lowest bucket edge	mm	848	711	826
L Lift height, max.	mm	4 125	4 260	4 080
V Bucket width	mm	1 800	1 800	1 800
a₁ Clearance circle	mm	4 438	4 420	4 448
T Digging depth	mm	100	100	105
H Dump height, 45°	mm	2 495	2 355	2 470
M Reach at max. height	mm	750	905	775
N Reach, max.	mm	1 525	1 675	1 545
Operating weight	kg	5 150	5 170	5 350

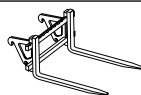
DIMENSIONS

L25 Electric with Z-Kinematics, Z-attachment and 335/80 R18 tires

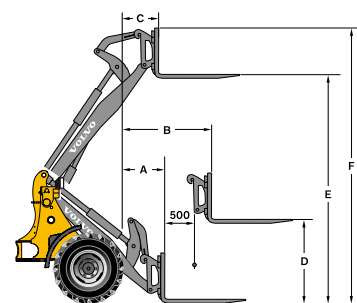
B	mm	4 470
C	mm	2 125
D	mm	310
E	°	31
F	mm	2 480
I	mm	1265
K	mm	3 170
O	°	70
P	°	45
R	°	50
X	mm	1 410
Y	mm	1 740
Z	mm	2 880
a₂	mm	2 155
a₃	mm	3 935
a₄	°	±38

L25 Electric Z-Kinematics, Z-attachment and 335/80 R18 tires

Data with loading fork frame 1 345 mm (2812454) and tines 1 000 mm (2890382)
Centre of gravity 500 mm



Payload according to EN 474-3, 60/80%	kg	1 500 / 2 000
A	mm	848
B	mm	1 248
C	mm	476
D	mm	1 327
E	mm	2 973



Equipment

STANDARD EQUIPMENT
Electric / Electronic control system
Maintenance-free 48 V battery - protected and embedded in the machine structure
5 Pack Battery System - 40 kWh Gross Capacity
4.6 kW On-board charger with country specific charging socket
Maintenance-free 12 V auxiliary battery
High quality connectors
Protected battery cut-off switch
In-cab 12 V power socket
Full LED lights - Travel light equipment (Main Head Lights, Parking-, Rear-, Brake-, Hazard warning lights and direction indicators)
LED lights - Working lights 2 000 lm (2 front and 2 rear)
Electric powertrain
Full electric drive
Operator-selected 100% differential locks in both axles
Electric parking brake with hill hold function
Maintenance free wet brake system
Hydraulic System
Gear-type pump
Electric-Hydraulic control valve three-spool system with flow share function
3rd hydraulic circuit with proportional flow regulation
Hydraulic couplings for 3rd hydraulic circuit

STANDARD EQUIPMENT
Instrumentation & controls
Single lever including 3rd function - Electroproportional
12 Volt accessories socket
USB charging socket (USB-A + USB-C)
Signal horn
Hazard warning switch
Jogwheel for menu navigation
5 inch multicolor display
Digital information on 5 inch display:
Battery state of charge (SOC)
Working hours
Vehicle speed
Differential locks
Battery charging
Indicators (left/right)
Main beam head lamp
Direction (forward/reverse)
Hydraulic oil temperature
Hydraulic oil filter
Electrically operated parking brake
Jog-Dial for menu navigation and machine controls
Preset Work modes for different applications

STANDARD EQUIPMENT
Safety
Driveline shut off via buckle
Orange handrail on cab
Anti-theft system
Cab, Exterior
ROPS/FOPS-cab
Adjustable steering column
Lockable door
All-round tinted safety glass
Windscreen wiper (front/rear)
Windscreen washer (front/rear)
Openable & lockable window on the right hand side
Door& window stops
External rear view mirrors (right/left)
4-way adjustable operator's seat
2 inch orange seat belt
Sunvisor
Heater with air-filter and defroster (front/rear)
Cab heating & ventilation navigation fully integrated in display
Storage box in cab
Working Equipment
Hydraulic P-Attachment bracket
Bucket level indicator

STANDARD EQUIPMENT
Carriage Body
Fenders (front/rear)
Lockable engine hood
Towing device
Lifting eyes
Tying down eyes
Service and Maintenance
Tool kit
Official approval
Quality: DIN/ISO 9001
Environment: DIN/ISO 14001
Safety: CE compliant acc. Machinery Directive 2006/42/EC and EN 474-series
Electromagnetic compatibility (EMC) confirming to European directive 2014/30/EC
Noise Emission Directive: 2000/14/EC
Tipping load / Payload: ISO 14397-1
ROPS conforming to ISO 3471
FOPS conforming to ISO 3449 (Level 2)
ECE R100 (approval of vehicles with regard to specific requirements for the electric power train)
Vehicle Homologation for public road traffic usage according German StVZO-Requirements

Equipment

OPTIONAL EQUIPMENT

Electric / Electronic control system

7 Pack Battery System - 56 kWh Gross Capacity

On board charger up to 9.2 kW capacity

On board charger up to 13.8 kW capacity

Preparation for fast charger

AC-Charging cable

Off Board Fast charger IP54 360A – 17.3 kW Outdoor

Off Board Fast charger IP21 200A – 9.6 kW Indoor

Off Board Fast charger IP21 360A – 17.3 kW Indoor

Hydraulic System

Return line direct to filter

Leakage line direct to hydraulic tank

Boom Suspension system

Safety valves on lift and tilt cylinders (hose rupture valves)

Combination of Boom Suspension system & Safety valves

BIO degradable hydraulic oil

4th independent proportional hydraulic function with flow control

Instrumentation & controls

Configurable joystick buttons

Cruise Control

Simplified HMI

OPTIONAL EQUIPMENT

Safety

Safety brace

Preparation for LED Rotating beacon (magnetic)

LED Rotating beacon (magnetic)

Foldable LED rotating beacon

3 inch orange seat belt

Audible reverse alarm

Audible reverse alarm 92 dB (white noise)

Audible reverse alarm switchable

Rear view camera

Wheel chock

Cab, interior

Programmable cab heater

Air conditioning system

LED work lights (2 000 lm) on cab roof, 4 front / 4 rear

Daytime running headlights

Preparation for DAB radio incl. speakers & antenna

DAB Radio with Bluetooth/USB and AUX connection

Extended backrest for mechanical seat

Air suspended and heated operator's seat

Rear view mirror inside cab

Enhanced rear view mirrors outside cab

Heated rear view mirrors

Additional document box

OPTIONAL EQUIPMENT
Carriage Body
Full light protection
Headlight protection
Worklight protection
Rearlight protection
Protective wax coating for overseas transport only
Wheels and tires
335/80R18
340/80R18
365/70R18
400/70R18
405/70R18
405/70R18 (L5 tire)
500/45 22.5 (low ground pressure tire)
33x12-20 (solid tire)
Working equipment
Attachment bracket Z
Attachment bracket SSL
Socket front 7 pin (sweeper preparation)
Socket attachment control 8 pin

OPTIONAL EQUIPMENT
Other
Special colour painting
Slow Moving Vehicle (SMV) warning triangle
Preparation for license plate (520x110 mm) front and/or rear
Preparation for multiline license plate (340x245 mm) rear
Attachments
Forks with mechanical tines movements
Fork with hydraulically operated tines positioning
Fork with hydraulically operated tines positioning & side shift
Refuse bucket with clamp
Light Material bucket
Side-Tip bucket
High-Tip bucket
Material Handling Arm
Multi-Purpose bucket
Grading bucket with / without extension
General Purpose bucket
Custom-Built Attachments

V O L V O