

VOLVO EXCAVATOR  
**EC140C**

12.8 – 15.0 t, 94 metric hp



**MORE CARE. BUILT IN.**



# SPECIFICATIONS

## Engine

The Volvo diesel engine delivers lower emissions, along with superior performance and fuel efficiency. The EU Stage IIIA compliant engine uses precise, high-pressure fuel injectors, turbocharged air-to-air intercooling and electronic engine controls to optimize machine performance.

<b>Engine</b>	Volvo D4E EBE3
<b>Max. power, at</b>	33 r/s (2,000 rpm)
<b>Net (ISO 9249, SAE J1349)</b>	69 kW (94 metric hp)
<b>Gross (SAE J1995)</b>	80 kW (109 metric hp)
<b>Max. torque at 1 600 rpm</b>	472 Nm
<b>No. of cylinders</b>	4
<b>Displacement</b>	4.0 l
<b>Bore</b>	101 mm
<b>Stroke</b>	126 mm

## Electrical system

High-capacity electrical system that is well protected. Waterproof double-lock harness plugs are used to secure corrosion-free connections. The main relays and solenoid valves are shielded to prevent damage. The master switch is standard.

<b>Voltage</b>	24 V
<b>Batteries</b>	2 x 12 V
<b>Battery capacity</b>	100 Ah
<b>Alternator</b>	28 V / 80 A

## Service refill capacities

<b>Fuel tank</b>	260 l
<b>Hydraulic system, total</b>	160 l
<b>Hydraulic tank</b>	95 l
<b>Engine oil</b>	16.5 l
<b>Engine coolant</b>	21.3 l
<b>Swing reduction unit</b>	3.8 l
<b>Travel reduction unit</b>	2 x 2.2 l

## Swing system

The swing system uses an axial piston motor, driving a planetary gearbox for maximum torque. An automatic holding brake and anti-rebound valve are standard.

<b>Max. swing speed</b>	12 rpm
<b>Max. swing torque</b>	38.8 kNm

## Drive

Each track is powered by an automatic two-speed shift travel motor. Track brakes are multi-disc, spring-applied and hydraulically released. The travel motor, brake and planetary gears are well protected within the track frame.

<b>Max. drawbar pull</b>	118 kN
<b>Max. travel speed</b>	3.0/5.5 km/h
<b>Gradeability</b>	35°

## Undercarriage

The undercarriage has a robust X-shaped frame. Greased and sealed track chains are standard.

### L

<b>Track pads</b>	2 x 46
<b>Link pitch</b>	171.5 mm
<b>Shoe width, triple grouser</b>	500/600/700/750 mm
<b>Shoe width, triple grouser HD</b>	600 mm
<b>Bottom rollers</b>	2 x 7
<b>Top rollers</b>	2 x 1

### LM

<b>Track pads</b>	2 x 42
<b>Link pitch</b>	190 mm
<b>Shoe width, triple grouser</b>	600/700/800/900 mm
<b>Bottom rollers</b>	2 x 6
<b>Top rollers</b>	2 x 2

## Hydraulic system

The hydraulic system, also known as the "Integrated work mode control" is designed for high-productivity, high-digging capacity, high-maneuvering precision and excellent fuel economy. The summation system, boom, arm and swing priority along with boom, arm and bucket regeneration provides optimum performance.

The following important functions are included in the system:

**Summation system:** Combines the flow of both hydraulic pumps to ensure quick cycle times and high productivity.

**Boom priority:** Gives priority to the boom operation for faster raising when loading or performing deep excavations.

**Arm priority:** Gives priority to the arm operation for faster cycle times in leveling and for increased bucket filling when digging.

**Swing priority:** Gives priority to swing functions for faster simultaneous operations.

**Regeneration system:** Prevents cavitation and provides flow to other movements during simultaneous operations for maximum productivity.

**Power boost:** All digging and lifting forces are increased.

**Holding valves:** Boom and arm holding valves prevent the digging equipment from creeping.

### Main pump:

Type: 2 x variable displacement axial piston pumps  
Maximum flow: 2 x 118 l/min

### Pilot pump:

Type: Gear pump  
Maximum flow: 1 x 20 l/min

## Hydraulic motors:

Travel: Variable displacement axial piston motor with mechanical brake

Swing: Fixed displacement piston motor with mechanical brake

## Relief valve setting:

Implement	32.4/34.3 MPa
Travel circuit	34.3 MPa
Swing circuit	24.5 MPa
Pilot circuit	3.9 MPa

## Hydraulic cylinders:

Mono boom	2
Bore x Stroke	ø105 x 980 mm
1st Boom of 2-piece boom	2
Bore x Stroke	ø110 x 980 mm
2nd Boom of 2-piece boom	1
Bore x Stroke	ø160 x 765 mm
Arm	1
Bore x Stroke	ø120 x 1 045 mm
Bucket	1
Bore x Stroke	ø100 x 865 mm
Dozer Blade	2
Bore x Stroke	ø130 x 270 mm

## Cab

Standard Care Cab with large and roomy interior, more leg room and foot space. Audio system with remote control. Cup holders, high-capacity outlets. Independently adjustable joystick consoles.

Excellent all around-visibility provided through maximum cab glass, transparent roof hatch and 2-piece sliding door window. The lift-up front windshield can easily be secured at the ceiling and the removable lower front glass can be stored in the cab door pocket. Interior lighting consists of one reading light and one cab light with timer.

The pressurized and filtered cab air is supplied by a 14-vent climate-control system, providing fast defrosting and high cooling and heating performance. Viscous/spring-mounted suspension cushions operator from vibrations.

Deluxe seat with adjustable height, tilt, recline, forward-back settings, retractable seat belt and selectable horizontal suspension for reduced whole body vibration.

Adjustable easy-to-read 16.3 cm (6.4") LCD color monitor provides real time information of machine functions, important diagnostic information and a wide variety of work tool settings. LCD monitor is switchable to rear-view camera monitor.

## Sound Level:

**Sound level in cab according to ISO 6396**  
..... LpA 70 dB(A)

**External sound level according to ISO 6395 and EU Directive 2000/14/EC**  
..... LwA 100 dB(A)

## Ground pressure

- **EC140C** with 4.6 m boom, 3.0 m arm, 2,100 kg counterweight

Description	Shoe width	Operating weight up to	Ground pressure	Overall width
Triple grouser	500 mm	12,760 kg	40.2 kPa	2,490 mm
	600 mm	12,840 kg	33.3 kPa	2,590 mm
	700 mm	13,050 kg	29.4 kPa	2,690 mm

- **EC140C L** with 4.6 m boom, 2.5 m arm, 2,450 kg counterweight

Description	Shoe width	Operating weight up to	Ground pressure	Overall width
Triple grouser	500 mm	13,270 kg	41.2 kPa	2,490 mm
	600 mm	13,450 kg	35.3 kPa	2,590 mm
	700 mm	13,670 kg	30.4 kPa	2,690 mm
	750 mm	13,850 kg	29.4 kPa	2,740 mm

- **EC140C L** with **dozer blade**, 4.6 m boom, 2.5 m arm, 2,450 kg counterweight

Description	Shoe width	Operating weight up to	Ground pressure	Overall width
Triple grouser	500 mm	14,250 kg	45.1 kPa	2,490 mm
	600 mm	14,440 kg	38.2 kPa	2,590 mm
	700 mm	14,660 kg	33.3 kPa	2,690 mm
	750 mm	14,840 kg	31.4 kPa	2,740 mm

- **EC140C LM** with 4.6 m boom, 2.5 m arm, 2,450 kg counterweight

Description	Shoe width	Operating weight up to	Ground pressure	Overall width
Triple grouser	600 mm	14,170 kg	37.3 kPa	2,590 mm
	700 mm	14,380 kg	32.4 kPa	2,690 mm
	800 mm	14,770 kg	29.4 kPa	2,790 mm
	900 mm	15,000 kg	26.5 kPa	2,890 mm

## Max. permitted buckets

- Note: 1. Bucket size based on ISO 7451, heaped material with a 1:1 angle of repose.  
 2. "Max. permitted sizes" are for reference only and are not necessarily available from the factory.  
 3. Bucket widths are less than bucket's tip radius.

- **EC140C** and **EC140C L** with **direct fit bucket**, 2,450 kg counterweight

Description	Max. bucket volume / weight	4.6 m boom			4.6 m 2-piece boom		
		2.1 m arm	2.5 m arm	3.0 m arm	2.1 m arm	2.5 m arm	3.0 m arm
GP bucket 1.5 t/m <sup>3</sup>	l / kg	925 / 750	775 / 750	675 / 550	900 / 750	775 / 750	675 / 550
GP bucket 1.8 t/m <sup>3</sup>	l / kg	825 / 700	675 / 700	600 / 500	800 / 750	675 / 750	600 / 500

- **EC140C** and **EC140C L** with **quick fit bucket**, 2,450 kg counterweight

Description	Max. bucket volume / weight	4.6 m boom			4.6 m 2-piece boom		
		2.1 m arm	2.5 m arm	3.0 m arm	2.1 m arm	2.5 m arm	3.0 m arm
GP bucket 1.5 t/m <sup>3</sup>	l / kg	875 / 750	725 / 600	625 / 500	850 / 700	725 / 600	625 / 500
GP bucket 1.8 t/m <sup>3</sup>	l / kg	775 / 650	650 / 550	550 / 450	750 / 650	650 / 550	550 / 450

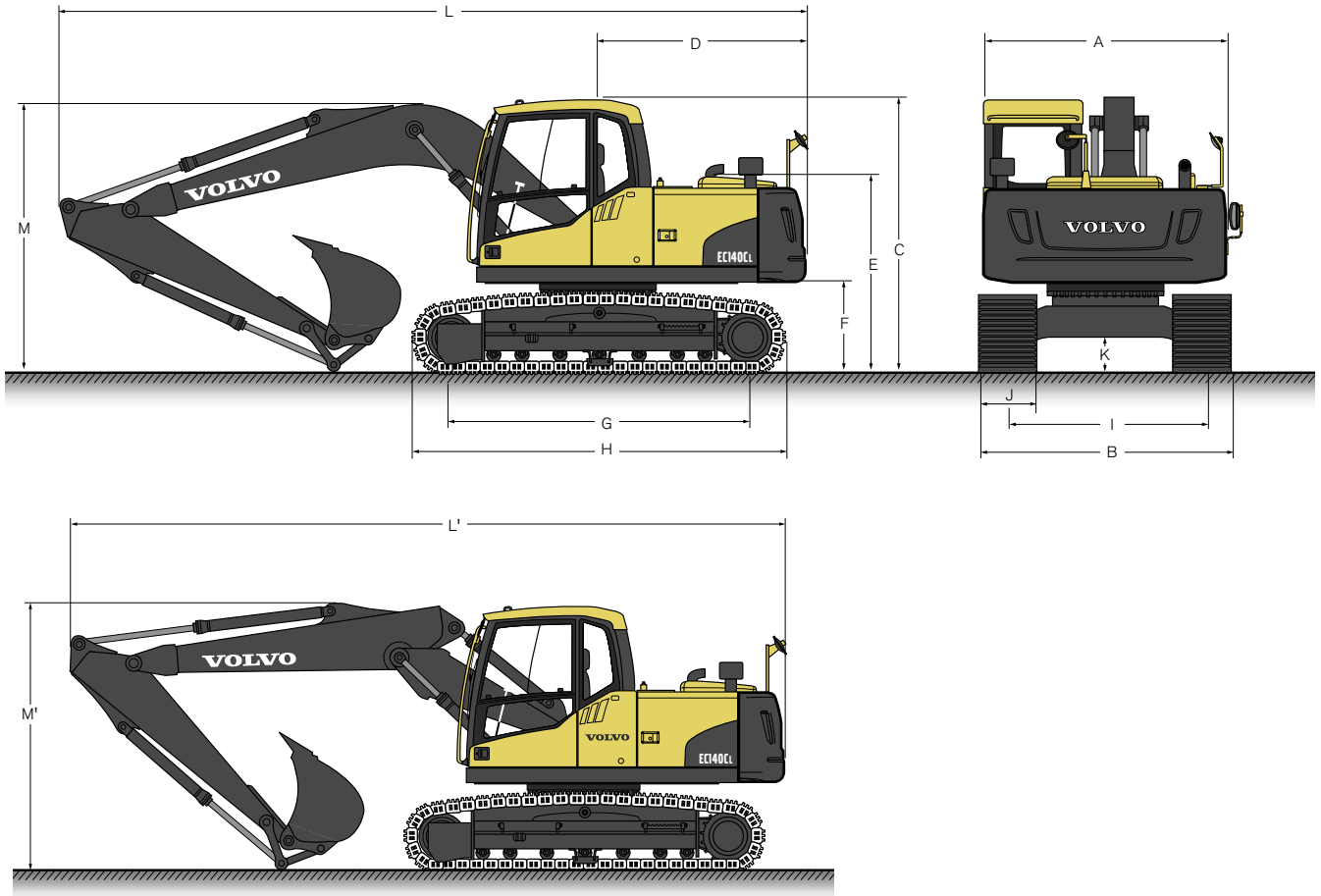
- **EC140C LM** with **direct fit bucket**, 2,450 kg counterweight

Description	Max. bucket volume / weight	4.6 m GP boom			4.6 m VA boom		
		2.1 m arm	2.5 m arm	3.0 m arm	2.1 m arm	2.5 m arm	3.0 m arm
GP bucket 1.5 t/m <sup>3</sup>	l / kg	925 / 750	775 / 650	675 / 550	900 / 750	775 / 650	675 / 550
GP bucket 1.8 t/m <sup>3</sup>	l / kg	825 / 700	675 / 550	600 / 500	800 / 650	675 / 550	600 / 500

- **EC140C LM** with **quick fit bucket**, 2,450 kg counterweight

Description	Max. bucket volume / weight	4.6 m GP boom			4.6 m VA boom		
		2.1 m arm	2.5 m arm	3.0 m arm	2.1 m arm	2.5 m arm	3.0 m arm
GP bucket 1.5 t/m <sup>3</sup>	l / kg	875 / 750	725 / 600	625 / 500	850 / 700	725 / 600	625 / 500
GP bucket 1.8 t/m <sup>3</sup>	l / kg	775 / 650	650 / 550	550 / 450	750 / 650	650 / 550	550 / 450

## Dimensions



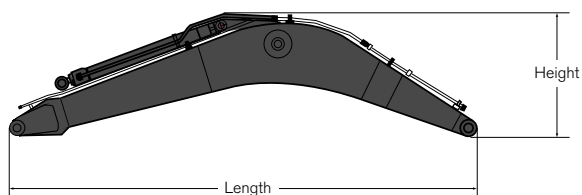
Description	Unit	EC140C		
		4.6 m boom		
		2.1 m arm	2.5 m arm	3.0 m arm
A. Overall width of upper structure	mm	2,490	2,490	2,490
B. Overall width	mm	2,690	2,690	2,690
C. Overall height of cab	mm	2,800	2,800	2,800
D. Tail swing radius	mm	2,200	2,200	2,200
E. Overall height of engine hood	mm	2,020	2,020	2,020
F. Counterweight clearance *	mm	920	920	920
G. Tumbler length	mm	2,870	2,870	2,870
H. Track length	mm	3,590	3,590	3,590
I. Track gauge	mm	1,990	1,990	1,990
J. Shoe width	mm	700	700	700
K. Min. ground clearance *	mm	436	436	436
L. Overall length	mm	7,700	7,700	7,580
M. Overall height of boom	mm	2,710	2,830	3,210

\* Without shoe grouser

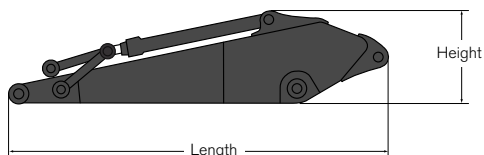
Description	Unit	EC140C L			EC140C LM		
		4.6 m boom			4.6 m boom		
		2.1 m arm	2.5 m arm	3.0 m arm	2.1 m arm	2.5 m arm	3.0 m arm
A. Overall width of upper structure	mm	2,490	2,490	2,490	2,490	2,490	2,490
B. Overall width	mm	2,590	2,590	2,590	2,690	2,690	2,690
C. Overall height of cab	mm	2,800	2,800	2,800	2,990	2,990	2,990
D. Tail swing radius	mm	2,200	2,200	2,200	2,200	2,200	2,200
E. Overall height of engine hood	mm	2,020	2,020	2,020	2,214	2,214	2,214
F. Counterweight clearance *	mm	920	920	920	1,113	1,113	1,113
G. Tumbler length	mm	3,040	3,040	3,040	3,000	3,000	3,000
H. Track length	mm	3,760	3,760	3,760	3,790	3,790	3,790
I. Track gauge	mm	1,990	1,990	1,990	1,990	1,990	1,990
J. Shoe width	mm	600	600	600	700	700	700
K. Min. ground clearance *	mm	436	436	436	580	580	580
L. Overall length	mm	7,700	7,700	7,580	7,670	7,690	7,650
L'. Overall length	mm	7,680	7,620	7,390	7,700	7,670	7,490
M. Overall height of boom	mm	2,710	2,830	3,210	2,780	2,900	3,160
M'. Overall height of boom	mm	2,720	2,950	3,350	2,820	2,990	3,370

\* Without shoe grouser

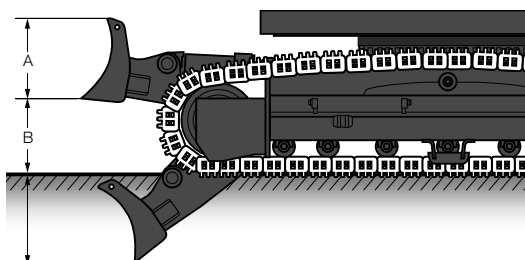
• Boom



• Arm



• Front dozer blade



• EC140C, EC140C L and EC140C LM

Description	Unit	4.6 m	4.6 m VA
Length	mm	4,770	4,765
Height	mm	1,370	1,225
Width	mm	545	545
Weight	kg	1,100	1,400

\* Includes arm cylinder, piping and pin

• EC140C and EC140C L

Description	Unit	2.1 m	2.5 m	3.0 m
Length	mm	2,800	3,200	3,700
Height	mm	710	710	780
Width	mm	275	275	275
Weight	kg	555	625	685

\* Includes bucket cylinder, linkage and pin

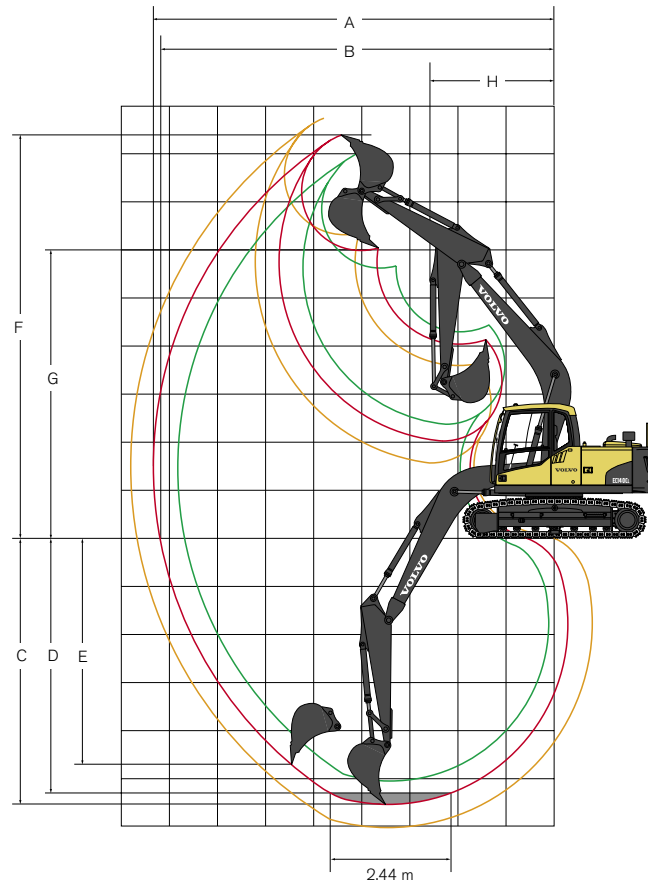
• EC140C LM

Description	Unit	2.1 m	2.5 m	3.0 m
Length	mm	2,800	3,195	3,690
Height	mm	710	675	750
Width	mm	275	275	275
Weight	kg	555	625	685

\* Includes bucket cylinder, linkage and pin

Description	Unit	Measurement
A. Height	mm	580
Width	mm	2,590
Weight	kg	460
B. Lift height	mm	505
C. Digging depth	mm	575

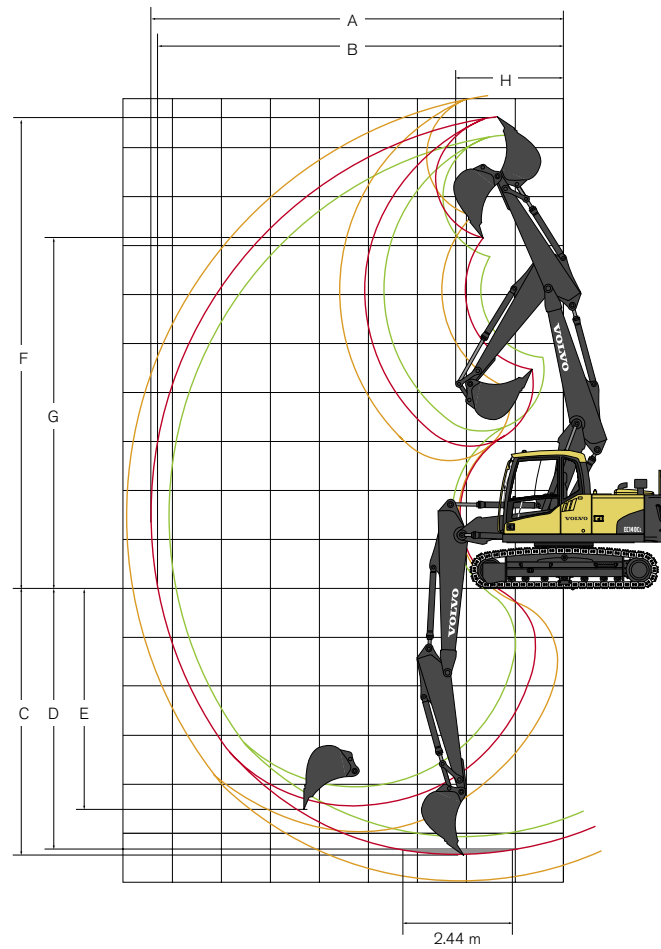
## Working ranges & digging force



Machine with direct fit bucket	Unit	EC140C and EC140C L			EC140C LM		
		4.6 m boom			4.6 m boom		
		2.1 m arm	2.5 m arm	3.0 m arm	2.1 m arm	2.5 m arm	3.0 m arm
A. Max. digging reach	mm	7,960	8,330	8,820	7,960	8,330	8,820
B. Max. digging reach on ground	mm	7,810	8,190	8,690	7,770	8,150	8,650
C. Max. digging depth	mm	5,130	5,530	6,030	4,940	5,340	5,840
D. Max. digging depth (2.44 m level)	mm	4,870	5,310	5,850	4,680	5,110	5,650
E. Max. vertical wall digging depth	mm	4,580	4,960	5,500	4,380	4,770	5,310
F. Max. cutting height	mm	8,160	8,390	8,740	8,350	8,590	8,930
G. Max. dumping height	mm	5,740	5,980	6,320	5,940	6,170	6,510
H. Min. front swing radius	mm	2,570	2,630	2,840	2,570	2,630	2,840

Digging forces with direct fit bucket		Unit	EC140C and EC140C L			EC140C LM		
			4.6 m boom			4.6 m boom		
			2.1 m arm	2.5 m arm	3.0 m arm	2.1 m arm	2.5 m arm	3.0 m arm
Bucket radius		mm	1,250	1,250	1,250	1,250	1,250	1,250
Breakout force - bucket (Normal/Power boost)	SAE J1179	kN	82.4 / 87.3	82.4 / 87.3	82.4 / 87.3	82.4 / 87.3	82.4 / 87.3	82.4 / 87.3
	ISO 6015	kN	93.2 / 98.1	93.2 / 98.1	93.2 / 98.1	93.2 / 98.1	93.2 / 98.1	93.2 / 98.1
Tearout force - arm (Normal/Power boost)	SAE J1179	kN	69.6 / 73.5	61.8 / 65.7	54.9 / 58.8	69.6 / 73.5	61.8 / 65.7	54.9 / 58.8
	ISO 6015	kN	71.6 / 75.5	63.7 / 67.7	56.9 / 59.8	71.6 / 75.5	63.7 / 67.7	56.9 / 59.8
Rotation angle, bucket		deg.	174	174	174	174	174	174

## Working ranges & digging force



Machine with direct fit bucket	Unit	EC140C and EC140C L			EC140C LM		
		4.6 m 2-piece boom			4.6 m 2-piece boom		
		2.1 m arm	2.5 m arm	3.0 m arm	2.1 m arm	2.5 m arm	3.0 m arm
A. Max. digging reach	mm	8,050	8,440	8,930	8,050	8,440	8,930
B. Max. digging reach on ground	mm	7,910	8,300	8,800	7,870	8,260	8,760
C. Max. digging depth	mm	5,050	5,450	5,950	4,860	5,260	5,760
D. Max. digging depth (2.44 m level)	mm	4,930	5,340	5,850	4,740	5,140	5,650
E. Max. vertical wall digging depth	mm	4,290	4,680	5,180	4,100	4,480	4,990
F. Max. cutting height	mm	9,250	9,610	10,080	9,440	9,800	10,280
G. Max. dumping height	mm	6,790	7,150	7,630	6,980	7,340	7,820
H. Min. front swing radius	mm	1,960	2,210	2,640	1,960	2,210	2,640















Digging forces with direct fit bucket		Unit	EC140C and EC140C L			EC140C LM		
			4.6 m 2-piece boom			4.6 m 2-piece boom		
			2.1 m arm	2.5 m arm	3.0 m arm	2.1 m arm	2.5 m arm	3.0 m arm
Bucket radius		mm	1,250	1,250	1,250	1,250	1,250	1,250
Breakout force - bucket (Normal/Power boost)	SAE J1179	kN	82.4 / 87.3	82.4 / 87.3	82.4 / 87.3	82.4 / 87.3	82.4 / 87.3	82.4 / 87.3
	ISO 6015	kN	93.2 / 98.1	93.2 / 98.1	93.2 / 98.1	93.2 / 98.1	93.2 / 98.1	93.2 / 98.1
Tearout force - arm (Normal/Power boost)	SAE J1179	kN	69.6 / 73.5	61.8 / 65.7	54.9 / 58.8	69.6 / 73.5	61.8 / 65.7	54.9 / 58.8
	ISO 6015	kN	71.6 / 75.5	63.7 / 67.7	56.9 / 59.8	71.6 / 75.5	63.7 / 67.7	56.9 / 59.8
Rotation angle, bucket		deg.	174	174	174	174	174	174

## Lifting capacity

At the arm end without bucket.

For lifting capacity including bucket, simply subtract actual weight of the direct fit bucket or the bucket with quick fit from the following values.

### • EC140C

 Across under-carriage  Along under-carriage	Lifting hook related to ground level	1.5 m		3.0 m		4.5 m		6.0 m		7.5 m		Max. reach		
														Max. m
Boom 4.6 m + Arm 2.1 m + Shoe 700 mm + Counterweight 2,100 kg	7.5 m kg													
	6 m kg					*3,280	*3,280					*3,450	3,130	4.9
	4.5 m kg					*3,420	*3,420					3,290	2,230	6.0
	3 m kg			*6,140	*6,140	*4,270	3,360	3,210	2,170			2,800	1,880	6.5
	1.5 m kg					4,820	3,140	3,120	2,080			2,640	1,760	6.7
	0 m kg			*5,160	*5,160	4,660	3,000	3,050	2,010			2,700	1,790	6.5
	-1.5 m kg	*4,780	*4,780	9,310	5,470	4,620	2,960					3,060	2,020	6.0
	-3 m kg			*8,120	5,610	4,700	3,040					4,150	2,710	4.9
-4.5 m kg														
Boom 4.6 m + Arm 2.5 m + Shoe 700 mm + Counterweight 2,100 kg	7.5 m kg													
	6 m kg					*2,840	*2,840					*3,200	2,730	5.4
	4.5 m kg					*3,080	*3,080	*3,190	2,290			3,010	2,050	6.4
	3 m kg			*5,320	*5,320	*3,950	3,450	3,270	2,220			2,610	1,760	6.9
	1.5 m kg			*6,300	5,810	4,900	3,220	3,170	2,120			2,460	1,650	7.1
	0 m kg			*5,780	5,530	4,720	3,050	3,080	2,040			2,510	1,670	6.9
	-1.5 m kg	*4,400	*4,400	*9,280	5,500	4,650	2,990	3,050	2,010			2,800	1,850	6.4
	-3 m kg	*8,610	*8,610	*8,680	5,590	4,690	3,030					3,590	2,370	5.4
-4.5 m kg														
Boom 4.6 m + Arm 3.0 m + Shoe 700 mm + Counterweight 2,100 kg	7.5 m kg											*2,860	*2,860	4.6
	6.0 m kg							*2,800	2,310			*2,730	2,290	6.0
	4.5 m kg							*2,780	2,310			*2,560	1,790	6.9
	3.0 m kg					*3,440	*3,440	*3,140	2,230			2,330	1,560	7.4
	1.5 m kg			*7,320	5,950	*4,620	3,240	3,170	2,120	2,240	1,490	2,210	1,470	7.6
	0 m kg			*6,240	5,520	4,710	3,040	3,060	2,020			2,240	1,480	7.4
	-1.5 m kg	*3,820	*3,820	*8,390	5,410	4,600	2,940	3,000	1,960			2,450	1,610	6.9
	-3.0 m kg	*7,060	*7,060	*9,080	5,460	4,600	2,940	3,030	1,990			3,000	1,970	6.0
-4.5 m kg			*7,210	5,670							*4,510	3,120	4.5	















- Notes:
1. Machine in "Fine Mode-F" (Power Boost) for lifting capacities.
  2. The above loads are in compliance with SAE J1097 and ISO 10567 Hydraulic Excavator Lifting Capacity Standards.
  3. Rated loads do not exceed 87% of hydraulic lifting capacity or 75% of tipping load.
  4. Rated loads marked with an asterisk (\*) are limited by hydraulic capacity rather than tipping load.

## Lifting capacity

At the arm end without bucket.

For lifting capacity including bucket, simply subtract actual weight of the direct fit bucket or the bucket with quick fit from the following values.

### • EC140C L

 Across under-carriage  Along under-carriage	Lifting hook related to ground level	1.5 m		3.0 m		4.5 m		6.0 m		7.5 m		Max. reach		
														Max. m
Boom 4.6 m + Arm 2.1 m + Shoe 600 mm + Counterweight 2,450 kg	7.5 m kg													
	6 m kg					*3,300	*3,300					*3,470	3,390	4.9
	4.5 m kg					*3,440	*3,440					*3,530	2,440	6.0
	3 m kg			*6,170	*6,170	*4,280	3,650	*3,710	2,370			3,250	2,070	6.5
	1.5 m kg					*5,330	3,430	3,630	2,280			3,070	1,930	6.7
	0 m kg			*5,170	*5,170	5,460	3,280	3,550	2,210			3,140	1,970	6.5
	-1.5 m kg	*4,790	*4,790	*9,350	5,970	5,420	3,250					3,570	2,220	6.0
	-3 m kg			*8,140	6,100	*5,420	3,320					*4,790	2,970	4.9
Boom 4.6 m + Arm 2.5 m + Shoe 600 mm + Counterweight 2,450 kg	7.5 m kg													
	6 m kg					*2,820	*2,820					*3,180	2,930	5.4
	4.5 m kg					*3,060	*3,060	*3,170	2,460			*3,080	2,200	6.4
	3 m kg			*5,290	*5,290	*3,920	3,700	*3,460	2,390			2,990	1,900	6.9
	1.5 m kg			*6,300	6,240	*5,030	3,460	3,640	2,290			2,830	1,780	7.1
	0 m kg			*5,770	*5,770	5,460	3,290	3,540	2,200			2,890	1,810	6.9
	-1.5 m kg	*4,390	*4,390	*9,280	5,920	5,390	3,220	3,510	2,170			3,210	2,000	6.4
	-3 m kg	*8,600	*8,600	*8,620	6,010	5,440	3,260					4,140	2,550	5.4
Boom 4.6 m + Arm 3.0 m + Shoe 600 mm + Counterweight 2,450 kg	7.5 m kg											*2,850	*2,850	4.5
	6.0 m kg							*2,790	2,480			*2,720	2,460	6.0
	4.5 m kg							*2,760	2,490			*2,550	1,930	6.9
	3.0 m kg					*3,420	*3,420	*3,120	2,400			*2,550	1,690	7.4
	1.5 m kg			*7,270	6,390	*4,590	3,490	3,640	2,280	2,580	1,610	2,540	1,590	7.6
	0 m kg			*6,240	5,940	5,460	3,270	3,520	2,180			2,580	1,600	7.4
	-1.5 m kg	*3,810	*3,810	*8,390	5,830	5,340	3,170	3,460	2,120			2,820	1,750	6.9
	-3.0 m kg	*7,050	*7,050	*9,020	5,880	5,350	3,180	3,490	2,150			3,460	2,130	6.0
2-piece boom 4.6 m + Arm 2.1 m + Shoe 600 mm + Counterweight 2,450 kg	7.5 m kg											*5,350	*5,350	2.9
	6 m kg			*5,090	*5,090	*4,770	3,950					*3,810	3,260	5.0
	4.5 m kg			*5,220	*5,220	*4,910	3,900	3,810	2,410			*3,420	2,360	6.1
	3 m kg					*5,680	3,670	3,750	2,360			3,180	2,000	6.6
	1.5 m kg					5,660	3,410	3,640	2,260			3,000	1,870	6.8
	0 m kg					5,460	3,240	3,550	2,180			3,070	1,900	6.6
	-1.5 m kg			*9,110	5,870	5,400	3,190	3,540	2,170			3,470	2,130	6.1
	-3 m kg													
2-piece boom 4.6 m + Arm 2.5 m + Shoe 600 mm + Counterweight 2,450 kg	7.5 m kg			*5,080	*5,080							*3,990	*3,990	3.8
	6.0 m kg			*4,210	*4,210	*4,310	4,040					*3,080	2,810	5.5
	4.5 m kg			*3,950	*3,950	*4,540	3,960	3,870	2,460			*2,810	2,120	6.5
	3.0 m kg			*7,550	7,050	*5,340	3,730	3,780	2,380			*2,750	1,830	7.0
	1.5 m kg					5,700	3,440	3,650	2,270			2,760	1,710	7.2
	0 m kg			*5,230	*5,230	5,460	3,240	3,540	2,170			2,810	1,730	7.0
	-1.5 m kg			*8,800	5,800	5,370	3,160	3,500	2,130			3,130	1,920	6.5
	-3.0 m kg					*5,290	3,200					*4,230	2,600	5.3
2-piece boom 4.6 m + Arm 3.0 m + Shoe 600 mm + Counterweight 2,450 kg	7.5 m kg			*4,150	*4,150	*3,450	*3,450					*3,100	*3,100	4.7
	6 m kg					*3,670	*3,670	*3,010	2,490			*2,530	2,360	6.2
	4.5 m kg			*2,850	*2,850	*3,600	*3,600	*3,750	2,500			*2,330	1,860	7.1
	3 m kg					*4,660	3,780	3,800	2,400	*2,430	1,640	*2,280	1,630	7.5
	1.5 m kg					5,750	3,490	3,650	2,270	2,580	1,600	*2,350	1,530	7.7
	0 m kg					5,470	3,250	3,530	2,160	2,540	1,560	2,520	1,550	7.5
	-1.5 m kg	*3,460	*3,460	*7,920	5,760	5,340	3,130	3,460	2,100			2,750	1,690	7.1
	-3 m kg			*8,550	5,820	5,340	3,130	3,490	2,120			3,360	2,050	6.2
-4.5 m kg														















- Notes:
1. Machine in "Fine Mode-F" (Power Boost) for lifting capacities.
  2. The above loads are in compliance with SAE J1097 and ISO 10567 Hydraulic Excavator Lifting Capacity Standards.
  3. Rated loads do not exceed 87% of hydraulic lifting capacity or 75% of tipping load.
  4. Rated loads marked with an asterisk (\*) are limited by hydraulic capacity rather than tipping load.

## Lifting capacity

At the arm end without bucket.

For lifting capacity including bucket, simply subtract actual weight of the direct fit bucket or the bucket with quick fit from the following values.

### • EC140C LM

 Across under-carriage  Along under-carriage	Lifting hook related to ground level	1.5 m		3.0 m		4.5 m		6.0 m		7.5 m		Max. reach		
														Max. m
Boom 4.6 m + Arm 2.1 m + Shoe 700 mm + Counterweight 2,450 kg	7.5 m kg													
	6 m kg					*2,900	*2,900					*3,100	*3,100	5.1
	4.5 m kg					*3,110	*3,110	*3,220	2,560			*3,170	2,480	6.1
	3 m kg			*4,940	*4,940	*3,870	3,840	*3,490	2,480			3,220	2,110	6.7
	1.5 m kg			*3,610	*3,610	*4,900	3,600	3,680	2,380			3,030	1,960	6.8
	0 m kg			*3,560	*3,560	5,520	3,410	3,590	2,290			3,080	1,980	6.7
	-1.5 m kg	*4,610	*4,610	*7,900	6,100	5,420	3,330	3,550	2,260			3,450	2,200	6.1
	-3 m kg	*7,940	*7,940	*8,690	6,190	5,460	3,360					4,550	2,850	5.1
	-4.5 m kg													
Boom 4.6 m + Arm 2.5 m + Shoe 700 mm + Counterweight 2,450 kg	7.5 m kg													
	6 m kg											*2,790	*2,790	5.6
	4.5 m kg							*2,900	2,590			*2,680	2,240	6.6
	3 m kg			*4,490	*4,490	*3,500	*3,500	*3,230	2,500			*2,740	1,930	7.1
	1.5 m kg			*7,150	6,640	*4,560	3,640	3,690	2,380			2,790	1,800	7.2
	0 m kg			*5,220	*5,220	5,530	3,420	3,580	2,290			2,830	1,810	7.1
	-1.5 m kg	*4,210	*4,210	*7,620	6,040	5,400	3,310	3,520	2,230			3,110	1,980	6.6
	-3 m kg	*6,800	*6,800	*9,020	6,100	5,400	3,310					3,910	2,470	5.6
	-4.5 m kg			*7,300	6,300						*5,710	4,310	3.8	
Boom 4.6 m + Arm 3.0 m + Shoe 700 mm + Counterweight 2,450 kg	7.5 m kg													
	6.0 m kg							*2,490	*2,490			*2,360	*2,360	6.3
	4.5 m kg							*2,510	*2,510			*2,260	1,950	7.1
	3.0 m kg					*2,990	*2,990	*2,880	2,510	*2,520	1,750	*2,290	1,710	7.6
	1.5 m kg			*6,040	*6,040	*4,090	3,680	*3,410	2,390	2,620	1,690	*2,430	1,600	7.8
	0 m kg			*6,440	6,200	*5,200	3,420	3,570	2,270	2,560	1,630	2,520	1,600	7.6
	-1.5 m kg	*2,760	*2,760	*7,250	5,990	5,370	3,270	3,490	2,190			2,720	1,730	7.1
	-3.0 m kg	*5,670	*5,670	*9,270	5,990	5,330	3,240	3,470	2,180			3,270	2,060	6.3
	-4.5 m kg	*9,890	*9,890	*8,050	6,140	*5,270	3,320				*4,890	3,060	4.8	
2-piece boom 4.6 m + Arm 2.1 m + Shoe 700 mm + Counterweight 2,450 kg	7.5 m kg			*4,420	*4,420							*3,840	*3,840	3.3
	6 m kg			*4,540	*4,540	*4,340	3,950					*3,060	3,020	5.3
	4.5 m kg			*4,760	*4,760	*4,600	3,860	3,710	2,410			*2,870	2,220	6.3
	3 m kg			*7,230	6,930	*5,310	3,630	3,610	2,320			*2,890	1,890	6.8
	1.5 m kg			*3,610	*3,610	5,450	3,370	3,480	2,200			2,770	1,750	7.0
	0 m kg			*3,560	*3,560	5,210	3,150	3,380	2,110			2,810	1,760	6.8
	-1.5 m kg			*7,360	5,610	5,100	3,060	3,330	2,070			3,130	1,950	6.3
	-3 m kg					5,130	3,090					4,200	2,580	5.1
	-4.5 m kg													
2-piece boom 4.6 m + Arm 2.5 m + Shoe 700 mm + Counterweight 2,450 kg	7.5 m kg			*4,230	*4,230							*3,100	*3,100	4.1
	6.0 m kg					*3,880	*3,880					*2,570	*2,570	5.8
	4.5 m kg			*3,690	*3,690	*4,190	4,150	*3,750	2,610			*2,420	2,140	6.7
	3.0 m kg			*5,300	*5,300	*4,960	3,930	3,910	2,500			*2,430	1,850	7.2
	1.5 m kg			*3,850	*3,850	*5,910	3,640	3,770	2,380			*2,560	1,730	7.4
	0 m kg			*3,560	*3,560	5,640	3,400	3,650	2,270			2,790	1,740	7.2
	-1.5 m kg			*7,120	5,970	5,490	3,270	3,580	2,200			3,060	1,890	6.7
	-3.0 m kg			*8,540	6,030	5,490	3,270					3,790	2,330	5.8
	-4.5 m kg													
2-piece boom 4.6 m + Arm 3.0 m + Shoe 700 mm + Counterweight 2,450 kg	7.5 m kg					*3,190	*3,190					*2,550	*2,550	5.0
	6 m kg					*3,280	*3,280	*2,870	2,680			*2,180	*2,180	6.5
	4.5 m kg					*3,290	*3,290	*3,370	2,640			*2,050	1,870	7.3
	3 m kg			*3,250	*3,250	*3,990	*3,990	3,940	2,530	*2,700	1,740	*2,040	1,640	7.8
	1.5 m kg			*4,600	*4,600	*5,500	3,700	3,790	2,390	2,680	1,680	*2,120	1,540	7.9
	0 m kg			*3,850	*3,850	5,660	3,410	3,640	2,260	2,610	1,620	*2,320	1,540	7.8
	-1.5 m kg	*3,970	3,970	*6,750	5,920	5,470	3,240	3,550	2,170			2,680	1,650	7.3
	-3 m kg			*9,240	5,910	5,420	3,200	3,530	2,150			3,200	1,960	6.5
	-4.5 m kg													















- Notes:
1. Machine in "Fine Mode-F" (Power Boost) for lifting capacities.
  2. The above loads are in compliance with SAE J1097 and ISO 10567 Hydraulic Excavator Lifting Capacity Standards.
  3. Rated loads do not exceed 87% of hydraulic lifting capacity or 75% of tipping load.
  4. Rated loads marked with an asterisk (\*) are limited by hydraulic capacity rather than tipping load.

## Lifting capacity

At the arm end without bucket.

For lifting capacity including bucket, simply subtract actual weight of the direct fit bucket or the bucket with quick fit from the following values.

### • EC140C L

 Across under-carriage  Along under-carriage	Lifting hook related to ground level	1.5 m		3.0 m		4.5 m		6.0 m		7.5 m		Max. reach		
														Max. m
Boom 4.6 m + Arm 2.1 m + Shoe 500 mm + Counterweight 2,450 kg + Dozer blade	7.5 m kg													
	6 m kg					*3,300	*3,300					*3,480	*3,480	4.9
	4.5 m kg					*3,450	*3,450					*3,530	2,880	6.0
	3 m kg			*6,170	*6,170	*4,290	*4,290	*3,720	2,810			*3,680	2,460	6.5
	1.5 m kg					*5,340	4,100	*4,140	2,720			*3,880	2,320	6.7
	0 m kg			*5,170	*5,170	*6,050	3,950	*4,480	2,660			*4,130	2,360	6.5
	-1.5 m kg	*4,790	*4,790	*9,370	7,310	*6,170	3,910					*4,440	2,660	6.0
	-3 m kg			*8,150	7,440	*5,420	3,990					*4,800	3,560	5.0
-4.5 m kg														
Boom 4.6 m + Arm 2.5 m + Shoe 500 mm + Counterweight 2,450 kg + Dozer blade	7.5 m kg													
	6 m kg					*2,820	*2,820					*3,180	*3,180	5.4
	4.5 m kg					*3,060	*3,060	*3,170	2,900			*3,080	2,610	6.4
	3 m kg			*5,290	*5,290	*3,920	*3,920	*3,460	2,830			*3,080	2,260	6.9
	1.5 m kg			*6,300	*6,300	*5,030	4,120	*3,940	2,730			*3,270	2,130	7.1
	0 m kg			*5,770	*5,770	*5,870	3,950	*4,360	2,640			*3,670	2,170	6.9
	-1.5 m kg	*4,390	*4,390	*9,280	7,240	*6,160	3,880	*4,480	2,610			*4,140	2,400	6.4
	-3 m kg	*8,600	*8,600	*8,620	7,340	*5,730	3,920					*4,500	3,060	5.4
-4.5 m kg														
Boom 4.6 m + Arm 3.0 m + Shoe 500 mm + Counterweight 2,450 kg + Dozer blade	7.5 m kg											*2,850	*2,850	4.5
	6.0 m kg							*2,790	*2,790			*2,720	*2,720	6.0
	4.5 m kg							*2,760	*2,760			*2,550	2,290	6.9
	3.0 m kg					*3,420	*3,420	*3,120	2,840			*2,550	2,020	7.4
	1.5 m kg			*7,270	*7,270	*4,590	4,150	*3,660	2,720	*2,970	1,940	*2,670	1,910	7.6
	0 m kg			*6,240	*6,240	*5,580	3,940	*4,160	2,620			*2,950	1,930	7.4
	-1.5 m kg	*3,810	*3,810	*8,390	7,160	*6,070	3,830	*4,430	2,560			*3,500	2,110	6.9
	-3.0 m kg	*7,050	*7,050	*9,020	7,210	*5,920	3,840	*4,130	2,590			*4,090	2,570	6.0
-4.5 m kg			*7,160	*7,160							*4,480	4,030	4.5	
2-piece boom 4.6 m + Arm 2.1 m + Shoe 500 mm + Counterweight 2,450 kg + Dozer blade	7.5 m kg											*5,350	*5,350	2.9
	6 m kg			*5,090	*5,090	*4,770	4,640					*3,810	*3,810	5.0
	4.5 m kg			*5,220	*5,220	*4,910	4,580	*3,910	2,860			*3,420	2,800	6.1
	3 m kg					*5,680	4,350	*4,630	2,810			*3,350	2,390	6.6
	1.5 m kg					*6,510	4,080	*4,910	2,700			*3,480	2,240	6.8
	0 m kg					*6,820	3,910	*4,970	2,620			*3,850	2,290	6.6
	-1.5 m kg			*9,110	7,210	*6,360	3,860	*4,350	2,610			*4,200	2,570	6.1
	-3 m kg													
-4.5 m kg														
2-piece boom 4.6 m + Arm 2.5 m + Shoe 500 mm + Counterweight 2,450 kg + Dozer blade	7.5 m kg			*5,080	*5,080							*3,990	*3,990	3.8
	6.0 m kg			*4,210	*4,210	*4,310	*4,310					*3,080	*3,080	5.5
	4.5 m kg			*3,950	*3,950	*4,540	*4,540	*4,190	2,910			*2,810	2,520	6.5
	3.0 m kg			*7,550	*7,550	*5,340	4,410	*4,430	2,830			*2,750	2,190	7.0
	1.5 m kg					*6,280	4,120	*4,780	2,710			*2,840	2,060	7.2
	0 m kg			*5,230	*5,230	*6,770	3,910	*4,960	2,610			*3,120	2,090	7.0
	-1.5 m kg			*8,800	7,140	*6,530	3,830	*4,650	2,570			*3,670	2,310	6.5
	-3.0 m kg					*5,290	3,870							5.5
-4.5 m kg														
2-piece boom 4.6 m + Arm 3.0 m + Shoe 500 mm + Counterweight 2,450 kg + Dozer blade	7.5 m kg			*4,150	*4,150	*3,450	*3,450					*3,100	*3,100	4.7
	6 m kg					*3,670	*3,670	*3,010	2,940			*2,530	*2,530	6.2
	4.5 m kg			*2,850	*2,850	*3,600	*3,600	*3,760	2,950			*2,330	2,220	7.1
	3 m kg					*4,660	4,470	*4,140	2,850	*2,430	1,970	*2,280	1,960	7.5
	1.5 m kg					*5,930	4,160	*4,580	2,720	*3,170	1,930	*2,350	1,850	7.7
	0 m kg					*6,640	3,920	*4,890	2,600	*2,740	1,890	*2,530	1,870	7.5
	-1.5 m kg	*3,460	*3,460	*7,920	7,090	*6,670	3,800	*4,810	2,540			*2,910	2,040	7.1
	-3 m kg			*8,550	7,150	*5,830	3,800	*3,850	2,560			*3,530	2,480	6.2
-4.5 m kg														















- Notes:
1. Machine in "Fine Mode-F" (Power Boost) for lifting capacities.
  2. The above loads are in compliance with SAE J1097 and ISO 10567 Hydraulic Excavator Lifting Capacity Standards.
  3. Rated loads do not exceed 87% of hydraulic lifting capacity or 75% of tipping load.
  4. Rated loads marked with an asterisk (\*) are limited by hydraulic capacity rather than tipping load.

## Lifting capacity

At the arm end without bucket.

For lifting capacity including bucket, simply subtract actual weight of the direct fit bucket or the bucket with quick fit from the following values.

### • EC140C L

 Across under-carriage  Along under-carriage	Lifting hook related to ground level	1.5 m		3.0 m		4.5 m		6.0 m		7.5 m		Max. reach		
														Max. m
Boom 4.6 m + Arm 2.1 m + Shoe 600 mm + Counterweight 2,450 kg + Dozer blade	7.5 m kg													
	6 m kg					*3,300	*3,300					*3,480	*3,480	4.9
	4.5 m kg					*3,450	*3,450					*3,530	2,920	6.0
	3 m kg			*6,170	*6,170	*4,290	*4,290	*3,720	2,850			*3,680	2,490	6.5
	1.5 m kg					*5,340	4,150	*4,140	2,760			*3,880	2,350	6.7
	0 m kg			*5,170	*5,170	*6,050	4,000	*44,80	2,690			*4,130	2,400	6.5
	-1.5 m kg	*4,790	*4,790	*9,370	7,400	*6,170	3,970					*4,440	2,700	6.0
	-3 m kg			*8,150	7,540	*5,420	4,040					*4,800	3,600	5.0
-4.5 m kg														
Boom 4.6 m + Arm 2.5 m + Shoe 600 mm + Counterweight 2,450 kg + Dozer blade	7.5 m kg													
	6 m kg					*2,820	*2,820					*3,180	*3,180	5.4
	4.5 m kg					*3,060	*3,060	*3,170	2,940			*3,080	2,640	6.4
	3 m kg			*5,290	*5,290	*3,920	*3,920	*3,460	2,860			*3,080	2,290	6.9
	1.5 m kg			*6,300	*6,300	*5,030	4,180	*3,940	2,760			*3,270	2,160	7.1
	0 m kg			*5,770	*5,770	*5,870	4,000	*4,360	2,680			*3,670	2,200	6.9
	-1.5 m kg	*4,390	*4,390	*9,280	7,330	*6,160	3,930	*4,480	2,650			*4,140	2,440	6.4
	-3 m kg	*8,600	*8,600	*8,620	7,430	*5,730	3,970					*4,500	3,100	5.4
-4.5 m kg														
Boom 4.6 m + Arm 3.0 m + Shoe 600 mm + Counterweight 2,450 kg + Dozer blade	7.5 m kg											*2,850	*2,850	4.5
	6.0 m kg							*2,790	*2,790			*2,720	*2,720	6.0
	4.5 m kg							*2,760	*2,760			*2,550	2,320	6.9
	3.0 m kg					*3,420	*3,420	*3,120	2,880			*2,550	2,050	7.4
	1.5 m kg			*7,270	*7,270	*4,590	4,210	*3,660	2,760			*2,670	1,940	7.6
	0 m kg			*6,240	*6,240	*5,580	3,990	*4,160	2,650			*2,950	1,960	7.4
	-1.5 m kg	*3,810	*3,810	*8,390	7,250	*6,070	3,880	*4,430	2,600			*3,500	2,140	6.9
	-3.0 m kg	*7,050	*7,050	*9,020	7,310	*5,920	3,890	*4,130	2,630			*4,090	2,610	6.0
-4.5 m kg			*7,160	*7,160							*4,480	4,080	4.5	
2-piece boom 4.6 m + Arm 2.1 m + Shoe 600 mm + Counterweight 2,450 kg + Dozer blade	7.5 m kg											*5,350	*5,350	2.9
	6 m kg			*5,090	*5,090	*4,770	4,690					*3,810	*3,810	5.0
	4.5 m kg			*5,220	*5,220	*4,910	4,630	*3,910	2,900			*3,420	2,830	6.1
	3 m kg					*5,680	4,400	*4,630	2,840			*3,350	2,420	6.6
	1.5 m kg					*6,510	4,130	*4,910	2,740			*3,480	2,270	7.0
	0 m kg					*6,820	3,960	*4,970	2,660			*3,850	2,320	6.6
	-1.5 m kg			*9,110	7,300	*6,360	3,910	*4,350	2,650			*4,200	2,600	6.1
	-3 m kg													
-4.5 m kg														
2-piece boom 4.6 m + Arm 2.5 m + Shoe 600 mm + Counterweight 2,450 kg + Dozer blade	7.5 m kg			*5,080	*5,080							*3,990	*3,990	3.6
	6.0 m kg			*4,210	*4,210	*4,310	*4,310					*3,080	*3,080	5.5
	4.5 m kg			*3,950	*3,950	*4,540	*4,540	*4,190	2,950			*2,810	2,560	6.5
	3.0 m kg			*7,550	*7,550	*5,340	4,460	*4,430	2,870			*2,750	2,220	7.0
	1.5 m kg					*6,280	4,170	*4,780	2,750			*2,840	2,090	7.2
	0 m kg			*5,230	*5,230	*6,770	3,960	*4,960	2,650			*3,120	2,120	7.0
	-1.5 m kg			*8,800	7,230	*6,530	3,880	*4,650	2,610			*3,670	2,350	6.5
	-3.0 m kg					*5,290	3,920							5.5
-4.5 m kg														
2-piece boom 4.6 m + Arm 3.0 m + Shoe 600 mm + Counterweight 2,450 kg + Dozer blade	7.5 m kg			*4,150	*4,150	*3,450	*3,450					*3,100	*3,100	4.7
	6 m kg					*3,670	*3,670	*3,010	2,980			*2,530	*2,530	6.2
	4.5 m kg			*2,850	*2,850	*3,600	*3,600	*3,760	2,980			*2,330	2,250	7.1
	3 m kg					*4,660	4,520	*4,140	2,890	*2,430	2,000	*2,280	1,980	7.5
	1.5 m kg					*5,930	4,210	*4,580	2,750	*3,170	1,950	*2,350	1,880	7.7
	0 m kg					*6,640	3,970	*4,890	2,640	*2,740	1,910	*2,530	1,900	7.5
	-1.5 m kg	*3,460	*3,460	*7,920	7,180	*6,670	3,850	*4,810	2,570			*2,910	2,070	7.1
	-3 m kg			*8,550	7,240	*5,830	3,850	*3,850	2,600			*3,530	2,510	6.2
-4.5 m kg														

- Notes:
1. Machine in "Fine Mode-F" (Power Boost) for lifting capacities.
  2. The above loads are in compliance with SAE J1097 and ISO 10567 Hydraulic Excavator Lifting Capacity Standards.
  3. Rated loads do not exceed 87% of hydraulic lifting capacity or 75% of tipping load.
  4. Rated loads marked with an asterisk (\*) are limited by hydraulic capacity rather than tipping load.

## STANDARD EQUIPMENT

### Engine

Turbocharged, 4-stroke diesel engine with water cooling, direct injection and charged air cooler that meets EU Stage IIIA/EPA Tier 3 emission standards  
Air filter with indicator  
Air intake heater  
Electric engine shut-off  
Fuel filter and water separator  
Alternator, 80 A  
Fuel filler pump: 35 l/min, with automatic shut-off

### Electric/Electronic control system

Contronics  
– Advanced mode control system  
– Self-diagnostic system  
Machine status indication  
Engine speed sensing power control  
Automatic idling system  
One-touch power boost  
Safety stop/start function  
Adjustable LCD color monitor  
Master electrical disconnect switch  
Engine restart prevention circuit  
High-capacity halogen lights:  
– Frame-mounted 2  
– Boom-mounted 1  
Batteries, 2 x 12 V / 100 Ah  
Start motor, 24 V / 5.5 kW  
Travel alarm  
Rotating warning beacon

### Hydraulic system

Automatic sensing hydraulic system  
– Summation system  
– Boom priority  
– Arm priority  
– Swing priority  
Boom, arm and bucket regeneration valves  
Swing anti-rebound valves  
Boom and arm holding valves  
Multi-stage filtering system  
Cylinder cushioning  
Cylinder contamination seals  
Auxiliary hydraulic valve  
Automatic two-speed travel motors  
Quick fit piping

### Superstructure

Access way with handrail  
Tool storage area  
Punched metal anti-slip plates

### Cab and interior

Fabric seat  
Heater & air-conditioner, automatic  
Control joysticks with 4 switches each  
Hydraulic dampening cab mounts  
Adjustable operator seat and joystick control console  
Flexible antenna  
AM/FM stereo with CD player and MP3 input

Hydraulic safety lock lever  
Cab, all-weather sound suppressed, includes:  
– Cup holders  
– Door locks  
– Tinted glass  
– Floor mat  
– Horn  
– Large storage area  
– Pull-up type front window  
– Removable lower windshield  
– Seat belt, 3 inch retractable  
– Safety glass  
– Opening top hatch  
– Sun screens, front, roof, rear  
– Windshield wiper with intermittent feature  
Master key

### Undercarriage

Hydraulic track adjusters  
Greased and sealed track chain  
Track guard

### Digging equipment

Manual centralized lubrication

## OPTIONAL EQUIPMENT

### Engine

Block heater: 120V, 240 V  
Cyclone pre-cleaner  
Diesel driven coolant heater, 5 kW  
Water separator with heater

### Electric

Extra lights:  
– Cab-mounted 3  
– Counterweight-mounted 1  
– Boom-mounted 1  
Extra lights (cab front only):  
– Cab-mounted 2  
– Boom-mounted 1  
Anti-theft system

### Hydraulic system

Hose rupture valve: boom, arm  
Overload warning device  
Boom float function  
Hydraulic piping:  
– Work tool management system (up to 20 programmable memories)  
– Hammer & shear, 1 & 2 pump flow  
– Hammer & shear: variable flow and pressure pre-setting  
– Slope & rotator  
– Grapple  
– Oil leak (drain) line  
Volvo hydraulic quick fit (S6)  
Hydraulic oil, ISO VG 32  
Hydraulic oil, ISO VG 46  
Hydraulic oil, ISO VG 68

Hydraulic oil, biodegradable 32  
Hydraulic oil, biodegradable 46  
Long life hydraulic oil, mineral 46

### Superstructure

Full height counterweight 2,100, 2,450kg  
Undercover (1.6/HD 4.5 mm)

### Cab and interior

Fabric seat with heater  
Fabric seat with heater and air suspension  
Heater only, manual  
Air-conditioner without heater, manual  
Control joystick with semi-long levers  
Control joystick with proportional control  
Pilot control pattern change  
Opening top hatch  
AM/FM stereo radio  
Cab mounted falling object guard (FOG)  
Cab-mounted falling object protective structure (FOPS)  
Screen guard for front window  
Sunlight protection, roof (steel)  
Rain shield  
Lower wiper with intermittent control  
Straight travel pedal  
Anti-vandalism kit  
Specific key  
Smoker kit (ashtray and lighter)  
Rear view camera  
Rear view mirror, counterweight

### Undercarriage

Dozer blade  
Undercover (4.5/HD 10 mm)

### Track shoes

EC140C: 500/600/700 mm, with triple grouser  
EC140C L: 500/600/700/750 mm, with triple grouser  
EC140C LM: 600/700/800/900 mm, with triple grouser

### Digging equipment

Boom: 4.6 m monoblock  
4.6 m 2-piece  
Arm: 2.1/2.5/3.0 m  
Linkage with lifting eye

### Service

Tool kit, daily maintenance  
Tool kit, full scale  
CareTrack

Standard and optional equipment may vary by market. Please consult your local Volvo dealer for details.

**NOTE**

**NOTE**



Volvo Construction Equipment is different. Our machines are designed, built and supported in a different way. That difference comes from an engineering heritage of over 175 years. A heritage of thinking first about the people who actually use the machines. About how to help them be safer, more comfortable, more productive. About the environment we all share. The result of that thinking is a growing range of machines and a global support network dedicated to helping you do more. People around the world are proud to use Volvo. And we're proud of what makes Volvo different – **More care. Built in.**



*Not all products are available in all markets. Under our policy of continuous improvement, we reserve the right to change specifications and design without prior notice. The illustrations do not necessarily show the standard version of the machine.*

# **VOLVO**

**Volvo Construction Equipment**  
[www.volvoce.com](http://www.volvoce.com)

Ref. No. VOE30B1004117 English (International)  
Printed in Sweden 2009.04-1 EXC  
Volvo, Seoul