





Titan 326








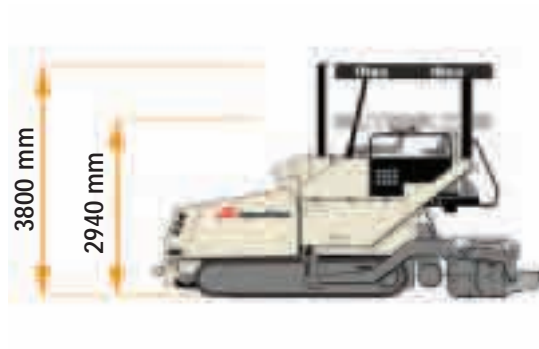
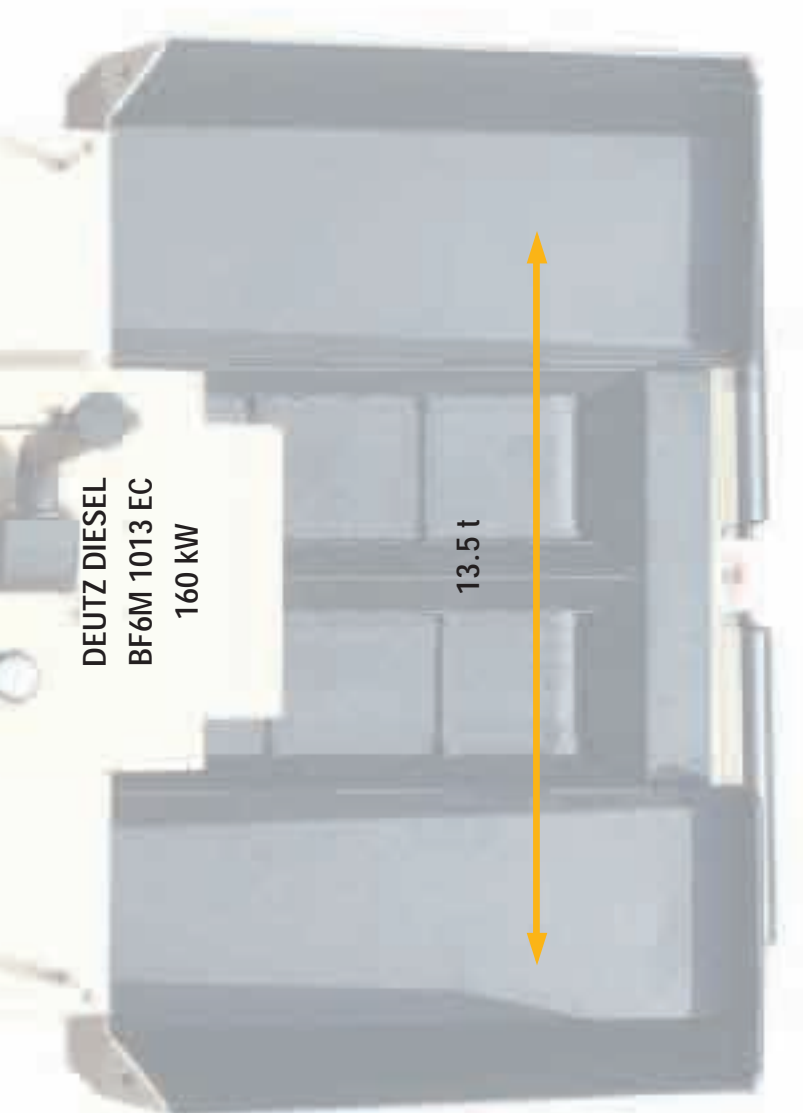
Titan 326


min. 2.5 m (3.0 m VB 88 / VDT-V 88) max. 9.0 m (10.0 m MB 122)




6250 mm

VB 78	2.5 - 5.0 m = 18.1 t	9.0 m = 21.5 t
VB 88	3.0 - 6.0 m = 18.6 t	9.0 m = 21.5 t
VDT-V 78	2.5 - 5.0 m = 18.5 t	9.0 m = 22.1 t
VDT-V 88	3.0 - 6.0 m = 18.8 t	9.0 m = 22.0 t
VDT 121	2.5 m = 16.6 t	9.0 m = 21.5 t
MB 122	2.5 m = 16.2 t	10.0 m = 20.8 t





max 700 t/h
max 20 m/min



max 300 mm

max 3.6 km/h



max 10.0 m (MB 122)

© 2005 IR-ABG Form #01 · 0105 CPN 80634108
Machines may be illustrated with extras. Specifications are subject to alteration without prior notice.

 **Ingersoll-Rand**

ABG

Allgemeine Baumaschinen-
Gesellschaft mbH
Kuhbrückenstraße 18
31785 Hameln
www.ir-abg.com

tel. +49 (0) 5151/ 209-0

fax +49 (0) 5151/ 209-204