

VOLVO EXCAVATOR
EC160C

16,8 – 19,1 t, 118 metric hp



MORE CARE. BUILT IN.



WALKAROUND. LOOK AROUND. EXPERIENCE IT.

MORE SAFETY

- **The new-design Volvo Care Cab**, with operator protective structure provides security.
- **Anti-slip steps and platforms** with punched steel plates for superior grip even when wet or icy.
- **Low engine emission levels and low noise.**
- **Reduced engine hood size/height** for better rear visibility.
- **Recessed bolts on superstructure** walk areas for less risk of trip hazard.
- **Lead-free exterior paint:** more harmony with the environment.

MORE PROFIT

- **New generation Volvo V-ACT engine:** powerful, innovative and efficient.
- Volvo continues to deliver **industry-leading fuel efficiency.**
- **Advanced hydraulic system** with priority functions and optional boom float position.
- **Optional universal quick fit** makes versatility easier.

MORE COMFORT

- **New larger, more comfortable cab** puts you in command with perfectly placed, ergonomic controls.
- **Roomy, adjustable seat** supports your whole body.



- **Top-mounted windshield wiper** cleans a wider area – including both upper corners.
- **Vibration dampening** protects against whole body fatigue for all-day production.
- **Electronic climate control system** delivers the highest-capacity heating and cooling available.



MORE UPTIME

- **Simplified, ground level serviceability** means more uptime.
- **Easy access, centralized lubrication points.**
- **Easy-to-read LCD color monitor** for real-time information and trouble-shooting.
- **Easy to learn. Easy to operate. Easy to get more done.**

MORE QUALITY

- **Strengthened undercarriage frame** provides endurance against daily abuse.
- **Reinforced boom/arm and proven components** deliver every time.
- **Reinforced superstructure** with double welded corners.
- **Lifetime greased sealed track link** prevents leaks and guarantees long life.

VOLVO - A PARTNER TO TRUST.

Your machine and your word. The two things that matter most to the growth of your success. Trust the Volvo EC160C Excavator to help you keep both working for you. And because you can rely on Volvo uptime, you can keep moving – on to the next job. Its versatility is ideal for small-scale contractors or owner/operators. Perfect for general drainage, landscaping, footings and road maintenance, the Volvo EC160C is ready to be your partner. And with proven, industry-leading fuel economy and an enhanced Volvo Care Cab – this trusted partner will help you pay the bills everyday.

Your local partner around the globe

Since 1927, Volvo has earned a global reputation for providing complete solutions. Volvo is built on core values of quality, safety and environmental care. The extensive line of construction equipment is augmented by Volvo's commercial transport solutions, including buses and trucks. This global experience and expertise have led to the ongoing development of engines with the lowest fuel consumption in their class. Today, the tradition continues with Volvo C-Series Excavators – designed and built to the exacting standards that make each machine a trusted Volvo partner.

The protection of Volvo quality

Test the competitors – then test the Volvo EC160C. The difference is obvious: Volvo builds more care and quality throughout – from the well-built cab details to the reinforced service doors to the rigid, long-life undercarriage.

If you have ever owned or operated a Volvo Wheel Loader, Articulated Hauler or any one of our full scope of global equipment offerings, you know that Volvo stands for quality, comfort and safety. You can trust the Volvo EC160C Excavator to be the partner you can rely on – year after year.

Volvo innovates comfort – again

Volvo is known as an innovative leader in comfort. That's because Volvo listens to customers – and then intelligently uses technology and constant improvements to deliver. The EC160C carries on the tradition with a larger, more ergonomic work environment. Visibility is better. So are the seat, floor space and access to controls. Take command.

Better fuel economy: your edge

Volvo is also known for fuel efficiency. Once again, Volvo doesn't rest on reputation and the EC160C is set to remain the industry leader that gets the most out of each tank. Volvo: your most fuel-efficient option.

Ease into your application

From digging foundations and pools, landscaping and stump removal to pipe laying, loading and trenching, the versatile Volvo EC160C Excavator makes your work easier.

Strength and endurance

When you face brutal terrain and long workdays, it's nice to know your excavator is up to the challenge. The Volvo EC160C answers with proven booms and arms that have been designed and tested to live up to high Volvo standards. The Volvo EC160C Excavator will help you get the job done so you can move on to the next job – and the next pay check.



Reliable, reinforced boom and arm handles a variety of jobs with an ideal combination of capacity, reach and force.

Volvo high-tech toughness puts you comfortably in command of greater profits.

Powerful Volvo V-ACT engine delivers proven performance and industry-leading fuel efficiency through high torque at low revs.



VOLVO'S ENGINE LEADERSHIP SPANS LAND, SEA, SKY AND SPACE

As the world's second-largest manufacturer of 9- to 18-liter diesel engines, Volvo has unmatched expertise designing power systems that move the world. Volvo engines for Volvo Construction Equipment, Volvo

Aero, Volvo Buses, Volvo Penta and Volvo Trucks define productivity and fuel economy. Our performance has been honed on land, over the sea, across the sky and into space. Leading research and development keeps

all Volvo Group products at the forefront of productivity. So when we say Volvo engines are tested — and proven — you can believe it. Trust in it. It's the real advantage of Volvo Power.



IN COMMAND WITH COMFORT AND SAFETY.

Consider the Volvo EC160C your new office. It's where you'll be most of the day. It's where you'll get your work done. And because it's a Volvo, it's as comfortable and safe as it is productive. The industry-leading Volvo cab has been further improved. Ease into the seat and see how the well-placed controls and instruments put you in command. There's more space and more glass with less noise and less vibration. And with enhanced Volvo safety and environmental protection, peace-of-mind comes standard. Get the edge you need. Go to work with the Volvo EC160C.

Comfortable new cab eases fatigue

Volvo remains the innovative industry leader in comfort. The EC160C adjustable seat supports your whole body. Pedal positions are now shifted forward for more foot space. The cab is wider. Experience the right operating position with joystick and seat adjustments. To reduce fatigue and hazardous whole body vibration, Volvo has gone beyond emerging cab vibration regulations with an enhanced suspension system.

Greater visibility puts you in command

The new cab features expansive glazed surface areas. Operators told Volvo that upper visibility is important. Volvo listened. The roof hatch offers an expanded view during high-reach applications. The engine hood size and height has been reduced for better visibility to the rear. The gas strut assisted windshield opens with ease, while the smartly positioned windshield wiper cleans a wider area – including both upper corners. The easy-to-read LCD color monitor offers real-time information. The EC160C Volvo engine produces less noise and the pressurized, well-insulated cab blocks sound. The Volvo experience means greater production.

Electronic climate control

Intelligently going beyond automobile technology, the EC160C's high-tech electronic climate control system comforts your entire body with the highest-capacity heating and cooling ventilation system available in the excavator industry.

A safe place to work

The new-design Volvo Care Cab, with operator protective structure provides security. Volvo's attention to ergonomics when designing controls, pedals and monitors ensures safe, long-term use. A color rear view camera displaying on the LCD color monitor provides a safe view whenever needed.

Anti-slip walk areas

Outside the cab, all steps and platforms feature quality anti-slip traction with punched steel plates for superior grip – even when wet or icy. The bolt-on plates feature recessed bolts for less risk of trip hazard.

More care for the environment

More than 95% of the machine materials are recyclable. External sound levels have been greatly reduced for fewer disturbances. The machine's exterior paint is lead-free. Safety – for the people and environment around you – has always been a cornerstone value of Volvo. You can trust Volvo to pay special attention to environmental protection.



• Experience the comfort of the suspension seat.

Expansive glass and clear sight lines provide outstanding all-around visibility with greater safety.

Experience the adjustable suspension seat and take command of the jobsite.

Intelligent, new, easy-to-read LCD color monitor and perfectly positioned controls.

All-new cab is larger and more comfortable with ergonomic controls and vibration dampening suspension for all-day production.

Electronic climate control system distributes comfort evenly with 14 air vents and the highest capacity heating and cooling available in the excavator industry.



• Well-positioned monitor and controls.



• Greater floor space with larger pedals.



• Industry's highest heating/cooling capacity with 14 vents.



INTELLIGENT UPTIME TO GET MORE DONE.

The Volvo EC160C defines uptime in simple terms. Complete service access. Fast, easy routine maintenance. Long service intervals. Ground-level convenience. Add it all up and you've got the Volvo edge: a machine that works as hard as you – every day. And because increased production results in increased profit, the Volvo EC160C is ready for you. It's got plenty of power and ideal capacity for a wide range of jobs. Get in and go to work. Grading, piping, excavation, trenching and more. It's time to grow your business. It's time to get more done.

Powerful V-ACT Volvo engine

For the strength behind all your jobs, the Volvo EC160C is equipped with a powerful new generation Stage IIIA compliant V-ACT (Volvo Advanced Combustion Technology) engine. It delivers 87 kW (118 metric hp) of optimized output. And with high engine torque at low revs, Volvo achieves ultra-efficient fuel consumption.

Commanding hydraulic flow

The advanced hydraulic system is highly responsive, so it's easy to quickly get the job done. It's got the boom, arm and swing priority you need. And because of its precision, responsive control, you know exactly what to expect when you touch the joystick. In-cab operator-selectable hydraulic flow and pressure increases utility and ease of use with special attachments.

Quick fit versatility

Volvo hydraulic quick fit solutions make changing attachments quick and easy – all from the comfort and safety of the cab. Two S-type Volvo quick fit models are available to fit new and existing customer's buckets/attachments. The new optional universal quick fit increases flexibility. Increased bucket speed, optional boom float position and a wide range of working modes gives you the perfect match for the application, attachment and terrain.

Service has been simplified

Maximum uptime is aided by easy service – that's why Volvo has simplified it. Ground level access makes inspection and service quick and easy. Change the oil, fuel and water separator filters, as well as drain the oil and access the hydraulic pump – all from the ground. Inside the cab, quickly check the engine oil level and perform self-diagnostics through the LCD monitor.

Daily maintenance with ease

The cab air filter is conveniently located outside the cab for easy replacement. Fuses are easy to check in a sealed, steel box behind the cab. The sloped track frame design allows for self-cleaning of mud and debris.

Intelligent hydraulic cooling system

Fan speed is hydraulically (not engine) driven, intuitively sensing hydraulic oil/ engine temperature and automatically activating to keep the system regulated at an optimized temperature. O-ring faced sealing in all hydraulic connections add reliability. An anti-corrosive aluminium cooling module offers better heat dissipation and long life.

Common parts lower costs

Volvo designs all its machines with a common vision. The Volvo EC160C uses over 100 components and consumable parts common to other Volvo machines you may run. This results in higher availability of parts and lower operating costs.





• Simplified, ground level service access.



• Easy access for filters.



• Safe, anti-slip steps and platforms.



DAY-IN, DAY-OUT ENDURANCE. EVERY YEAR.

There's enough on your mind. You don't want to have to wonder if your machine will start today or if your hydraulic pump can really handle the work during that upcoming big job. That's why the innovative Volvo EC160C is built with trusted Volvo quality through and through. While others may cut costs with cheap components, plastic parts or thin panels, Volvo puts reliability and enduring quality into all details. You can see and feel it. That means years from now you're not wondering about your Volvo, you're working and making money.

More quality built in

Walk around the EC160C. Climb in the cab. The quality isn't hard to find. There's rigid service doors, a sturdy engine hood and a protected electrical system. From the strengthened, high-tensile steel undercarriage frame and reinforced superstructure with double-welded corners to the heavy-duty booms and arms – it's built for reliability along with lower costs and high resale value.

Trust the strength of the track

The Volvo EC160C undercarriage and track are built for durability, reliability and stability. The lifetime greased sealed track link prevents grease leaks, reduces noise and guarantees longevity.

Intelligent, tough, high-tech

The Volvo EC160C blends intelligence and toughness in innovative new ways. And even though it's high-tech, it's easy to learn and operate. The machine's computer balances maximum available horsepower to hydraulic output, preventing engine overload – regardless of load on the pumps or engine speed. Volvo can do this because it's a Volvo engine, designed by Volvo engineers to specifically work with Volvo components.

Rely on your Volvo dealer for the support services you need:

CareTrack monitors it all

CareTrack is a GPS monitoring program that works with the machine's diagnostic system. Installation is simple. Track geographic machine location, usage, fuel consumption and more from your computer. Maximize uptime through important service reminders. CareTrack also offers theft protection by allowing you to limit geographic areas or hours of the day the machine can be operated.

MATRIS reports on your efficiency

MATRIS delivers detailed operating history analysis about the utilization and efficiency factors that influence your operating costs. MATRIS turns the data captured inside the machine's computer into easy-to-use graphs and reports. Maximize machine and operator performance, while reducing maintenance costs and increasing service life.

PROSIS makes parts ordering faster

PROSIS is a CD-ROM application that makes it quick and easy for your Volvo dealer to order all your Volvo CE product parts. Your dealer will help you find the right part, place your order and get you back up and running fast.





• Your trust. Your satisfaction. Count on it.



• Lifetime greased and sealed track link.



• Underside bolt protection endures tough conditions.



YOUR OPTIONS ARE OPEN TO GREATER PROFITS.

Volvo is different from the rest. So are operators, applications and site conditions around the world. That's why Volvo helps keep everyone happy, comfortable and productive with optional equipment to suit individual needs. Extra protection, extra comfort or added strength can give you a big edge in performance and, most importantly, profits.

Hydraulic kits

A wide variety of hydraulic kits are available for various boom and arm combinations. Each kit maximizes performance according to the machine's boom and arm length/shape. Get the most out of rotating/tilting attachments, crushers and hammers. Choose between 1 or 2 pump flow for best performance.

Hydraulic quick fit

A Volvo hydraulic quick fit makes changing attachments quick and easy – all from the comfort and safety of the cab. Different quick fit types (S1, S6, U16) are available to fit new and existing customer's buckets/ attachments.

Dozer blade

A front-end dozer blade increases machine versatility in job applications such as backfilling trenches and site clean up. It can also be used to level the excavator when working on slopes.

Wrist control joysticks - proportional control

Low-effort, wrist control joysticks provide smooth, precision control for increased comfort, efficiency and production. Wrist control joysticks with proportional control switches are also available.

Operator seats

Volvo offers a wide variety of ergonomic operator seats designed specifically for comfort and protection. All seats, from various adjustable models to the most advanced air-suspended models, provide excellent support and are individually adjustable to suit operator preferences.

Diesel-driven engine coolant heater

The diesel-driven engine coolant heater aids low temperature starting, while simultaneously warming the cab. Heating time duration can be adjusted, set and programmed in advance to engage at a specific date and time.

FOG and FOPS cab protection

FOG (Falling Object Guard) and FOPS (Falling Object Protective Structure) certified cabs provide peace-of-mind for tough conditions such as quarries and demolition. The front guard of the FOG unit is tiltable and supported by a gas strut for easy front window cleaning.

Straight travel pedal

A pedal located by the left foot rest operates both travel motors at the same time, providing convenience when traveling and efficient work control in applications such as pipe laying.

Full-length derailing shield

Keeps the track chain straight in uneven terrain, such as slopes and blasted rock – helping to avoid wear and extend life. The track chain is the most expensive wear part to replace, meaning the full-length derailing shield helps increase profit through lower repair costs.

To customize your excavator with other optional equipment features to suit your application, contact your local Volvo dealer.



VOLVO OPTIONAL EQUIPMENT



Hydraulic kits
Hydraulic quick fit
Dozer blade

**Wrist control joysticks -
 proportional control**
Operator seats
**Diesel-driven engine
 coolant heater**

FOG and FOPS cab protection
Straight travel pedal
Full-length derailing shield

NOTE: Some features listed as optional equipment are standard equipment in some markets. Some equipment features listed are not available in all markets. Not a complete list of available optional equipment features. See included specification sheet for a complete listing.

SPECIFICATIONS

Engine

The next-generation Volvo diesel engine uses Volvo Advanced Combustion Technology (V-ACT) to deliver lower emissions and maintain superior performance and fuel efficiency. The EU Stage IIIA compliant engine uses precise, high-pressure fuel injectors, turbo charger and air to air intercooler and electronic engine controls to optimize machine performance.

Engine	Volvo D6E EBE3
Max. power, at	30 r/s (1 800 rpm)
Net (ISO 9249, SAE J1349)	87 kW (118 metric hp)
Gross (SAE J1995)	98 kW (133 metric hp)
Max. torque at 1 350 rpm	625 Nm
No. of cylinders	6
Displacement	5,7 l
Bore	98 mm
Stroke	126 mm

Electrical system

High-capacity electrical system that is well protected. Waterproof double-lock harness plugs are used to secure corrosion-free connections. The main relays and solenoid valves are shielded to prevent damage. The master switch is standard.

Voltage	24 V
Batteries	2 x 12 V
Battery capacity	140 Ah
Alternator	28 V / 80 A

Service refill capacities

Fuel tank	250 l
Hydraulic system, total	265 l
Hydraulic tank	123 l
Engine oil	25 l
Engine coolant	24 l
Swing reduction unit	2,6 l
Travel reduction unit	2 x 5,8 l

Swing system

The swing system uses an axial piston motor, driving a planetary gearbox for maximum torque. An automatic holding brake and anti-rebound valve are standard.

Max. swing speed	11,9 rpm
Max. swing torque	51,7 kNm

Drive

Each track is powered by an automatic two-speed shift travel motor. Track brakes are multi-disc, spring-applied and hydraulically released. The travel motor, brake and planetary gears are well protected within the track frame.

Max. drawbar pull	145 kN
Max. travel speed	3,0/5,6 km/h
Gradeability	35°

Undercarriage

The undercarriage has a robust X-shaped frame. Greased and sealed track chains are standard.

Track pads	2 x 44
Link pitch	190 mm
Shoe width,	500/600/700/
triple grouser	800/900 mm
Bottom rollers	2 x 7
Top rollers	2 x 2

Hydraulic system

The hydraulic system, also known as the "Integrated work mode control" is designed for high-productivity, high-digging capacity, high-maneuvering precision and excellent fuel economy. The summation system, boom, arm and swing priority along with boom, arm and bucket regeneration provides optimum performance.

The following important functions are included in the system:

Summation system: Combines the flow of both hydraulic pumps to ensure quick cycle times and high productivity.

Boom priority: Gives priority to the boom operation for faster raising when loading or performing deep excavations.

Arm priority: Gives priority to the arm operation for faster cycle times in leveling and for increased bucket filling when digging.

Swing priority: Gives priority to swing functions for faster simultaneous operations.

Regeneration system: Prevents cavitation and provides flow to other movements during simultaneous operations for maximum productivity.

Power boost: All digging and lifting forces are increased.

Holding valves: Boom and arm holding valves prevent the digging equipment from creeping.

Main pump:

Type: 2 x variable displacement axial piston pumps
Maximum flow: 2 x 145 l/min

Pilot pump:

Type: Gear pump
Maximum flow: 18 l/min

Hydraulic motors:

Travel: Variable displacement axial piston motor with mechanical brake
Swing: Fixed displacement axial piston motor with mechanical brake

Relief valve setting:

Implement	32,4/34,3 MPa
Travel circuit	34,3 MPa
Swing circuit	26,5 MPa
Pilot circuit	3,9 MPa

Hydraulic cylinders:

Mono boom	2
Bore x Stroke	ø115 x 1 165 mm
1st boom of 2-piece boom	2
Bore x Stroke	ø115 x 1 165 mm
2nd boom of 2-piece boom	1
Bore x Stroke	ø160 x 950 mm
Arm	1
Bore x Stroke	ø120 x 1 345 mm
Bucket	1
Bore x Stroke	ø105 x 1 000 mm

Cab

The new-design Volvo Care Cab, with operator protective structure provides security, along with more interior space, leg room and foot space. Audio system with remote control. Cup holders, high-capacity outlets. Independently adjustable joystick consoles.

Excellent all around-visibility provided through maximum cab glass, transparent roof hatch and 2-piece sliding door window. The lift-up front windshield can easily be secured at the ceiling and the removable lower front glass can be stored in the side door. Interior lighting consists of one reading light and one cab light with timer.

The pressurized and filtered cab air is supplied by a 14-vent climate-control system, providing fast defrosting and high cooling and heating performance. Viscous/spring-mounted suspension cushions operator from vibrations.

Deluxe seat with adjustable height, tilt, recline, forward-back settings, retractable seat belt and selectable horizontal suspension for reduced whole body vibration.

Adjustable easy-to-read 16,3 cm (6,4") LCD color monitor provides real time information of machine functions, important diagnostic information and a wide variety of work tool settings. LCD monitor is switchable to rear view camera monitor.

Sound Level:

Sound level in cab according to ISO 6396
..... LpA 70 dB(A)

External sound level according to ISO 6395 and EU Directive 2000/14/EC
..... LwA 101 dB(A)

Ground pressure

- **EC160C L** with 5,2 m boom, 2,6 m arm, 690 l (470 kg) bucket, 2 750 kg counterweight

Description	Shoe width	Operating weight (up to)	Ground pressure	Overall width
Triple grouser	500 mm	16 800 kg	47,6 kPa	2 700 mm
	600 mm	17 000 kg	40,2 kPa	2 800 mm
	700 mm	17 300 kg	35,0 kPa	2 900 mm
	800 mm	17 700 kg	31,3 kPa	3 000 mm
	900 mm	17 900 kg	28,2 kPa	3 200 mm

- **EC160C L with dozer blade** with 5,2 m boom, 2,6 m arm, 690 l (470 kg) bucket, 2 750 kg counterweight

Description	Shoe width	Operating weight (up to)	Ground pressure	Overall width
Triple grouser	500 mm	18 000 kg	50,9 kPa	2 700 mm
	600 mm	18 200 kg	43,0 kPa	2 800 mm
	700 mm	18 400 kg	37,3 kPa	2 900 mm
	800 mm	18 800 kg	33,3 kPa	3 000 mm
	900 mm	19 100 kg	30,0 kPa	3 200 mm

- **EC160C NL** with 5,2 m boom, 2,6 m arm, 690 l (470 kg) bucket, 2 750 kg counterweight

Description	Shoe width	Operating weight (up to)	Ground pressure	Overall width
Triple grouser	500 mm	16 700 kg	47,2 kPa	2 490 mm
	600 mm	16 900 kg	39,9 kPa	2 590 mm
	700 mm	17 100 kg	35,3 kPa	2 690 mm
	800 mm	17 500 kg	31,4 kPa	2 790 mm
	900 mm	17 800 kg	28,4 kPa	2 990 mm

- **EC160C NL with dozer blade** with 5,2 m boom, 2,6 m arm, 690 l (470 kg) bucket, 2 750 kg counterweight

Description	Shoe width	Operating weight (up to)	Ground pressure	Overall width
Triple grouser	500 mm	17 800 kg	50,4 kPa	2 490 mm
	600 mm	18 000 kg	42,6 kPa	2 590 mm
	700 mm	18 300 kg	37,0 kPa	2 690 mm
	800 mm	18 700 kg	33,0 kPa	2 790 mm
	900 mm	18 900 kg	29,8 kPa	2 990 mm

Max. permitted buckets

- Note: 1. Bucket size based on ISO 7451, heaped material with a 1:1 angle of repose.
 2. "Max. permitted sizes" are for reference only and are not necessarily available from the factory.
 3. Bucket widths are less than bucket's tip radius.

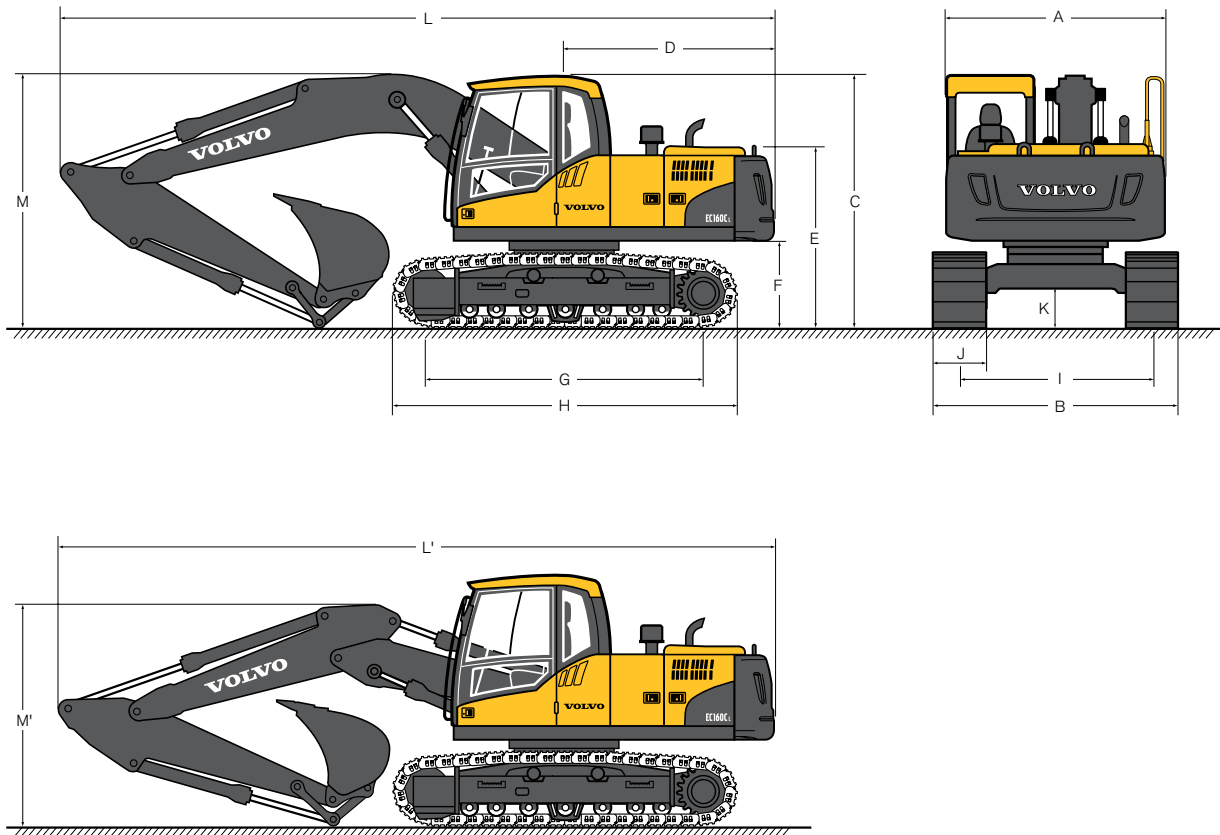
- **EC160C L** with 2 750 kg counterweight

Description	Max. bucket volume / weight	5,2 m boom, direct fit			5,2 m boom, S1 quick fit			5,2 m boom, S6 quick fit		
		2,3 m arm	2,6 m arm	3,0 m arm	2,3 m arm	2,6 m arm	3,0 m arm	2,3 m arm	2,6 m arm	3,0 m arm
GP bucket 1,5 t/m ³	l / kg	1 225 / 1 000	1 025 / 850	850 / 700	1 125 / 950	950 / 800	750 / 600	1 150 / 950	975 / 800	775 / 650
GP bucket 1,8 t/m ³	l / kg	1 075 / 900	900 / 750	750 / 600	1 000 / 850	825 / 700	675 / 550	1 025 / 850	850 / 700	700 / 550

- **EC160C NL** with 2 750 kg counterweight

Description	Max. bucket volume / weight	5,2 m boom, direct fit			5,2 m boom, S1 quick fit			5,2 m boom, S6 quick fit		
		2,3 m arm	2,6 m arm	3,0 m arm	2,3 m arm	2,6 m arm	3,0 m arm	2,3 m arm	2,6 m arm	3,0 m arm
GP bucket 1,5 t/m ³	l / kg	1 125 / 950	1 025 / 850	850 / 700	1 025 / 850	950 / 800	750 / 600	1 050 / 900	975 / 800	775 / 650
GP bucket 1,8 t/m ³	l / kg	1 000 / 850	900 / 750	750 / 600	900 / 750	825 / 700	675 / 550	925 / 800	850 / 700	700 / 550

Dimensions



• EC160C L

Description	Unit	5,2 m boom		
		2,3 m arm	2,6 m arm	3,0 m arm
A. Overall width of upper structure	mm	2 490	2 490	2 490
B. Overall width	mm	2 800	2 800	2 800
C. Overall height of cab	mm	2 900	2 900	2 900
D. Tail swing radius	mm	2 550	2 550	2 550
E. Overall height of engine hood	mm	2 110	2 110	2 110
F. Counterweight clearance *	mm	1 010	1 010	1 010
G. Tumbler length	mm	3 180	3 180	3 180
H. Track length	mm	3 980	3 980	3 980
I. Track gauge	mm	2 200	2 200	2 200
J. Shoe width	mm	600	600	600
K. Min. ground clearance *	mm	460	460	460
L. Overall length	mm	8 880	8 770	8 810
L'. Overall length	mm	8 700	8 620	8 620
M. Overall height of boom	mm	2 980	2 900	3 020
M'. Overall height of boom	mm	2 770	2 770	2 930

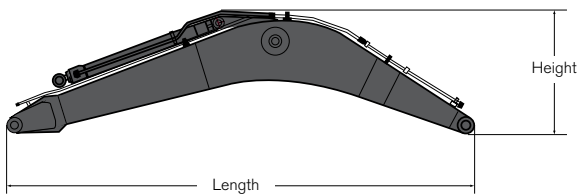
* Without shoe grouser

• **EC160C NL**

Description	Unit	5,2 m boom		
		2,3 m arm	2,6 m arm	3,0 m arm
A. Overall width of upper structure	mm	2 490	2 490	2 490
B. Overall width	mm	2 590	2 590	2 590
C. Overall height of cab	mm	2 900	2 900	2 900
D. Tail swing radius	mm	2 550	2 550	2 550
E. Overall height of engine hood	mm	2 110	2 110	2 110
F. Counterweight clearance *	mm	1 010	1 010	1 010
G. Tumbler length	mm	3 180	3 180	3 180
H. Track length	mm	3 980	3 980	3 980
I. Track gauge	mm	1 990	1 990	1 990
J. Shoe width	mm	600	600	600
K. Min. ground clearance *	mm	460	460	460
L. Overall length	mm	8 880	8 770	8 810
L'. Overall length	mm	8 700	8 620	8 620
M. Overall height of boom	mm	2 980	2 900	3 020
M'. Overall height of boom	mm	2 770	2 770	2 930

* Without shoe grouser

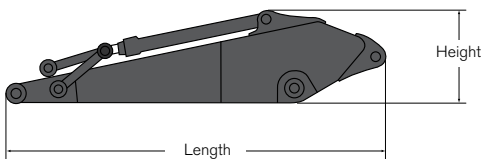
• **Boom**



Description	Unit	5,2 m	5,0 m 2-piece
Length	mm	5 400	5 200
Height	mm	1 640	1 270
Width	mm	565	565
Weight	kg	1 350	1 600

* Includes arm cylinder, piping and pin

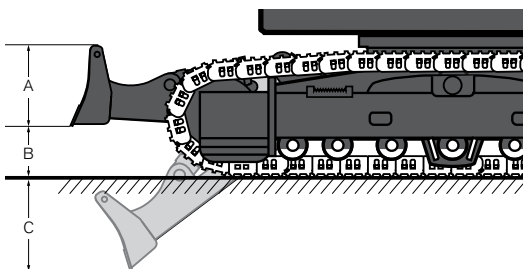
• **Arm**



Description	Unit	2,3 m	2,6 m	3,0 m
Length	mm	3 240	3 500	3 900
Height	mm	855	855	845
Width	mm	395	395	395
Weight	kg	760	775	840

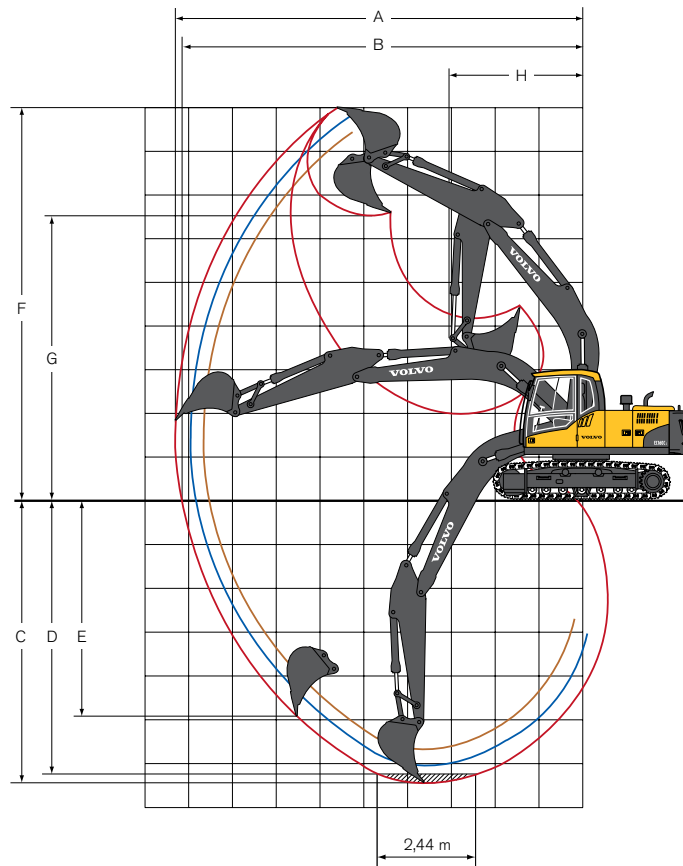
* Includes bucket cylinder, linkage and pin

• **Front dozer blade**



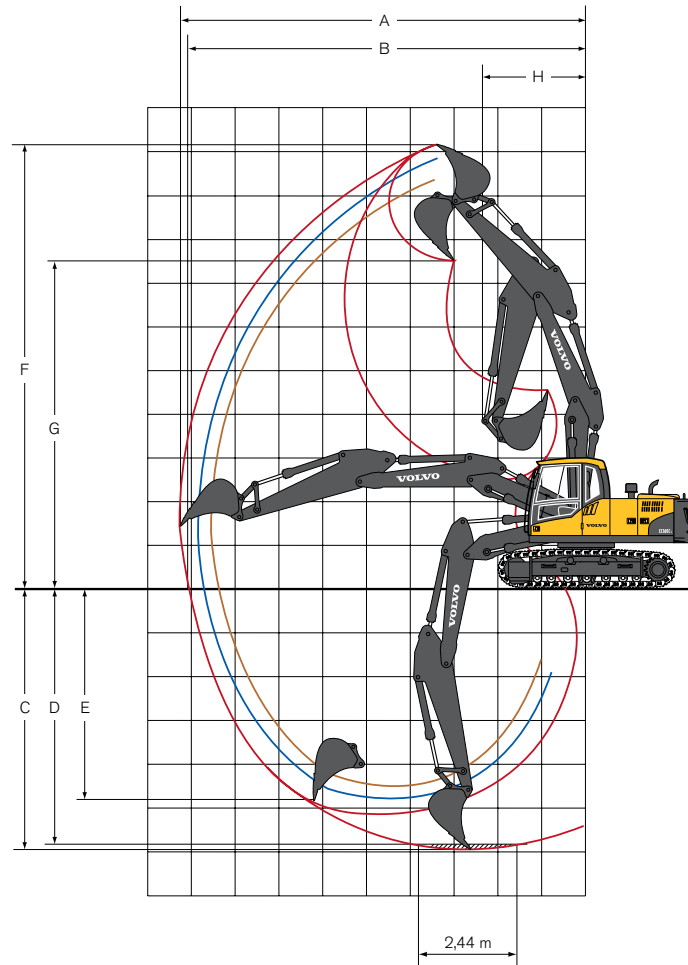
Description	Unit	EC160C L	EC160C NL
A. Height	mm	503	503
Width	mm	2 800	2 590
Weight	kg	595	575
B. Lift height	mm	607	607
C. Digging depth	mm	710	710

Working ranges & digging force



Machine with direct fit bucket	Unit	5,2 m boom		
		2,3 m arm	2,6 m arm	3,0 m arm
A. Max. digging reach	mm	8 650	8 970	9 340
B. Max. digging reach on ground	mm	8 490	8 810	9 180
C. Max. digging depth	mm	5 740	6 040	6 440
D. Max. digging depth (2,44 m level)	mm	5 430	5 770	6 200
E. Max. vertical wall digging depth	mm	4 070	4 540	4 960
F. Max. cutting height	mm	8 530	8 790	9 000
G. Max. dumping height	mm	6 110	6 340	6 540
H. Min. front swing radius	mm	3 070	3 070	3 070

Digging forces with direct fit bucket		Unit	5,2 m boom		
			2,3 m arm	2,6 m arm	3,0 m arm
Bucket radius		mm	1 315	1 315	1 315
Breakout force - bucket (Normal/Power boost)	SAE J1179	kN	99,2 / 105,2	99,2 / 105,2	99,2 / 105,2
	ISO 6015	kN	111,3 / 118,1	111,3 / 118,1	111,3 / 118,1
Tearout force - arm (Normal/Power boost)	SAE J1179	kN	84,9 / 90,1	75,5 / 80,0	68,4 / 72,6
	ISO 6015	kN	87,3 / 92,6	77,4 / 82,1	69,9 / 74,1
Rotation angle, bucket		deg.	174	174	174



Machine with direct fit bucket	Unit	5,0 m 2-piece boom		
		2,3 m arm	2,6 m arm	3,0 m arm
A. Max. digging reach	mm	8 550	8 870	9 240
B. Max. digging reach on ground	mm	8 380	8 700	9 090
C. Max. digging depth	mm	5 210	5 530	5 930
D. Max. digging depth (2,44 m level)	mm	5 090	5 410	5 810
E. Max. vertical wall digging depth	mm	4 070	4 430	4 830
F. Max. cutting height	mm	9 510	9 820	10 120
G. Max. dumping height	mm	6 920	7 210	7 520
H. Min. front swing radius	mm	2 290	2 250	2 350















Digging forces with direct fit bucket		Unit	5,0 m 2-piece boom		
			2,3 m arm	2,6 m arm	3,0 m arm
Bucket radius		mm	1 315	1 315	1 315
Breakout force - bucket (Normal/Power boost)	SAE J1179	kN	99,2 / 105,2	99,2 / 105,2	99,2 / 105,2
	ISO 6015	kN	111,3 / 118,1	111,3 / 118,1	111,3 / 118,1
Tearout force - arm (Normal/Power boost)	SAE J1179	kN	84,9 / 90,1	75,5 / 80,0	68,4 / 72,6
	ISO 6015	kN	87,3 / 92,6	77,4 / 82,1	69,9 / 74,1
Rotation angle, bucket		deg.	174	174	174

Lifting capacity

At the arm end without bucket.

For lifting capacity including bucket, simply subtract actual weight of the direct fit bucket or the bucket with quick fit from the following values.

• EC160C L

 Across under-carriage  Along under-carriage	Lifting hook related to ground level	1,5 m		3,0 m		4,5 m		6,0 m		7,5 m		Max. reach			
														Max. mm	
Boom 5,2 m + Arm 2,3 m + Shoe 600 mm + Counterweight 2 750 kg	7,5 m kg												*4 150	*4 150	4 390
	6,0 m kg												*4 250	3 700	5 931
	4,5 m kg					*4 680	*4 680	*4 390	3 580				4 190	2 930	6 804
	3,0 m kg					*6 190	5 250	4 990	3 450				3 720	2 580	7 260
	1,5 m kg					7 470	4 930	4 830	3 300				3 560	2 460	7 381
	0,0 m kg			*4 450	*4 450	7 270	4 750	4 720	3 200				3 650	2 510	7 184
	-1,5 m kg			*9 480	8 930	7 230	4 710	4 680	3 170				4 070	2 780	6 640
	-3,0 m kg			*12 250	9 070	7 300	4 780						5 190	3 500	5 644
-4,5 m kg															
Boom 5,2 m + Arm 2,6 m + Shoe 600 mm + Counterweight 2 750 kg	7,5 m kg												*3 880	*3 880	4 838
	6,0 m kg							*3 900	3 690				*3 830	3 430	6 627
	4,5 m kg					*4 300	*4 300	*4 120	3 630				*3 760	2 750	7 096
	3,0 m kg			*9 120	*9 120	*5 800	5 320	*4 760	3 470	3 550	2 460		3 530	2 440	7 535
	1,5 m kg					*7 420	4 950	4 850	3 300	3 480	2 390		3 380	2 320	7 651
	0,0 m kg			*5 100	*5 100	7 260	4 730	4 710	3 180				3 440	2 350	7 462
	-1,5 m kg	*5 250	*5 250	*9 000	8 780	7 180	4 650	4 650	3 120				3 790	2 570	6 940
	-3,0 m kg	*9 380	*9 380	*12 540	8 900	7 220	4 690						4 700	3 160	5 996
-4,5 m kg			*10 050	9 210								*6 920	5 130	4 351	
Boom 5,2 m + Arm 3,0 m + Shoe 600 mm + Counterweight 2 750 kg	7,5 m kg												*3 550	*3 550	5 413
	6,0 m kg							*3 440	*3 440				*3 240	3 060	6 716
	4,5 m kg							*3 750	3 630				*3 180	2 520	7 495
	3,0 m kg			*7 700	*7 700	*5 260	*5 260	*4 440	3 470	3 550	2 460		3 260	2 250	7 910
	1,5 m kg			*5 150	*5 150	*6 980	4 970	4 830	3 300	3 460	2 380		3 130	2 150	8 021
	0,0 m kg			*5 570	*5 570	7 240	4 720	4 680	3 160	3 390	2 310		3 180	2 170	7 841
	-1,5 m kg	*4 800	*4 800	*8 440	*8 440	7 130	4 620	4 610	3 090				3 460	2 350	7 347
	-3,0 m kg	*8 160	*8 160	*13 030	8 820	7 150	4 640	4 620	3 110				4 170	2 820	6 465
-4,5 m kg			*11 050	9 080	7 330	4 790						6 250	4 160	4 985	
2-piece boom 5,0 m + Arm 2,3 m + Shoe 600 mm + Counterweight 2 750 kg	7,5 m kg					*6 470	5 770						*5 560	*5 560	4 123
	6,0 m kg												*4 800	3 840	5 740
	4,5 m kg			*7 860	*7 860	*7 010	5 580	5 110	3 540				4 320	2 990	6 638
	3,0 m kg					7 850	5 220	4 970	3 400				3 810	2 620	7 106
	1,5 m kg					7 460	4 880	4 810	3 250				3 650	2 490	7 229
	0,0 m kg					7 240	4 690	4 700	3 150				3 750	2 550	7 028
	-1,5 m kg			*10 160	8 840	7 210	4 660	4 680	3 130				4 220	2 850	6 470
	-3,0 m kg					*5 420	4 760						*4 140	3 730	5 382
-4,5 m kg															
2-piece boom 5,0 m + Arm 2,6 m + Shoe 600 mm + Counterweight 2 750 kg	7,5 m kg					*4 790	*4 790						*4 340	*4 340	4 670
	6,0 m kg					*5 540	*5 540	*4 280	3 610				*3 790	3 470	6 139
	4,5 m kg			*5 860	*5 860	*6 350	5 640	5 150	3 570				*3 640	2 770	6 984
	3,0 m kg			*11 850	9 980	*7 770	5 280	5 000	3 430				3 570	2 450	7 430
	1,5 m kg					7 500	4 910	4 820	3 260	3 450	2 360		3 420	2 330	7 548
	0,0 m kg			*5 630	*5 630	7 250	4 690	4 690	3 150				3 510	2 380	7 355
	-1,5 m kg			*9 670	8 760	7 180	4 630	4 650	3 110				3 890	2 630	6 825
	-3,0 m kg					*6 000	4 710						*3 990	3 290	5 862
-4,5 m kg															
2-piece boom 5,0 m + Arm 3,0 m + Shoe 600 mm + Counterweight 2 750 kg	7,5 m kg												*3 590	*3 590	5 270
	6,0 m kg					*4 640	*4 640						*3 190	3 090	6 602
	4,5 m kg					*4 670	*4 670	*4 330	3 660				*3 080	2 520	7 393
	3,0 m kg					*5 130	*5 130	*5 090	3 590				*3 120	2 250	7 814
	1,5 m kg			*10 840	10 270	*7 360	5 340	5 010	3 440	3 510	2 410		3 150	2 140	7 927
	0,0 m kg			*6 320	*6 320	7 530	4 940	4 810	3 250	3 430	2 330		3 220	2 170	7 744
	-1,5 m kg			*6 050	*6 050	7 230	4 670	4 660	3 110	3 370	2 270		3 530	2 370	7 243
	-3,0 m kg			*9 000	8 630	7 110	4 570	4 590	3 050				*3 970	2 880	6 346
-4,5 m kg			*8 960	8 770	*6 610	4 600	*4 550	3 090							
















- Notes:
1. Machine in "Fine Mode-F" (Power Boost) for lifting capacities.
 2. The above loads are in compliance with SAE J1097 and ISO 10567 Hydraulic Excavator Lifting Capacity Standards.
 3. Rated loads do not exceed 87% of hydraulic lifting capacity or 75% of tipping load.
 4. Rated loads marked with an asterisk (*) are limited by hydraulic capacity rather than tipping load.

Lifting capacity

At the arm end without bucket.

For lifting capacity including bucket, simply subtract actual weight of the direct fit bucket or the bucket with quick fit from the following values.

• EC160C NL

 Across under-carriage  Along under-carriage	Lifting hook related to ground level	1,5 m		3,0 m		4,5 m		6,0 m		7,5 m		Max. reach			
															Max. mm
Boom 5,2 m + Arm 2,3 m + Shoe 500 mm + Counterweight 2 750 kg	7,5 m kg												*4 140	*4 140	4 390
	6,0 m kg												*4 240	3 280	5 930
	4,5 m kg					*4 670	*4 670	*4 380	3 170				4 090	2 580	6 800
	3,0 m kg					*6 200	4 620	4 880	3 040				3 630	2 270	7 260
	1,5 m kg					7 320	4 320	4 720	2 910				3 480	2 160	7 380
	0,0 m kg			*4 420	*4 420	7 130	4 150	4 620	2 810				3 570	2 200	7 180
	-1,5 m kg			*9 450	7 640	7 080	4 120	4 580	2 780				3 970	2 430	6 640
	-3,0 m kg			*12 280	7 770	7 150	4 180						5 070	3 070	5 640
-4,5 m kg															
Boom 5,2 m + Arm 2,6 m + Shoe 500 mm + Counterweight 2 750 kg	7,5 m kg												*3 880	*3 880	4 840
	6,0 m kg							*3 910	3 270				*3 830	3 040	6 270
	4,5 m kg					*4 300	*4 300	*4 130	3 210				*3 760	2 440	7 100
	3,0 m kg			*9 150	8 530	*5 820	4 670	*4 790	3 070	3 480	2 180		3 450	2 160	7 540
	1,5 m kg					7 350	4 340	4 740	2 920	3 410	2 120		3 310	2 050	7 650
	0,0 m kg			*5 100	*5 100	7 120	4 150	4 610	2 810				3 380	2 080	7 460
	-1,5 m kg	*5 250	*5 250	*9 000	7 550	7 050	4 080	4 560	2 760				3 720	2 280	6 940
	-3,0 m kg	*9 380	*9 380	*12 670	7 670	7 100	4 130						4 620	2 810	6 000
-4,5 m kg			*10 170	7 950								*7 010	4 530	4 350	
Boom 5,2 m + Arm 3,0 m + Shoe 500 mm + Counterweight 2 750 kg	7,5 m kg												*3 610	*3 610	5 400
	6,0 m kg							*3 520	3 370				*3 310	2 790	6 710
	4,5 m kg							*3 820	3 290				*3 250	2 290	7 490
	3,0 m kg			*7 790	*7 790	*5 350	4 790	*4 520	3 140	3 530	2 230		3 250	2 050	7 900
	1,5 m kg			*5 260	*5 260	*7 060	4 420	4 800	2 970	3 450	2 160		3 130	1 950	8 020
	0,0 m kg			*5 680	*5 680	7 160	4 180	4 650	2 840	3 380	2 090		3 180	1 970	7 830
	-1,5 m kg	*4 910	*4 910	*8 540	7 470	7 050	4 080	4 570	2 770				3 460	2 130	7 340
	-3,0 m kg	*8 260	*8 260	*13 120	7 570	7 070	4 100	4 590	2 780				4 150	2 540	6 460
-4,5 m kg			*11 140	7 820	7 240	4 250						6 210	3 710	4 970	
2-piece boom 5,0 m + Arm 2,3 m + Shoe 500 mm + Counterweight 2 750 kg	7,5 m kg												*5 060	*5 060	5 400
	6,0 m kg					*6 290	5 100						*4 330	3 340	6 710
	4,5 m kg			*7 540	*7 540	*7 000	4 920	5 000	3 120				*4 150	2 600	7 490
	3,0 m kg					7 690	4 590	4 860	3 000				3 690	2 280	7 900
	1,5 m kg					7 310	4 270	4 700	2 860				3 530	2 160	8 020
	0,0 m kg			*5 080	*5 080	7 100	4 090	4 590	2 760				3 630	2 210	7 830
	-1,5 m kg			*10 220	7 560	7 070	4 060	4 570	2 740				4 080	2 470	7 340
	-3,0 m kg					*5 440	4 150						*4 150	3 260	6 460
-4,5 m kg															
2-piece boom 5,0 m + Arm 2,6 m + Shoe 500 mm + Counterweight 2 750 kg	7,5 m kg					*4 790	*4 790						*4 340	*4 340	4 670
	6,0 m kg					*5 550	5 180	*4 290	3 210				*3 790	3 080	6 140
	4,5 m kg			*5 870	*5 870	*6 360	4 990	5 050	3 170				*3 650	2 450	6 980
	3,0 m kg			*11 870	8 590	7 760	4 650	4 900	3 030				3 490	2 160	7 430
	1,5 m kg					7 350	4 300	4 720	2 870	3 380	2 070		3 350	2 050	7 550
	0,0 m kg			*5 630	5 630	7 100	4 090	4 590	2 760				3 430	2 090	7 360
	-1,5 m kg			*9 670	7 460	7 030	4 030	4 550	2 720				3 810	2 310	6 830
	-3,0 m kg					*6 020	4 100						*4 010	2 880	5 860
-4,5 m kg															
2-piece boom 5,0 m + Arm 3,0 m + Shoe 500 mm + Counterweight 2 750 kg	7,5 m kg														
	6,0 m kg					*4 670	*4 670						*3 620	*3 620	5 260
	4,5 m kg					*4 710	*4 710	*4 360	3 270				*3 220	2 760	6 600
	3,0 m kg					*5 180	5 080	*5 100	3 200				*3 110	2 240	7 390
	1,5 m kg			*10 850	8 860	*7 380	4 720	4 920	3 050	3 460	2 130		*3 150	1 990	7 810
	0,0 m kg			*6 410	*6 410	7 390	4 320	4 730	2 870	3 370	2 060		3 100	1 890	7 920
	-1,5 m kg			*6 120	*6 120	7 070	4 050	4 570	2 730	3 310	2 000		3 170	1 910	7 740
	-3,0 m kg			*9 080	7 290	6 960	3 960	4 500	2 670				3 470	2 090	7 240
-4,5 m kg			*8 960	7 430	*6 620	4 000	*4 550	2 710				*4 000	2 530	6 340	















- Notes:
1. Machine in "Fine Mode-F" (Power Boost) for lifting capacities.
 2. The above loads are in compliance with SAE J1097 and ISO 10567 Hydraulic Excavator Lifting Capacity Standards.
 3. Rated loads do not exceed 87% of hydraulic lifting capacity or 75% of tipping load.
 4. Rated loads marked with an asterisk (*) are limited by hydraulic capacity rather than tipping load.

Lifting capacity

At the arm end without bucket.

For lifting capacity including bucket, simply subtract actual weight of the direct fit bucket or the bucket with quick fit from the following values.

• EC160C L

 Across under-carriage  Along under-carriage	Lifting hook related to ground level	1,5 m		3,0 m		4,5 m		6,0 m		7,5 m		Max. reach		
														Max. m
Boom 5,2 m + Arm 2,3 m + Shoe 600 mm + Counterweight 2 750 kg + Dozer blade	7,5 m kg											*4 150	*4 150	4,4
	6,0 m kg											*4 250	4 220	5,9
	4,5 m kg					*4 680	*4 680	*4 390	4 100			*4 300	3 360	6,8
	3,0 m kg					*6 190	6 040	*5 010	3 960			*4 460	2 980	7,3
	1,5 m kg					*7 760	5 720	*5 760	3 810			*4 860	2 840	7,4
	0,0 m kg			*4 450	*4 450	*8 710	5 540	*6 340	3 710			*5 360	2 910	7,2
	-1,5 m kg			*9 480	*9 480	*8 940	5 500	*6 550	3 680			*5 830	3 220	6,6
	-3,0 m kg			*12 250	10 730	*8 380	5 570					*6 450	4 060	5,6
-4,5 m kg														
Boom 5,2 m + Arm 2,6 m + Shoe 600 mm + Counterweight 2 750 kg + Dozer blade	7,5 m kg											*3 880	*3 880	4,4
	6,0 m kg							*3 900	*3 900			*3 830	*3 830	6,3
	4,5 m kg					*4 300	*4 300	*4 120	*4 120			*3 760	3 170	7,1
	3,0 m kg			*9 120	*9 120	*5 800	*5 800	*4 760	3 990	*4 070	2 840	*3 880	2 820	7,5
	1,5 m kg					*7 420	5 750	*5 540	3 820	*4 750	2 770	*4 210	2 690	7,7
	0,0 m kg			*5 100	*5 100	*8 490	5 520	*6 180	3 690			*4 820	2 730	7,5
	-1,5 m kg	*5 250	*5 250	*9 000	*9 000	*8 850	5 440	*6 470	3 630			*5 510	2 990	6,9
	-3,0 m kg	*9 380	*9 380	*12 540	*10 560	*8 480	5 480					*6 100	3 680	6,0
-4,5 m kg			*10 050	*10 050							*6 920	5 970	4,4	
Boom 5,2 m + Arm 3,0 m + Shoe 600 mm + Counterweight 2 750 kg + Dozer blade	7,5 m kg											*3 540	*3 540	5,4
	6,0 m kg							*3 440	*3 440			*3 230	*3 230	6,7
	4,5 m kg							*3 740	*3 740			*3 170	2 890	7,5
	3,0 m kg			*7 700	*7 700	*5 260	*5 260	*4 430	3 980	*4 130	2 830	*3 260	2 600	7,9
	1,5 m kg			*5 140	*5 140	*6 980	5 760	*5 270	3 810	*4 540	2 730	*3 510	2 490	8,0
	0,0 m kg			*5 560	*5 560	*8 230	5 510	*6 000	3 670	*4 910	2 690	*3 970	2 530	7,8
	-1,5 m kg	*4 790	*4 790	*8 430	*8 430	*8 800	5 410	*6 420	3 600			*4 830	2 740	7,4
	-3,0 m kg	*8 160	*8 160	*13 040	10 480	*8 660	5 430	*6 300	3 620			*5 730	3 280	6,5
-4,5 m kg			*11 050	10 750	*7 420	5 580					*6 520	4 830	5,0	
2-piece boom 5,0 m + Arm 2,3 m + Shoe 600 mm + Counterweight 2 750 kg + Dozer blade	7,5 m kg											*5 560	*5 560	4,1
	6,0 m kg					*6 510	*6 510					*4 800	4 400	5,7
	4,5 m kg			*7 860	*7 860	*7 050	6 390	*5 920	4 060			*4 640	3 440	6,6
	3,0 m kg					*8 060	6 030	*6 240	3 920			*4 760	3 030	7,1
	1,5 m kg					*8 830	5 670	*6 510	3 770			*5 150	2 890	7,2
	0,0 m kg					*8 740	5 480	*6 390	3 670			*5 130	2 960	7,0
	-1,5 m kg			*10 070	*10 070	*7 670	5 450	*5 530	3 650			*4 800	3 310	6,5
	-3,0 m kg					*5 340	*5 340							5,4
-4,5 m kg														
2-piece boom 5,0 m + Arm 2,6 m + Shoe 600 mm + Counterweight 2 750 kg + Dozer blade	7,5 m kg					*4 790	*4 790					*4 340	*4 340	4,7
	6,0 m kg					*5 540	*5 540	*4 280	4 140			*3 790	*3 790	6,1
	4,5 m kg			*5 860	*5 860	*6 350	*6 350	*5 730	4 090			*3 650	3 190	7,0
	3,0 m kg			*11 910	11 690	*7 810	6 090	*6 100	3 950			*3 700	2 840	7,4
	1,5 m kg					*8 710	5 710	*6 450	3 780	*4 290	2 740	*3 950	2 710	7,6
	0,0 m kg			*5 630	*5 630	*8 820	5 490	*6 440	3 660			*4 460	2 770	7,4
	-1,5 m kg			*9 670	*9 670	*7 950	5 420	*5 780	3 620			*4 610	3 060	6,8
	-3,0 m kg					*5 930	5 500					*3 930	3 820	8,9
-4,5 m kg														
2-piece boom 5,0 m + Arm 3,0 m + Shoe 600 mm + Counterweight 2 750 kg + Dozer blade	7,5 m kg					*4 640	*4 640					*3 590	*3 590	5,3
	6,0 m kg					*4 670	*4 670	*4 330	4 190			*3 190	*3 190	6,6
	4,5 m kg					*5 130	*5 130	*5 090	4 120			*3 080	2 910	7,4
	3,0 m kg			*10 900	*10 900	*7 400	6 150	*5 870	3 960	*4 260	2 790	*3 120	2 610	7,8
	1,5 m kg			*6 320	*6 320	*8 460	5 740	*6 300	3 770	*5 050	2 720	*3 300	2 500	7,9
	0,0 m kg			*6 050	*6 050	*8 810	5 460	*6 420	3 630	*4 880	2 650	*3 680	2 540	7,7
	-1,5 m kg			*9 000	*9 000	*8 210	5 360	*5 980	3 560			*4 390	2 770	7,2
	-3,0 m kg			*8 840	*8 840	*6 550	5 400	*4 500	3 610			*3 920	3 360	6,4
-4,5 m kg														















- Notes:
- Machine in "Fine Mode-F" (Power Boost) for lifting capacities.
 - The above loads are in compliance with SAE J1097 and ISO 10567 Hydraulic Excavator Lifting Capacity Standards.
 - Rated loads do not exceed 87% of hydraulic lifting capacity or 75% of tipping load.
 - Rated loads marked with an asterisk (*) are limited by hydraulic capacity rather than tipping load.

Lifting capacity

At the arm end without bucket.

For lifting capacity including bucket, simply subtract actual weight of the direct fit bucket or the bucket with quick fit from the following values.

• EC160C NL

 Across under-carriage  Along under-carriage	Lifting hook related to ground level	1,5 m		3,0 m		4,5 m		6,0 m		7,5 m		Max. reach				
														Max. m		
Boom 5,2 m + Arm 2,3 m + Shoe 500 mm + Counterweight 2 750 kg + Dozer blade	7,5 m kg												*4 140	*4 140	14,4	
	6,0 m kg												*4 240	3 910	19,5	
	4,5 m kg						*4 670	*4 670	*4 380	3 790			*4 270	3 110	22,3	
	3,0 m kg						*6 200	5 580	*5 010	3 660			*4 430	2 750	23,8	
	1,5 m kg						*7 780	5 270	*5 760	3 520			*4 840	2 620	24,2	
	0,0 m kg			*4 420	*4 420	*8 730	5 100	*6 350	3 420				*5 360	2 680	23,6	
	-1,5 m kg			*9 450	*9 450	*8 960	5 060	*6 550	3 390				*5 840	2 970	21,8	
	-3,0 m kg			*12 280	9 730	*8 400	5 120						*6 460	3 750	18,5	
-4,5 m kg																
Boom 5,2 m + Arm 2,6 m + Shoe 500 mm + Counterweight 2 750 kg + Dozer blade	7,5 m kg												*3 880	*3 880	15,9	
	6,0 m kg							*3 910	3 900				*3 830	3 620	20,6	
	4,5 m kg						*4 310	*4 310	*4 130	3 830			*3 760	2 940	23,3	
	3,0 m kg			*9 150	*9 150	*5 820	5 630	*4 790	3 690	*4 070	2 640		*3 880	2 620	24,7	
	1,5 m kg					*7 460	5 290	*5 580	3 540	*4 790	2 570		*4 210	2 500	25,1	
	0,0 m kg			*5 110	*5 110	*8 550	5 090	*6 230	3 420				*4 820	2 540	24,5	
	-1,5 m kg	*5 250	*5 250	*9 000	*9 000	*8 930	5 020	*6 530	3 370				*5 570	2 790	22,8	
	-3,0 m kg	*9 380	*9 380	*12 670	9 620	*8 560	5 070						*6 160	3 420	19,7	
-4,5 m kg			*10 170	9 920								*7 010	5 530	14,3		
Boom 5,2 m + Arm 3,0 m + Shoe 500 mm + Counterweight 2 750 kg + Dozer blade	7,5 m kg												*3 570	*3 570	17,7	
	6,0 m kg							*3 480	*3 480				*3 300	3 290	22,0	
	4,5 m kg							*3 780	*3 780	*4 160	2 650		*3 240	2 720	24,6	
	3,0 m kg			*7 710	*7 710	*5 290	*5 290	*4 460	3 720	*4 560	2 570		*3 330	2 440	25,9	
	1,5 m kg			*5 250	*5 250	*6 990	5 310	*5 300	3 540	*4 940	2 500		*3 580	2 330	26,3	
	0,0 m kg			*5 660	*5 660	*8 240	5 050	*6 020	3 400				*4 050	2 360	25,7	
	-1,5 m kg	*4 890	*4 890	*8 520	*8 520	*8 800	4 950	*6 430	3 330				*4 920	2 550	24,1	
	-3,0 m kg	*8 240	*8 240	*13 010	9 410	*8 670	4 970	*6 320	3 350				*5 760	3 050	21,2	
-4,5 m kg			*11 040	9 690	*7 430	5 130						*6 560	4 470	16,3		
2-piece boom 5,0 m + Arm 2,3 m + Shoe 500 mm + Counterweight 2 750 kg + Dozer blade	7,5 m kg												*5 560	*5 560	13,5	
	6,0 m kg					*6 520	6 100						*4 800	4 080	18,8	
	4,5 m kg			*7 860	*7 860	*7 060	5 910	*5 930	3 760				*4 640	3 190	21,8	
	3,0 m kg					*8 070	5 560	*6 250	3 630				*4 760	2 810	23,3	
	1,5 m kg					*8 850	5 220	*6 520	3 490				*5 150	2 670	23,7	
	0,0 m kg					*8 760	5 030	*6 400	3 390				*5 150	2 740	23,1	
	-1,5 m kg			*10 090	9 490	*7 690	5 000	*5 540	3 370				*4 820	3 060	21,2	
	-3,0 m kg					*5 360	5 110								17,9	
-4,5 m kg																
2-piece boom 5,0 m + Arm 2,6 m + Shoe 500 mm + Counterweight 2 750 kg	7,5 m kg					*4 790	*4 790						*4 340	*4 340	15,3	
	6,0 m kg					*5 550	*5 550	*4 290	3 840				*3 790	3 690	20,1	
	4,5 m kg			*5 870	*5 870	*6 360	5 970	*5 740	3 800				*3 650	2 960	22,9	
	3,0 m kg			*11 920	10 620	*7 820	5 620	*6 120	3 660				*3 700	2 630	24,4	
	1,5 m kg					*8 730	5 250	*6 460	3 500	*4 300	2 530		*3 950	2 510	24,8	
	0,0 m kg			*5 630	*5 630	*8 840	5 040	*6 450	3 380				*4 460	2 560	24,2	
	-1,5 m kg			*9 670	9 410	*7 970	4 980	*5 790	3 340				*4 630	2 830	22,4	
	-3,0 m kg					*5 950	5 050						*3 950	3 530	19,2	
-4,5 m kg																
2-piece boom 5,0 m + Arm 3,0 m + Shoe 500 mm + Counterweight 2 750 kg + Dozer blade	7,5 m kg					*4 670	*4 670						*3 620	*3 620	17,3	
	6,0 m kg					*4 710	*4 710	*4 360	3 910				*3 230	*3 230	21,7	
	4,5 m kg					*5 180	*5 180	*5 130	3 840				*3 110	2 710	24,3	
	3,0 m kg			*10 920	10 910	*7 420	5 690	*5 890	3 680			*4 280	2 600	*3 160	2 430	25,6
	1,5 m kg			*6 410	*6 410	*8 470	5 280	*6 320	3 490	*5 070	2 520		*3 350	2 320	26,0	
	0,0 m kg			*6 120	*6 120	*8 820	5 000	*6 440	3 350	*4 900	2 460		*3 730	2 360	25,4	
	-1,5 m kg			*9 080	*9 080	*8 230	4 900	*6 000	3 290				*4 440	2 570	23,8	
	-3,0 m kg			*8 850	*8 850	*6 560	4 940	*4 520	3 330				*3 950	3 110	20,8	
-4,5 m kg																

- Notes:
1. Machine in "Fine Mode-F" (Power Boost) for lifting capacities.
 2. The above loads are in compliance with SAE J1097 and ISO 10567 Hydraulic Excavator Lifting Capacity Standards.
 3. Rated loads do not exceed 87% of hydraulic lifting capacity or 75% of tipping load.
 4. Rated loads marked with an asterisk (*) are limited by hydraulic capacity rather than tipping load.

STANDARD EQUIPMENT

Engine

Turbocharged, 4 stroke diesel engine with water cooling, direct injection and charged air cooler that meets EU Stage IIIA requirements
Air filter with indicator
Air intake heater
Cyclone pre-cleaner
Electric engine shut-off
Fuel filter and water separator
Fuel filler pump: 50 l/min, with automatic shut-off
Alternator, 80 A

Electric/Electronic control system

Contronics
- Advanced mode control system
- Self-diagnostic system
Machine status indication
Engine speed sensing power control
Automatic idling system
One-touch power boost
Safety stop/start function
Adjustable LCD color monitor
Master electrical disconnect switch
Overload warning device
Engine restart prevention circuit
High-capacity halogen lights:
- Frame-mounted 2
- Boom-mounted 2
- Cab-mounted 2
Batteries, 2 x 12 V / 140 Ah
Start motor, 24 V / 4,8 kW

Hydraulic system

Hose rupture valve: boom
Automatic sensing hydraulic system
- Summation system
- Boom priority
- Arm priority
- Swing priority
Boom, arm and bucket regeneration valves
Swing anti-rebound valves
Boom and arm holding valves
Multi-stage filtering system
Cylinder cushioning
Cylinder contamination seals
Auxiliary hydraulic valve
Automatic two-speed travel motors
Long life hydraulic oil, mineral 46

Superstructure

Access way with handrail
Tool storage area
Punched metal anti-slip plates
Undercover (HD 4,5 mm)

Cab and interior

Control joysticks with 4 switches each
Heater & air-conditioner, automatic
Hydraulic dampening cab mounts
Adjustable operator seat and joystick control console
Flexible antenna
AM/FM stereo with CD player and MP3 input

Hydraulic safety lock lever

Cab, all-weather sound suppressed, includes:

- Cup holders
- Door locks
- Tinted glass
- Floor mat
- Horn
- Large storage area
- Pull-up type front window
- Removable lower windshield
- Seat belt
- Safety glass
- Sun screens, front, roof, rear
- Rain shield
- Windshield wiper with intermittent feature

Anti-vandalism kit assembly preparation

Rear view camera

Master key

Undercarriage

Hydraulic track adjusters
Greased and sealed track chain
Track guard

Digging equipment

Manual centralized lubrication
CareTrack

OPTIONAL EQUIPMENT

Engine

Block heater: 120 V, 240 V
Oil bath pre-cleaner
Rain cap
Diesel driven coolant heater, 5 kW
Water separator with heater
Reversible cooling fan

Electric

Extra lights:
- Cab-mounted 3
- Counterweight-mounted 1
- Boom-mounted 1
Travel alarm
Anti-theft system
Rotating warning beacon

Hydraulic system

Hose rupture valve: arm
Boom float function
Hydraulic piping:
- Work tool management system (up to 20 programmable memories)
- Hammer & shear, 1 and 2 pump flow

- Hammer & shear: variable flow and pressure pre-setting
- Slope & rotator
- Grapple
- Oil leak (drain) line
- Quick fit piping

Volvo hydraulic quick fit (S1, S6, U16)

Hydraulic oil, ISO VG 32

Hydraulic oil, ISO VG 46

Hydraulic oil, ISO VG 68

Hydraulic oil, biodegradable 32

Hydraulic oil, biodegradable 46

Superstructure

Full height counterweight: 2 750 kg

Cab and interior

Fabric seat
Fabric seat with heater
Fabric seat with heater and air suspension
Control joystick with proportional control
Cab mounted falling object guard (FOG)
Cab-mounted falling object protective structure (FOPS)

Screen guard for front window
Lower wiper with intermittent control
Opening top hatch
Anti-vandalism kit
Specific key
Smoker kit

Undercarriage

Full track guard
Undercover (HD 10 mm)

Track shoes

Track shoes 500/600/700/800/900 mm with triple grousers

Digging equipment

Boom: 5,0 m 2-piece
5,2 m monoblock
Arm: 2,3 / 2,6 / 3,0 m
Linkage with lifting eye
Auto lubrication system

Service

Tool kit, daily maintenance
Tool kit, full scale

Standard and optional equipment may vary by market. Please consult your local Volvo dealer for details.

NOTE

NOTE

NOTE



Volvo Construction Equipment is different. Our machines are designed, built and supported in a different way. That difference comes from an engineering heritage of over 175 years. A heritage of thinking first about the people who actually use the machines. About how to help them be safer, more comfortable, more productive. About the environment we all share. The result of that thinking is a growing range of machines and a global support network dedicated to helping you do more. People around the world are proud to use Volvo. And we're proud of what makes Volvo different – **More care. Built in.**



Not all products are available in all markets. Under our policy of continuous improvement, we reserve the right to change specifications and design without prior notice. The illustrations do not necessarily show the standard version of the machine.

VOLVO

Volvo Construction Equipment
www.volvo.com

Ref. No. 21 E 100 2693 English (Global)
Printed in Sweden 2009.03-1,0 EXC
Volvo, Seoul