

VOLVO EXCAVATORS

EC460B PRIME

44,3-47,9t 320hp



TAKE A TOUR. EXPERIENCE THE EC460B PRIME.

MORE SAFETY

- **Safety** is a **core value** at Volvo and it shows in our machine.
- **Anti-slip steps and platforms** with punched steel plates for superior grip even when wet or icy.
- **Low engine emission levels and low noise.**
- **Tumbler length** ensures stability.
- **Recessed bolts on superstructure** walk areas for less risk of trip hazard.
- **Lead-free exterior paint** is in harmony with the environment.

MORE PROFIT

- **Powerful, innovative and efficient Volvo engine:** well-matched to hydraulic system, components and design.
- Volvo continues to deliver **industry-leading fuel efficiency.**
- **Advanced hydraulic system** with priority functions.
- **Optional hydraulic quick fit** increases versatility.





MORE COMFORT

- **Large and comfortable cab** puts you in command with ergonomic controls.
- **Roomy, adjustable seat** supports your whole body.
- **Top-mounted windshield wiper** cleans a wider area – including both upper corners.
- **Vibration dampening** protects against whole body fatigue for all-day productivity.
- **Electronic climate control system** delivers the highest-capacity heating and cooling available.

MORE UPTIME

- **Simplified, ground level serviceability** means more uptime.
- **Easy access, centralized lubrication points.**
- **Easy to learn. Easy to operate. Easy to get more done.**

MORE QUALITY

- **Strengthened undercarriage frame** endures daily use.
- **Reinforced boom/arm and proven components** deliver every time.
- **Reinforced superstructure** with double welded corners.
- **Greased, sealed track link** prevents leaks and guarantees long life.

VOLVO – A PARTNER TO TRUST.

It's not a race, but the goal is to move the greatest amount of material in the shortest amount of time. Volvo sets the industry pace – and the Volvo EC460B prime Excavator leads the way. More profit and more tons per hour fuelled by industry-leading fuel economy. You are going to do it with uptime you can trust and depend on. And you are going to do more each day in the command of the legendary, improved Volvo Care Cab. It's the production machine ideal for heavy, civil engineering, trenching, pipe laying, quarrying, demolition and large-scale bulk earth moving. With Volvo as your partner, you win every time.

Your local partner around the globe

Since 1927, Volvo has earned a global reputation for providing complete solutions. Volvo is built on core values of quality, safety and environmental care. The extensive line of construction equipment is augmented by Volvo's commercial transport solutions, including buses and trucks. This global experience and expertise have led to the ongoing development of engines with the lowest fuel consumption in their class. Today, the tradition continues with Volvo B prime-Series Excavators — designed and built to the exacting standards that make each machine a trusted Volvo partner.

The experience for your jobs

Repair highways. Move mountains of rock. Excavate lakes. Load haulers. Dig and lay miles of pipe. If you find the work, the Volvo EC460B prime will help you do it. It was built for heavy production. That's why large contractors, quarries and civil engineering firms rely on it.

Endurance born from strength

Tear into the earth. Break out of the material with no hesitation. Excavate your way through difficult terrain. It features proven booms and arms and it's built to keep working day after day.

Fuel efficiency: still the best

Maximize your profits with Volvo industry-leading fuel efficiency. The EC460B prime gets the most work and profits out of each tank.

The Volvo Care Cab gets more comfortable

How do you improve on the best? Constant innovation and a desire to make our customers more productive. The EC460B prime is the result. A larger, more comfortable cab. The seat of comfort. Perfectly-placed controls. All-around visibility. Climb into the cab and experience it.

Quality that stands the test of time

You can see the quality. You certainly can feel it too. Just open the reinforced service doors. Feel the thickness of the frame, boom and reinforcing plates. Operate the EC460B prime. Operate the EC460B prime and you'll quickly experience the difference Volvo quality makes.

If you have ever owned or operated a Volvo Wheel Loader, Articulated Hauler or any one of our full scope of global equipment offerings, you know that Volvo stands for quality, comfort and safety. Trust the Volvo EC460B prime Excavator as your partner and reach farther than you thought possible.








VOLVO'S ENGINE LEADERSHIP SPANS LAND, SEA, SKY AND SPACE

As the world's second largest manufacturer of 9-to-18-liter diesel engines, Volvo has unmatched expertise designing power systems that move the world. Volvo engines for Volvo Construction Equipment, Volvo

Aero, Volvo Buses, Volvo Penta and Volvo Trucks define productivity and fuel economy. Our performance has been honed on land, over the sea, across the sky and into space. Leading research and development

keeps all Volvo Group products at the forefront of productivity. So when we say Volvo engines are tested — and proven — you can believe it. Trust in it. It's the real advantage of Volvo Power.



BUILT TO RUN – SUPPORTED FOR LIFE.

Even the best machines need service and maintenance to be as productive tomorrow as they are today. With superior attention to detail, we've created a productivity chain of machines, parts and service. Our global Customer Support organization delivers the values you've come to expect from Volvo Construction Equipment.

We care about your operation – anywhere, anytime

Volvo Construction Equipment comes with a professional Customer Support organization providing genuine parts, aftersale service and training - providing you with controlled owning and operation costs. With all the products and resources at our disposal, we can offer you the best support there is. Anywhere, anytime.

Four levels of support, one level of care

The best way to get the most out of your Volvo is to invest in a Volvo Customer Support Agreement. Since business' needs vary, we've made it easy for you to select the agreement that's right for your business by creating four levels of Customer Support Agreements. We offer programs that provide everything from regular machine inspections to a comprehensive repair and maintenance program that takes the hassle and worry out of running a workshop and gives you total peace of mind.

CareTrack – fast and correct information

CareTrack is an optional GPS monitoring program that works with the machine's diagnostic system. Installation is simple. You and your dealer can remotely track usage, productivity, fuel consumption and more. Maximize uptime through important service reminders. CareTrack also monitors geographic machine location and can even prevent unauthorized use. With CareTrack, you can focus on the care of your business while your Volvo dealer focuses on the care of your machine.

MATRIS reports on your efficiency

MATRIS delivers detailed operating history analysis about the utilization and efficiency factors that influence your operating costs. MATRIS turns the data captured inside the machine's computer into easy-to-use graphs and reports. Maximize machine and operator performance, while reducing maintenance costs and increasing service life.

PROSIS makes parts ordering faster

PROSIS is a CD-ROM application that makes it quick and easy for your Volvo dealer to order all your Volvo CE product parts. Your dealer will help you find the right part, place your order and get you back up and running fast.

Standard and optional equipment may vary by market. Please consult your local Volvo dealer for details.





SPECIFICATIONS

Engine

The new Volvo diesel engine delivers lower emissions, superior performance and fuel efficiency. The engine uses precise, high-pressure fuel injectors turbo charger and electronic engine controls to optimize machine performance.

Automatic Idling System: Reduces engine speed to idle when the levers and pedals are not activated resulting in less fuel consumption and low cab noise levels.

Engine	Volvo D12D
Power output at	30 r/s (1,800 rpm)
Net (ISO 9249/SAE J1349)	235 kW (320 metric hp)
Gross (SAE J1995)	245 kW (333 metric hp)
Max. torque at 1,350 rpm	1,720 Nm
No. of cylinders	6
Displacement	12.1 l
Bore	131 mm
Stroke	150 mm

Electrical system

High-capacity electrical system that is well protected. Waterproof double-lock harness plugs are used to secure corrosion-free connections. The main relays and solenoid valves are shielded to prevent damage.

Contronics: provides advanced monitoring of machine functions and important diagnostic information.

Voltage	24 V
Batteries	2 x 12 V
Battery capacity	200 Ah
Alternator	28 V/80 A

Service refill capacities

Fuel tank	685 l
Hydraulic system, total	525 l
Hydraulic tank	270 l
Engine oil	42 l
Engine coolant	60 l
Swing reduction unit	2 x 6.0 l
Travel reduction unit	2 x 6.5 l

Swing system

The swing system uses two axial piston motors, driving two planetary gearboxes for maximum torque. Automatic swing holding brake and anti-rebound valve are standard.

Max. swing speed	8.5 rpm
-------------------------	---------

Drive

Each track is powered by an automatic two-speed shift travel motor. The track brakes are multi-disc, spring-applied and hydraulic released. The travel motor, brake

and planetary gears are well protected within the track frame.

Max. tractive effort	324.6 kN (33,100 kg)
Max. travel speed	2.9/4.8 km/h
Gradeability	35° (70%)

Undercarriage

The undercarriage has a robust X-shaped frame. Greased and sealed track chains are standard.

Fixed undercarriage (Std.):

No. of track pads	2 x 52
Link pitch	216 mm
Shoe width, triple grouser	600/700/800/900 mm
Shoe width, double grouser	600 mm
No. of bottom rollers	2 x 9
No. of top rollers	2 x 2

Mechanically retractable undercarriage (Opt.):

No. of track pads	2 x 52
Link pitch	216 mm
Shoe width, triple grouser	600/700/800/900 mm
Shoe width, double grouser	600 mm
No. of bottom rollers	2 x 9
No. of top rollers	2 x 3

Hydraulic system

The hydraulic system, also known as the "Integrated work mode control", is designed for high-productivity, high-digging capacity, high-maneuvering precision and good fuel economy. The summation system, boom, arm and swing priority along with boom and arm regeneration provide optimum performance.

The following important functions are included in the system:

Summation system: Combines the flow of both hydraulic pumps to ensure quick cycle times and high productivity.

Boom priority: Gives priority to the boom operation for faster raising when loading or performing deep excavations.

Arm priority: Gives priority to the arm operation for faster cycle times in leveling and for increased bucket filling when digging.

Swing priority: Gives priority to swing functions for faster simultaneous operations.

Regeneration system: Prevents cavitation and provides flow to other movements during simultaneous operations for maximum productivity.

Power boost: All digging and lifting forces are increased.

Holding valves: Boom and arm holding valves prevent the digging equipment from creeping.

Main pump

Type	2 x variable displacement axial piston pumps
Maximum flow	2 x 345 l/min
Pilot pump	
Type	Gear pump
Maximum flow	1 x 31 l/min

Hydraulic motors

Travel	Variable displacement axial piston motors with mechanical brake
Swing	Fixed displacement axial piston motor with mechanical brake

Relief valve setting

Implement	31.4/34.3 Mpa (320/350 kg/cm ²)
Travel system	31.4 Mpa (320 kg/cm ²)
Swing system	24.5 Mpa (250 kg/cm ²)
Pilot system	3.9 Mpa (40 kg/cm ²)

Hydraulic cylinders

Boom	2
Bore x Stroke	ø165 x 1,590 mm
Arm	1
Bore x Stroke	ø190 x 1,850 mm
Bucket	1
Bore x Stroke	ø165 x 1,335 mm
ME bucket	1
Bore x Stroke	ø175 x 1,335 mm

Cab

The operator's cab has easy access via a wide door opening. The cab is supported on hydraulic dampening mounts to reduce shock and vibration levels. These along with sound absorbing lining provide low noise levels. The cab has excellent all-round visibility. The front windshield can easily slide up into the ceiling and the lower front glass can be removed and stored in the side door.

Integrated air conditioning and heating system:

The pressurized and filtered cab air is supplied by an automatically controlled fan. The air is distributed throughout the cab from 13 vents.

Ergonomic operator's seat: The adjustable seat and joystick console move independently to accommodate the operator. The seat has nine different adjustments plus a seat belt for the operator's comfort and safety.

Sound level in cab according to ISO 6396:

LpA 73 dB(A)

External sound level according to ISO 6395 and EU Directive 2000/14/EC:

LwA 106 dB(A)

Ground pressure

- **Machine with fixed undercarriage** 7.0 m boom, 3.35 m arm, 2,060 l (1,730 kg) bucket and 8,700 kg counterweight.

Description	Shoe width	Operating weight up to	Ground pressure	Overall width
Triple grouser	600 mm	44,500 kg	77.5 kPa (0.79 kg/cm ²)	3,340 mm
	700 mm	45,000 kg	67.7 kPa (0.69 kg/cm ²)	3,440 mm
	800 mm	45,500 kg	59.8 kPa (0.61 kg/cm ²)	3,540 mm
	900 mm	46,020 kg	53.9 kPa (0.55 kg/cm ²)	3,640 mm
Double grouser	600 mm	44,250 kg	76.5 kPa (0.78 kg/cm ²)	3,340 mm

- **Machine with retractable undercarriage** 7.0 m boom, 3.35 m arm, 2,060 l (1,730 kg) bucket and 8,700 kg counterweight.

Description	Shoe width	Operating weight up to	Ground pressure	Overall width
Triple grouser	600 mm	45,700 kg	79.4 kPa (0.81 kg/cm ²)	3,490 mm
	700 mm	46,220 kg	68.6 kPa (0.70 kg/cm ²)	3,590 mm
	800 mm	46,740 kg	60.8 kPa (0.62 kg/cm ²)	3,690 mm
	900 mm	47,280 kg	54.9 kPa (0.56 kg/cm ²)	3,790 mm
Double grouser	600 mm	45,450 kg	79.4 kPa (0.81 kg/cm ²)	3,490 mm

- **Machine with fixed undercarriage** 7.0 m boom, 3.35 m arm, 2,060 l (1,730 kg) bucket and 9,300 kg counterweight.

Description	Shoe width	Operating weight up to	Ground pressure	Overall width
Triple grouser	600 mm	45,100 kg	78.5 kPa (0.80 kg/cm ²)	3,340 mm
	700 mm	45,600 kg	67.7 kPa (0.69 kg/cm ²)	3,440 mm
	800 mm	46,100 kg	59.8 kPa (0.61 kg/cm ²)	3,540 mm
	900 mm	46,620 kg	53.9 kPa (0.55 kg/cm ²)	3,640 mm
Double grouser	600 mm	44,850 kg	77.5 kPa (0.79 kg/cm ²)	3,340 mm

- **Machine with retractable undercarriage** 7.0 m boom, 3.35 m arm, 2,060 l (1,730 kg) bucket and 9,300 kg counterweight.

Description	Shoe width	Operating weight up to	Ground pressure	Overall width
Triple grouser	600 mm	46,300 kg	80.4 kPa (0.82 kg/cm ²)	3,490 mm
	700 mm	46,820 kg	69.6 kPa (0.71 kg/cm ²)	3,590 mm
	800 mm	47,340 kg	61.8 kPa (0.63 kg/cm ²)	3,690 mm
	900 mm	47,880 kg	55.9 kPa (0.57 kg/cm ²)	3,790 mm
Double grouser	600 mm	46,050 kg	80.4 kPa (0.82 kg/cm ²)	3,490 mm

Max. permitted buckets

- Notes: 1. Bucket size based on ISO 7451, heaped material with a 1:1 angle of repose.
 2. "Max. permitted sizes" are for reference only and are not necessarily available from the factory.
 3. Bucket widths are less than bucket's tip radius.

• **EC460B LC prime with direct fit bucket**, Fixed undercarriage, counterweight 8,700 kg / 9,300 kg*

Description	Max. bucket volume	6.5 m boom	7.0 m boom			
		2.55 m arm	2.55 m arm	3.35 m arm	3.9 m arm	4.8 m arm
GP bucket 1.5 t/m ³	I	3,575 / 3,725*	3,300 / 3,425*	3,000 / 3,125	2,750 / 2,850*	2,425 / 2,525*
GP bucket 1.8 t/m ³	I	3,125 / 3,275*	2,875 / 3,000*	2,625 / 2,725*	2,400 / 2,500*	2,125 / 2,225*
HD bucket 1.8 t/m ³	I	2,900 / 3,000*	2,650 / 2,775*	2,425 / 2,525*	2,200 / 2,300*	1,950 / 2,050*
HD bucket 2.0 t/m ³	I	2,675 / 2,800*	2,475 / 2,575*	2,250 / 2,325*	2,050 / 2,150*	1,825 / 1,900*

• **EC460B LC prime with quick fit bucket**, Fixed undercarriage, counterweight 8,700 kg / 9,300 kg*

Description	Max. bucket volume	6.5 m boom	7.0 m boom			
		2.55 m arm	2.55 m arm	3.35 m arm	3.9 m arm	4.8 m arm
GP bucket 1.5 t/m ³	I	3,450 / 3,600*	3,150 / 3,300*	2,850 / 2,975*	2,600 / 2,725*	2,300 / 2,400*
GP bucket 1.8 t/m ³	I	3,025 / 3,150*	2,775 / 2,875*	2,500 / 2,600*	2,275 / 2,375*	2,000 / 2,100*
HD bucket 1.8 t/m ³	I	2,775 / 2,900*	2,550 / 2,650*	2,300 / 2,400*	2,100 / 2,200*	1,850 / 1,950*
HD bucket 2.0 t/m ³	I	2,575 / 2,700*	2,350 / 2,475*	2,150 / 2,225*	1,950 / 2,050*	1,725 / 1,800*

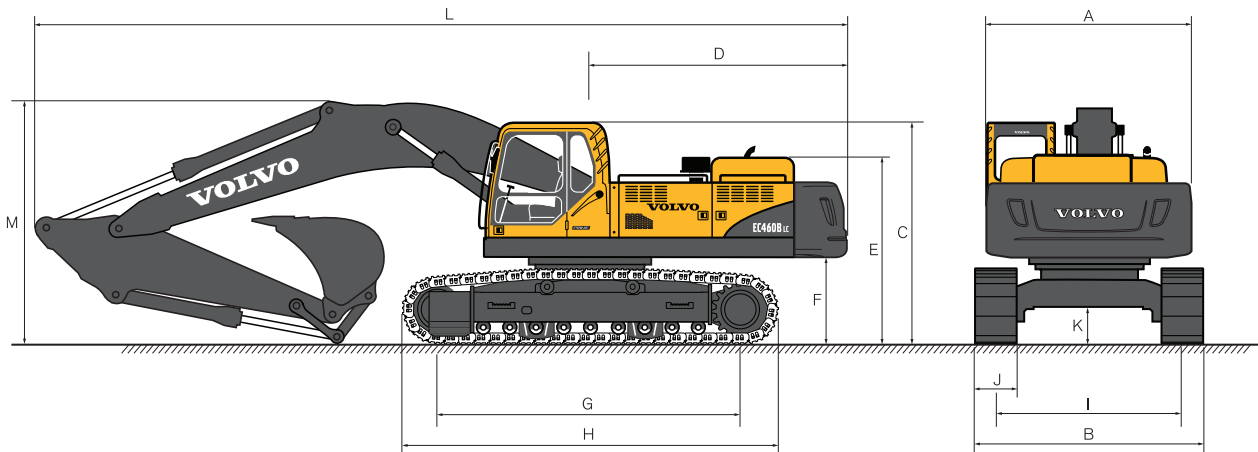
• **EC460B LC prime with direct fit bucket**, Mechanically retractable undercarriage, counterweight 8,700 kg / 9,300 kg*

Description	Max. bucket volume	6.5 m boom	7.0 m boom			
		2.55 m arm	2.55 m arm	3.35 m arm	3.9 m arm	4.8 m arm
GP bucket 1.5 t/m ³	I	3,625 / 3,775*	3,350 / 3,475*	3,050 / 3,175*	2,775 / 2,900*	2,475 / 2,575*
GP bucket 1.8 t/m ³	I	3,175 / 3,300*	2,925 / 3,050*	2,650 / 2,775*	2,425 / 2,550*	2,150 / 2,250*
HD bucket 1.8 t/m ³	I	2,925 / 3,050*	2,700 / 2,800*	2,450 / 2,550*	2,250 / 2,350*	2,000 / 2,075*
HD bucket 2.0 t/m ³	I	2,725 / 2,825*	2,500 / 2,600*	2,275 / 2,375*	2,075 / 2,175*	1,850 / 1,925*

• **EC460B LC prime with quick fit bucket**, Mechanically retractable undercarriage, counterweight 8,700 kg / 9,300 kg*

Description	Max. bucket volume	6.5 m boom	7.0 m boom			
		2.55 m arm	2.55 m arm	3.35 m arm	3.9 m arm	4.8 m arm
GP bucket 1.5 t/m ³	I	3,500 / 3,650*	3,200 / 3,350*	2,900 / 3,025*	2,650 / 2,775*	2,325 / 2,450*
GP bucket 1.8 t/m ³	I	3,050 / 3,200*	2,800 / 2,925*	2,550 / 2,650*	2,325 / 2,425*	2,050 / 2,150*
HD bucket 1.8 t/m ³	I	2,825 / 2,950*	2,600 / 2,700*	2,350 / 2,450*	2,150 / 2,250*	1,875 / 1,975*
HD bucket 2.0 t/m ³	I	2,625 / 2,725*	2,400 / 2,500*	2,175 / 2,275*	1,975 / 2,075*	1,750 / 1,825*

Dimensions



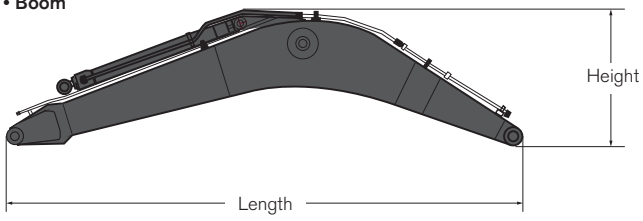
Machine with fixed undercarriage	Unit	6.5 m ME boom		7.0 m boom		
		2.55 m arm	2.55 m arm	3.35 m arm	3.9 m arm	4.8 m arm
A. Overall width of superstructure	mm	2,990	2,990	2,990	2,990	2,990
B. Overall width	mm	3,340	3,340	3,340	3,340	3,340
C. Overall height of cab	mm	3,250	3,250	3,250	3,250	3,250
D. Tail swing radius	mm	3,800	3,800	3,800	3,800	3,800
E. Overall height of engine hood	mm	2,750	2,750	2,750	2,750	2,750
F. Counterweight clearance *	mm	1,275	1,275	1,275	1,275	1,275
G. Tumbler length	mm	4,370	4,370	4,370	4,370	4,370
H. Track length	mm	5,370	5,370	5,370	5,370	5,370
I. Track gauge	mm	2,740	2,740	2,740	2,740	2,740
J. Shoe width	mm	600	600	600	600	600
K. Min. ground clearance *	mm	550	550	550	550	550
L. Overall length	mm	11,640	12,140	12,150	12,150	12,020
M. Overall height of boom	mm	3,770	3,630	3,650	3,690	4,650

Machine with mechanically retractable undercarriage	Unit	6.5 m ME boom		7.0 m boom		
		2.55 m arm	2.55 m arm	3.35 m arm	3.9 m arm	4.8 m arm
A. Overall width of superstructure	mm	2,990	2,990	2,990	2,990	2,990
B. Overall width (extended)	mm	3,490	3,490	3,490	3,490	3,490
Overall width (retracted)	mm	2,990	2,990	2,990	2,990	2,990
C. Overall height of cab	mm	3,360	3,360	3,360	3,360	3,360
D. Tail swing radius	mm	3,800	3,800	3,800	3,800	3,800
E. Overall height of engine hood	mm	2,860	2,860	2,860	2,860	2,860
F. Counterweight clearance *	mm	1,385	1,385	1,385	1,385	1,385
G. Tumbler length	mm	4,370	4,370	4,370	4,370	4,370
H. Track length	mm	5,370	5,370	5,370	5,370	5,370
I. Track gauge (extended)	mm	2,890	2,890	2,890	2,890	2,890
Track gauge (retracted)	mm	2,390	2,390	2,390	2,390	2,390
J. Shoe width	mm	600	600	600	600	600
K. Min. ground clearance *	mm	746	746	746	746	746
L. Overall length	mm	11,620	12,140	12,150	12,150	12,020
M. Overall height of boom	mm	3,800	3,770	3,790	3,830	4,790

* Without shoe grouser

Dimensions

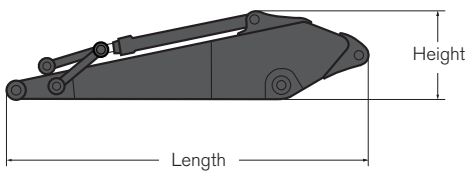
• Boom



Description	Unit	6.5 m ME	7.0 m
Length	mm	6,750	7,250
Height	mm	2,000	1,840
Width	mm	960	960
Weight	kg	3,950	4,000

* Includes cylinder, pin and piping

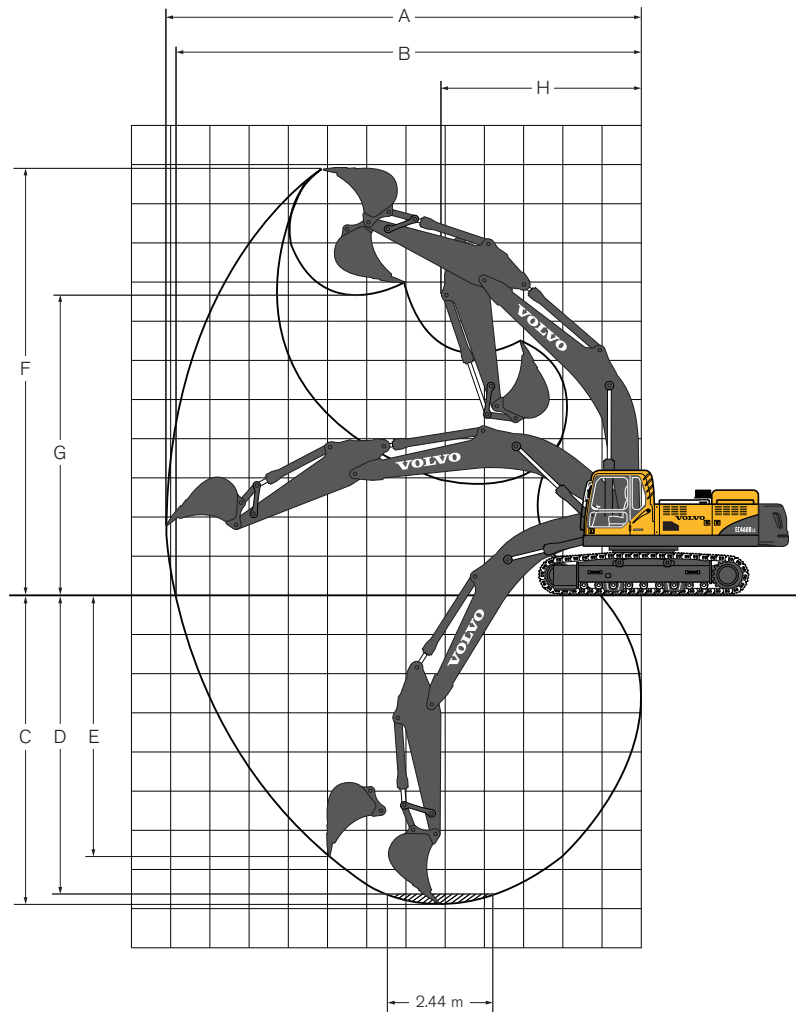
• Arm



Description	Unit	2.55 m	3.35 m	3.9 m	4.8 m
Length	mm	3,770	4,590	5,140	6,100
Height	mm	1,235	1,230	1,240	1,250
Width	mm	600	600	600	600
Weight	kg	2,350	2,500	2,500	2,700

* Includes cylinder, piping and linkage

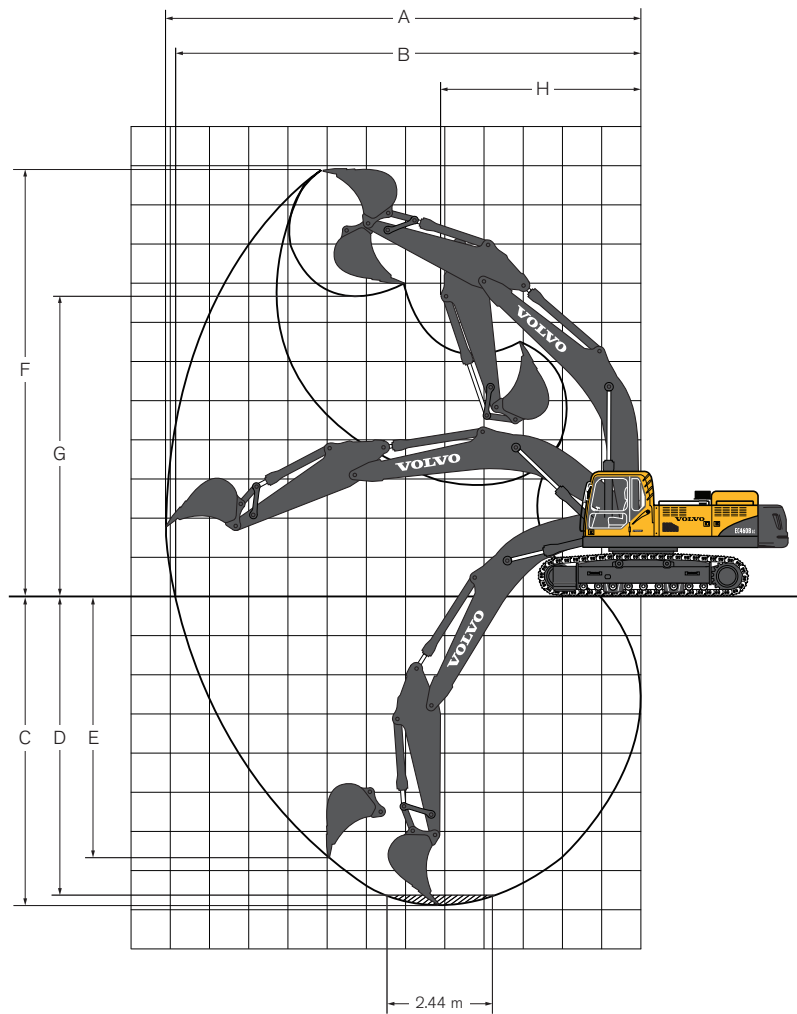
Working ranges & digging forces



Machine with direct fit bucket: fixed undercarriage	Unit	6.5 m ME boom		7.0 m boom		
		2.55 m arm	2.55 m arm	3.35 m arm	3.9 m arm	4.8 m arm
A. Max. digging reach	mm	10,900	11,310	12,000	12,500	13,220
B. Max. digging reach on ground	mm	10,660	11,070	11,780	12,290	13,020
C. Max. digging depth	mm	6,570	6,900	7,700	8,250	9,150
D. Max. digging depth (2.44 m level)	mm	6,400	6,720	7,550	8,120	9,030
E. Max. vertical wall digging depth	mm	5,800	6,150	6,840	7,300	7,730
F. Max. cutting height	mm	10,580	10,820	10,970	11,150	11,090
G. Max. dumping height	mm	6,980	7,440	7,650	7,840	7,870
H. Min. front swing radius	mm	4,770	5,170	5,090	4,990	5,040

Digging forces with direct fit bucket		Unit	6.5 m ME boom		7.0 m boom		
			2.55 m arm	2.55 m arm	3.35 m arm	3.9 m arm	4.8 m arm
Bucket radius		mm	1,923	1,810	1,810	1,810	1,810
Breakout force – bucket (Normal/Power boost)	SAE J1179	kN	245.2/267.7	222.6/244.2	222.6/244.2	222.6/244.2	222.6/244.2
	ISO 6015	kN	276.5/302.0	253.0/276.5	253.0/276.5	253.0/276.5	253.0/276.5
Tearout force – arm (Normal/Power boost)	SAE J1179	kN	217.7/237.3	224.6/245.2	190.2/208.9	170.6/186.3	154.9/169.6
	ISO 6015	kN	224.6/246.1	231.4/253.0	195.1/213.8	173.6/190.2	157.9/172.6
Rotation angle, bucket		deg	169	183	183	183	183

Working ranges & digging forces



Machine with direct fit bucket: mechanically retractable undercarriage	Unit	6.5 m ME boom		7.0 m boom		
		2.55 m arm	2.55 m arm	3.35 m arm	3.9 m arm	4.8 m arm
A. Max. digging reach	mm	10,900	11,310	12,000	12,500	13,220
B. Max. digging reach on ground	mm	10,630	11,050	11,750	12,260	12,990
C. Max. digging depth	mm	6,440	6,770	7,570	8,120	9,020
D. Max. digging depth (2.44 m level)	mm	6,270	6,590	7,420	7,980	8,900
E. Max. vertical wall digging depth	mm	5,670	6,020	6,710	7,170	7,600
F. Max. cutting height	mm	10,710	10,950	11,110	11,280	11,220
G. Max. dumping height	mm	7,110	7,570	7,780	7,970	8,000
H. Min. front swing radius	mm	4,770	5,170	5,090	4,990	5,040















Digging forces with direct fit bucket		Unit	6.5 m ME boom		7.0 m boom		
			2.55 m arm	2.55 m arm	3.35 m arm	3.9 m arm	4.8 m arm
Bucket radius		mm	1,923	1,810	1,810	1,810	1,810
Breakout force – bucket (Normal/Power boost)	SAE J1179	kN	245.2/267.7	222.6/244.2	222.6/244.2	222.6/244.2	222.6/244.2
	ISO 6015	kN	276.5/302.0	253.0/276.5	253.0/276.5	253.0/276.5	253.0/276.5
Tearout force – arm (Normal/Power boost)	SAE J1179	kN	217.7/237.3	224.6/245.2	190.2/208.9	170.6/186.3	154.9/169.6
	ISO 6015	kN	224.6/246.1	231.4/253.0	195.1/213.8	173.6/190.2	157.9/172.6
Rotation angle, bucket		deg	169	183	183	183	183

Lifting capacity

At the arm end without bucket.

For lifting capacity including bucket, simply subtract actual weight of the direct fit bucket or the bucket with quick fit from the following values.

• EC460B LC prime with fixed undercarriage

 Across undercarriage  Along undercarriage	Lifting hook related to ground level	3.0 m		4.5 m		6.0 m		7.5 m		9.0 m		Max. reach				
														Max. mm		
ME boom 6.5 m + Arm 2.55 m + Shoe 600 mm + Counterweight 8,700 kg	6.0 m kg					*12,860	*12,860	*11,840	9,880			*11,050	8,620	8,140		
	4.5 m kg			*19,240	*19,240	*14,670	13,450	*12,580	9,630			*11,060	7,650	8,680		
	3.0 m kg			*22,060	19,330	*16,720	12,820	*13,590	9,310			11,340	7,170	8,940		
	1.5 m kg			*15,740	*15,740	*18,290	12,340	*14,460	9,040			11,210	7,060	8,940		
	0 m kg			*23,190	18,500	*18,930	12,090	14,390	8,880			11,640	7,300	8,680		
	-1.5 m kg	*16,930	*16,930	*24,370	18,570	*18,520	12,050	14,380	8,860			12,810	7,990	8,130		
	-3.0 m kg	*28,150	*28,150	*21,790	18,830	*16,760	12,210					*13,030	9,510	7,230		
	-4.5 m kg			*16,830	*16,830							*12,390	*12,390	5,810		
Boom 7.0 m + Arm 2.55 m + Shoe 600 mm + Counterweight 8,700 kg	6.0 m kg					*12,630	*12,630	*11,310	9,910			*10,980	7,760	8,710		
	4.5 m kg					*14,650	13,260	*12,250	9,580	*11,110	7,260	10,940	6,980	9,220		
	3.0 m kg					*16,750	12,580	*13,350	9,230	11,210	7,100	10,380	6,590	9,460		
	1.5 m kg					*18,240	12,110	*14,270	8,940	11,050	6,960	10,280	6,490	9,460		
	0 m kg					*18,790	11,900	14,260	8,770	10,970	6,880	10,610	6,670	9,210		
	-1.5 m kg			*23,890	18,340	*18,450	11,880	14,230	8,740			11,530	7,220	8,700		
	-3.0 m kg	*25,020	*25,020	*21,800	18,590	*17,100	12,030	*13,300	8,880			*12,280	8,380	7,870		
	-4.5 m kg			*18,060	*18,060	*13,930	12,410					*12,020	10,970	6,590		
Boom 7.0 m + Arm 3.35 m + Shoe 600 mm + Counterweight 8,700 kg	6.0 m kg							*10,290	10,140	*9,860	7,570	*8,660	6,940	9,460		
	4.5 m kg			*17,390	*17,390	*13,320	*13,320	*11,360	9,790	*10,320	7,410	*8,730	6,310	9,930		
	3.0 m kg			*22,140	19,420	*15,620	12,900	*12,620	9,390	*10,980	7,200	*9,030	5,990	10,150		
	1.5 m kg			*14,340	*14,340	*17,490	12,310	*13,750	9,050	11,120	7,010	9,300	5,890	10,150		
	0 m kg			*17,590	*17,590	*18,550	11,970	14,320	8,810	10,960	6,870	9,540	6,020	9,920		
	-1.5 m kg	*12,690	*12,690	*25,020	18,190	*18,720	11,850	14,200	8,710	10,920	6,830	10,210	6,410	9,450		
	-3.0 m kg	*21,670	*21,670	*23,500	18,360	*17,960	11,910	*14,150	8,740			11,560	7,240	8,690		
	-4.5 m kg	*27,480	*27,480	*20,640	18,720	*15,930	12,140	*11,970	9,000			*11,780	8,910	7,560		
Boom 7.0 m + Arm 3.9 m + Shoe 600 mm + Counterweight 8,700 kg	6.0 m kg									*9,450	*9,450	*9,090	7,600	*6,990	6,320	9,990
	4.5 m kg					*12,190	*12,190	*10,560	9,820	*9,650	7,400	*7,050	5,780	10,440		
	3.0 m kg			*20,150	19,720	*14,550	12,950	*11,880	9,380	*10,390	7,150	*7,280	5,480	10,650		
	1.5 m kg			*19,550	18,460	*16,630	12,260	*13,130	8,970	11,030	6,920	*7,710	5,380	10,650		
	0 m kg			*19,410	17,920	*17,980	11,810	*14,060	8,680	10,840	6,740	*8,390	5,480	10,430		
	-1.5 m kg	*12,720	*12,720	*24,360	17,790	*18,480	11,610	14,010	8,520	10,730	6,650	9,290	5,790	9,980		
	-3.0 m kg	*19,640	*19,640	*24,030	17,900	*18,090	11,600	13,990	8,500	10,770	6,680	10,350	6,440	9,270		
	-4.5 m kg	*28,640	*28,640	*21,730	18,210	*16,620	11,780	*12,910	8,660			*11,180	7,710	8,220		
-6.0 m kg			*17,480	*17,480	*13,150	12,220					*11,160	10,590	6,670			
Boom 7.0 m + Arm 4.8 m + Shoe 600 mm + Counterweight 8,700 kg	6.0 m kg									*7,930	7,700	*6,480	5,590	10,760		
	4.5 m kg							*9,250	*9,250	*8,600	7,450	*6,570	5,130	11,180		
	3.0 m kg			*16,980	*16,980	*12,770	*12,770	*10,660	9,460	*9,440	7,150	*6,800	4,870	11,380		
	1.5 m kg			*21,240	18,810	*15,130	12,370	*12,070	8,980	*10,310	6,860	*7,200	4,760	11,380		
	0 m kg			*23,570	17,840	*16,920	11,750	*13,240	8,580	10,730	6,620	7,780	4,810	11,170		
	-1.5 m kg	*12,870	*12,870	*24,770	17,440	*17,920	11,390	13,830	8,330	10,550	6,460	8,170	5,030	10,750		
	-3.0 m kg	*18,000	*18,000	*24,500	17,380	*18,090	11,270	13,710	8,230	10,490	6,400	8,940	5,500	10,090		
	-4.5 m kg	*24,690	*24,690	*23,070	17,570	*17,330	11,340	*13,590	8,280	10,600	6,500	10,370	6,370	9,140		
-6.0 m kg	*28,230	*28,230	*20,130	18,000	*15,250	11,630	*11,580	8,540			*10,880	8,140	7,780			

Notes: 1. Machine in "Fine Mode-F" (Power Boost), for lifting capacities.

2. The above loads are in compliance with SAE J1097 and ISO 10567 Hydraulic Excavator Lifting Capacity Standards.

3. Rated loads do not exceed 87% of hydraulic lifting capacity or 75% of tipping load.















4. Rated loads marked with an asterisk (*) are limited by hydraulic capacity rather than tipping load.

Lifting capacity

At the arm end without bucket.

For lifting capacity including bucket, simply subtract actual weight of the direct fit bucket or the bucket with quick fit from the following values.

• EC460B LC prime with fixed undercarriage

 Across undercarriage  Along undercarriage	Lifting hook related to ground level	3.0 m		4.5 m		6.0 m		7.5 m		9.0 m		Max. reach				
														Max. mm		
ME boom 6.5 m + Arm 2.55 m + Shoe 600 mm + Counterweight 9,300 kg	6.0 m kg					*12,860	*12,860	*11,840	10,250			*11,050	8,940	8,140		
	4.5 m kg			*19,240	*19,240	*14,670	13,930	*12,580	9,990			*11,060	7,950	8,680		
	3.0 m kg			*22,060	20,050	*16,720	13,300	*13,590	9,670			*11,440	7,470	8,940		
	1.5 m kg			*15,740	*15,740	*18,290	12,820	*14,460	9,400			11,580	7,350	8,940		
	0 m kg			*23,190	19,220	*18,930	12,570	14,860	9,240			12,020	7,600	8,680		
	-1.5 m kg	*16,930	*16,930	*24,370	19,290	*18,520	12,530	*14,460	9,220				*12,910	8,310	8,130	
	-3.0 m kg	*28,150	*28,150	*21,790	19,550	*16,760	12,690						*13,030	9,880	7,230	
	-4.5 m kg			*16,830	*16,830								*12,390	*12,390	5,810	
Boom 7.0 m + Arm 2.55 m + Shoe 600 mm + Counterweight 9,300 kg	6.0 m kg					*12,630	*12,630	*11,310	10,270			*10,980	8,060	8,710		
	4.5 m kg					*14,650	13,740	*12,250	9,940	*11,110	7,550	*11,060	7,260	9,220		
	3.0 m kg					*16,750	13,060	*13,350	9,590	*11,570	7,390	10,720	6,860	9,460		
	1.5 m kg					*18,240	12,590	*14,270	9,300	11,420	7,250	10,620	6,760	9,460		
	0 m kg					*18,790	12,380	14,730	9,130	11,330	7,170	10,970	6,950	9,210		
	-1.5 m kg			*23,890	19,060	*18,450	12,360	*14,580	9,100			11,920	7,520	8,700		
	-3.0 m kg	*25,020	*25,020	*21,800	19,310	*17,100	12,510	*13,300	9,250				*12,280	8,720	7,870	
	-4.5 m kg			*18,060	*18,060	*13,930	12,890						*12,020	11,390	6,590	
Boom 7.0 m + Arm 3.35 m + Shoe 600 mm + Counterweight 9,300 kg	6.0 m kg							*10,290	*10,290	*9,860	7,860	*8,660	7,210	9,460		
	4.5 m kg			*17,390	*17,390	*13,320	*13,320	*11,360	10,150	*10,320	7,700	*8,730	6,570	9,930		
	3.0 m kg			*22,140	*20,140	*15,620	13,380	*12,620	9,750	*10,980	7,490	*9,030	6,240	10,150		
	1.5 m kg			*14,340	*14,340	*17,490	12,790	*13,750	9,410	11,480	7,300	*9,580	6,140	10,150		
	0 m kg			*17,590	*17,590	*18,550	12,450	*14,520	9,170	11,330	7,160	9,860	6,270	9,920		
	-1.5 m kg	*12,690	*12,690	*25,020	18,910	*18,720	12,330	14,670	9,070	11,280	7,120	10,550	6,690	9,450		
	-3.0 m kg	*21,670	*21,670	*23,500	19,080	*17,960	12,390	*14,150	9,100				*11,590	7,540	8,690	
	-4.5 m kg	*27,480	*27,480	*20,640	19,440	*15,930	12,620	*11,970	9,360				*11,780	9,260	7,560	
Boom 7.0 m + Arm 3.9 m + Shoe 600 mm + Counterweight 9,300 kg	6.0 m kg									*9,450	*9,450	*9,090	7,890	*6,990	6,580	9,990
	4.5 m kg					*12,190	*12,190	*10,560	10,180	*9,650	7,690	*7,050	6,020	10,440		
	3.0 m kg			*20,150	*20,150	*14,550	13,430	*11,880	9,740	*10,390	7,440	*7,280	5,720	10,650		
	1.5 m kg			*19,550	19,180	*16,630	12,740	*13,130	9,330	*11,130	7,210	*7,710	5,620	10,650		
	0 m kg			*19,410	18,640	*17,980	12,290	*14,060	9,040	11,200	7,030	*8,390	5,720	10,430		
	-1.5 m kg	*12,720	*12,720	*24,360	18,510	*18,480	12,090	14,470	8,880	11,100	6,940	*9,490	6,050	9,980		
	-3.0 m kg	*19,640	*19,640	*24,030	18,620	*18,090	12,090	*14,240	8,860	11,140	6,970	10,700	6,720	9,270		
	-4.5 m kg	*28,640	*28,640	*21,730	18,930	*16,620	12,260	*12,910	9,020				*11,180	8,030	8,220	
-6.0 m kg			*17,480	*17,480	*13,150	12,700						*11,160	11,010	6,670		
Boom 7.0 m + Arm 4.8 m + Shoe 600 mm + Counterweight 9,300 kg	6.0 m kg										*7,930	*7,930	*6,480	5,820	10,760	
	4.5 m kg							*9,250	*9,250	*8,600	7,740	*6,570	5,350	11,180		
	3.0 m kg			*16,980	*16,980	*12,770	*12,770	*10,660	9,820	*9,440	7,440	*6,800	5,080	11,380		
	1.5 m kg			*21,240	19,530	*15,130	12,850	*12,070	9,340	*10,310	7,150	*7,200	4,980	11,380		
	0 m kg			*23,570	18,560	*16,920	12,230	*13,240	8,940	*11,050	6,910	*7,830	5,030	11,170		
	-1.5 m kg	*12,870	*12,870	*24,770	18,150	*17,920	11,880	*13,990	8,690	10,910	6,750	8,460	5,270	10,750		
	-3.0 m kg	*18,000	*18,000	*24,500	18,100	*18,090	11,750	14,180	8,590	10,850	6,690	9,250	5,750	10,090		
	-4.5 m kg	*24,690	*24,690	*23,070	18,290	*17,330	11,820	*13,590	8,640	*10,710	6,790	*10,430	6,660	9,140		
-6.0 m kg	*28,230	*28,230	*20,130	18,720	*15,250	12,110	*11,580	8,900				*10,880	8,490	7,780		

Notes: 1. Machine in "Fine Mode-F" (Power Boost), for lifting capacities.

2. The above loads are in compliance with SAE J1097 and ISO 10567 Hydraulic Excavator Lifting Capacity Standards.

3. Rated loads do not exceed 87% of hydraulic lifting capacity or 75% of tipping load.

4. Rated loads marked with an asterisk (*) are limited by hydraulic capacity rather than tipping load.

Lifting capacity

At the arm end without bucket.

For lifting capacity including bucket, simply subtract actual weight of the direct fit bucket or the bucket with quick fit from the following values.

• EC460B LC prime with mechanically retractable undercarriage

	Lifting hook related to ground level	3.0 m		4.5 m		6.0 m		7.5 m		9.0 m		Max. reach				
		Across undercarriage	Along undercarriage	Across undercarriage	Along undercarriage	Across undercarriage	Along undercarriage	Across undercarriage	Along undercarriage	Across undercarriage	Along undercarriage	Across undercarriage	Along undercarriage	Max. mm		
ME boom 6.5 m + Arm 2.55 m + Shoe 600 mm + Counterweight 8,700 kg	6.0 m kg					*13,000	*13,000	*11,890	10,000			*11,040	8,610	8,200		
	4.5 m kg			*19,690	*19,690	*14,860	13,560	*12,670	9,730			*11,070	7,690	8,720		
	3.0 m kg					*16,900	12,930	*13,680	9,410			11,470	7,250	8,950		
	1.5 m kg			*16,090	*16,090	*18,390	12,480	*14,520	9,150			11,400	7,170	8,920		
	0 m kg			*24,220	18,760	*18,930	12,250	14,600	9,000			11,890	7,450	8,640		
	-1.5 m kg	*18,290	*18,290	*24,190	18,840	*18,420	12,230	*14,360	9,000			*12,940	8,200	8,060		
	-3.0 m kg	*27,690	*27,690	*21,460	19,120	*16,490	12,410					*13,020	9,860	7,120		
	-4.5 m kg															
Boom 7.0 m + Arm 2.55 m + Shoe 600 mm + Counterweight 8,700 kg	6.0 m kg					*12,800	*12,800	*11,380	10,020			*10,980	7,780	8,770		
	4.5 m kg					*14,850	13,380	*12,350	9,690	*11,150	7,360	11,050	7,030	9,250		
	3.0 m kg					*16,930	12,710	*13,450	9,340	11,380	7,200	10,520	6,670	9,470		
	1.5 m kg					*18,330	12,260	*14,340	9,060	11,220	7,060	10,460	6,600	9,450		
	0 m kg			*13,680	*13,680	*18,790	12,070	14,490	8,900	11,150	6,990	10,850	6,820	9,180		
	-1.5 m kg			*23,740	18,640	*18,370	12,070	14,470	8,880			11,850	7,420	8,640		
	-3.0 m kg	*26,440	*26,440	*21,540	18,900	*16,910	12,240	*13,070	9,050			*12,290	8,670	7,770		
	-4.5 m kg			*17,570	*17,570	*13,430	12,660					*11,940	11,530	6,440		
Boom 7.0 m + Arm 3.35 m + Shoe 600 mm + Counterweight 8,700 kg	6.0 m kg							*10,380	10,240	*9,890	7,660	*8,660	6,960	9,510		
	4.5 m kg			*17,850	*17,850	*13,540	*13,540	*11,480	9,880	*10,380	7,500	*8,750	6,360	9,960		
	3.0 m kg			*20,610	19,550	*15,820	13,000	*12,730	9,490	*11,040	7,290	*9,060	6,060	10,160		
	1.5 m kg			*14,380	*14,380	*17,630	12,440	*13,840	9,150	11,270	7,100	9,450	5,980	10,140		
	0 m kg			*18,140	*18,140	*18,600	12,120	14,520	8,930	11,130	6,970	9,730	6,130	9,890		
	-1.5 m kg	*13,490	*13,490	*24,950	18,460	*18,690	12,020	14,410	8,830	11,090	6,930	10,460	6,570	9,390		
	-3.0 m kg	*22,600	*22,600	*23,300	18,640	*17,840	12,090	*14,040	8,880			*11,610	7,450	8,600		
	-4.5 m kg	*26,930	*26,930	*20,270	19,020	*15,640	12,350					*11,780	9,270	7,430		
Boom 7.0 m + Arm 3.9 m + Shoe 600 mm + Counterweight 8,700 kg	6.0 m kg									*9,540	*9,540	*9,130	7,690	*6,990	6,350	10,050
	4.5 m kg					*12,410	*12,410	*10,680	9,910	*9,720	7,490	*7,060	5,830	10,470		
	3.0 m kg			*20,550	19,840	*14,770	13,060	*12,000	9,470	*10,460	7,240	*7,310	5,560	10,660		
	1.5 m kg			*19,150	18,660	*16,790	12,390	*13,230	9,080	11,190	7,010	*7,760	5,480	10,640		
	0 m kg			*19,710	18,170	*18,060	11,970	*14,120	8,800	11,000	6,840	*8,480	5,590	10,400		
	-1.5 m kg	*13,320	*13,320	*25,000	18,070	*18,480	11,790	14,230	8,650	10,910	6,760	9,520	5,940	9,930		
	-3.0 m kg	*20,360	*20,360	*23,870	18,190	*18,010	11,800	*14,180	8,650	10,970	6,810	10,670	6,640	9,190		
	-4.5 m kg	*29,500	*29,500	*21,440	18,520	*16,410	11,990	*12,690	8,830			*11,200	8,010	8,100		
-6.0 m kg			*16,920	*16,920	*12,620	12,470					*11,120	*11,120	6,490			
Boom 7.0 m + Arm 4.8 m + Shoe 600 mm + Counterweight 8,700 kg	6.0 m kg									*7,980	7,790	*6,480	5,620	10,810		
	4.5 m kg							*9,370	*9,370	*8,670	7,530	*6,580	5,180	11,200		
	3.0 m kg			*17,420	*17,420	*13,000	*13,000	*10,790	9,550	*9,520	7,240	*6,830	4,930	11,390		
	1.5 m kg			*21,560	18,960	*15,330	12,490	*12,190	9,070	*10,380	6,950	*7,250	4,840	11,370		
	0 m kg			*23,460	18,060	*17,040	11,890	*13,330	8,690	10,890	6,710	*7,910	4,910	11,140		
	-1.5 m kg	*13,300	*13,300	*24,790	17,690	*17,970	11,560	*14,030	8,450	10,720	6,560	8,370	5,150	10,700		
	-3.0 m kg	*18,540	*18,540	*24,420	17,660	*18,060	11,450	13,940	8,360	10,670	6,510	9,190	5,660	10,020		
	-4.5 m kg	*25,430	*25,430	*22,870	17,870	*17,210	11,540	*13,480	8,430	*10,550	6,630	*10,480	6,600	9,030		
-6.0 m kg	*27,620	*27,620	*19,750	18,340	*14,960	11,850	*11,250	8,730			*10,910	8,530	7,630			

Notes: 1. Machine in "Fine Mode-F" (Power Boost), for lifting capacities.

2. The above loads are in compliance with SAE J1097 and ISO 10567 Hydraulic Excavator Lifting Capacity Standards.

3. Rated loads do not exceed 87% of hydraulic lifting capacity or 75% of tipping load.














4. Rated loads marked with an asterisk (*) are limited by hydraulic capacity rather than tipping load.

Lifting capacity

At the arm end without bucket.

For lifting capacity including bucket, simply subtract actual weight of the direct fit bucket or the bucket with quick fit from the following values.

• EC460B LC prime with mechanically retractable undercarriage

 Across undercarriage Along undercarriage	Lifting hook related to ground level	3.0 m		4.5 m		6.0 m		7.5 m		9.0 m		Max. reach		
														Max. mm
ME boom 6.5 m + Arm 2.55 m + Shoe 600 mm + Counterweight 9,300 kg	6.0 m kg					*13,000	*13,000	*11,890	10,360			*11,040	8,940	8,200
	4.5 m kg			*19,690	*19,690	*14,860	14,050	*12,670	10,090			*11,070	7,990	8,720
	3.0 m kg					*16,900	13,410	*13,680	9,770			*11,490	7,540	8,950
	1.5 m kg			*16,090	*16,090	*18,390	12,960	*14,520	9,510			11,770	7,460	8,920
	0 m kg			*24,220	19,480	*18,930	12,730	*14,880	9,360			12,280	7,750	8,640
	-1.5 m kg	*18,290	*18,290	*24,190	19,560	*18,420	12,710	*14,360	9,360			*12,940	8,530	8,060
	-3.0 m kg	*27,690	*27,690	*21,460	19,840	*16,490	12,890					*13,020	10,240	7,120
	-4.5 m kg													
Boom 7.0 m + Arm 2.55 m + Shoe 600 mm + Counterweight 9,300 kg	6.0 m kg					*12,800	*12,800	*11,380	10,380			*10,980	8,080	8,770
	4.5 m kg					*14,850	13,860	*12,350	10,050	*11,150	7,650	*11,070	7,310	9,250
	3.0 m kg					*16,930	13,190	*13,450	9,700	*11,620	7,490	10,870	6,940	9,470
	1.5 m kg					*18,330	12,740	*14,340	9,420	11,590	7,350	10,800	6,870	9,450
	0 m kg			*13,680	*13,680	*18,790	12,550	*14,770	9,260	11,510	7,280	11,210	7,100	9,180
	-1.5 m kg			*23,740	19,350	*18,370	12,550	*14,520	9,240			*12,120	7,720	8,640
	-3.0 m kg	*26,440	*26,440	*21,540	19,620	*16,910	12,720	*13,070	9,410			*12,290	9,020	7,770
	-4.5 m kg			*17,570	*17,570	*13,430	13,140					*11,940	*11,940	6,440
Boom 7.0 m + Arm 3.35 m + Shoe 600 mm + Counterweight 9,300 kg	6.0 m kg							*10,380	*10,380	*9,890	7,950	*8,660	7,230	9,510
	4.5 m kg			*17,850	*17,850	*13,540	*13,540	*11,480	10,240	*10,380	7,780	*8,750	6,620	9,960
	3.0 m kg			*20,610	20,270	*15,820	13,480	*12,730	9,850	*11,040	7,580	*9,060	6,310	10,160
	1.5 m kg			*14,380	*14,380	*17,630	12,920	*13,840	9,510	11,630	7,390	*9,650	6,230	10,140
	0 m kg			*18,140	*18,140	*18,600	12,600	*14,560	9,290	11,490	7,260	10,060	6,390	9,890
	-1.5 m kg	*13,490	*13,490	*24,950	19,180	*18,690	12,500	*14,710	9,190	11,450	7,220	10,800	6,840	9,390
	-3.0 m kg	*22,600	*22,600	*23,300	19,360	*17,840	12,570	*14,040	9,250			*11,610	7,760	8,600
	-4.5 m kg	*26,930	*26,930	*20,270	19,740	*15,640	12,830					*11,780	9,640	7,430
Boom 7.0 m + Arm 3.9 m + Shoe 600 mm + Counterweight 9,300 kg	6.0 m kg							*9,540	*9,540	*9,130	7,980	*6,990	6,610	10,050
	4.5 m kg					*12,410	*12,410	*10,680	10,280	*9,720	7,770	*7,060	6,070	10,470
	3.0 m kg			*20,550	*20,550	*14,770	13,550	*12,000	9,830	*10,460	7,530	*7,310	5,790	10,660
	1.5 m kg			*19,150	*19,150	*16,790	12,870	*13,230	9,440	*11,190	7,300	*7,760	5,710	10,640
	0 m kg			*19,710	18,890	*18,060	12,450	*14,120	9,160	11,370	7,130	*8,480	5,830	10,400
	-1.5 m kg	*13,320	*13,320	*25,000	18,790	*18,480	12,270	*14,500	9,010	11,280	7,040	*9,610	6,190	9,930
	-3.0 m kg	*20,360	*20,360	*23,870	18,910	*18,010	12,280	*14,180	9,010	*11,280	7,100	*10,890	6,920	9,190
	-4.5 m kg	*29,500	*29,500	*21,440	19,240	*16,410	12,480	*12,690	9,190			*11,200	8,340	8,100
-6.0 m kg			*16,920	*16,920	*12,620	*12,620					*11,120	*11,120	6,490	
Boom 7.0 m + Arm 4.8 m + Shoe 600 mm + Counterweight 9,300 kg	6.0 m kg									*7,980	*7,980	*6,480	5,860	10,810
	4.5 m kg							*9,370	*9,370	*8,670	7,820	*6,580	5,400	11,200
	3.0 m kg			*17,420	*17,420	*13,000	*13,000	*10,790	9,910	*9,520	7,530	*6,830	5,150	11,390
	1.5 m kg			*21,560	19,680	*15,330	12,970	*12,190	9,430	*10,380	7,240	*7,250	5,060	11,370
	0 m kg			*23,460	18,780	*17,040	12,370	*13,330	9,050	*11,110	7,000	*7,910	5,130	11,140
	-1.5 m kg	*13,300	*13,300	*24,790	18,410	*17,970	12,040	*14,030	8,810	11,090	6,850	8,660	5,390	10,700
	-3.0 m kg	*18,540	*18,540	*24,420	18,380	*18,060	11,930	*14,160	8,720	11,040	6,800	9,510	5,910	10,020
	-4.5 m kg	*25,430	*25,430	*22,870	18,590	*17,210	12,020	*13,480	8,790	*10,550	6,920	*10,480	6,880	9,030
-6.0 m kg	*27,620	*27,620	*19,750	19,050	*14,960	12,330	*11,250	9,090			*10,910	8,890	7,630	

Notes: 1. Machine in "Fine Mode-F" (Power Boost), for lifting capacities.

2. The above loads are in compliance with SAE J1097 and ISO 10567 Hydraulic Excavator Lifting Capacity Standards.

3. Rated loads do not exceed 87% of hydraulic lifting capacity or 75% of tipping load.

4. Rated loads marked with an asterisk (*) are limited by hydraulic capacity rather than tipping load.

STANDARD EQUIPMENT

Engine

Turbocharged, 4 stroke 6 cylinder diesel engine water cooling, direct injection and charged air cooler
Air filter with indicator
Air intake heater
Cyclone pre-cleaner
Electric engine shut-off
Alternator, 80 A

Electric / Electronic control system

Contronics:
– Advanced mode control system
– Self-diagnostic system
Machine status indication
Engine speed sensing power control
“Power Max” mode system
Automatic idling system
One-touch power boost
Safety stop/start function
Adjustable monitor
Engine restart prevention circuit
High capacity halogen lights:
– Frame mounted 2
– Boom mounted 2
Batteries, 2 x 12 V/200 Ah
Start motor, 24 V/6.6 kW

Hydraulic system

Automatic hydraulic system:
– Summation system
– Boom priority
– Arm priority
– Swing priority
Boom and arm regeneration valves
Swing anti-rebound valves
Boom and arm holding valves
Multi-stage filtering system
Cylinder cushioning
Cylinder contamination seals
Auxiliary hydraulic valve
Automatic two-speed travel motors

Superstructure

Access way with handrail
Tool storage area
Punched metal anti-slip plates

Cab and interior

Hydraulic dampening cab mounts
Adjustable operator seat and joystick control console
Flexible antenna
Hydraulic safety lock lever

Cab, all-weather sound suppressed, includes:
– Ashtray
– Cup holder
– Lighter
– Tinted glass
– Door locks
– Floor mat
– Horn
– Large storage area
– Pull-up type front window
– Removable lower windshield
– Seat belt
– Safety glass
– Sun screens, front, roof, rear
– Sunlight protection, roof (steel)
– Windshield wiper with intermittent feature

Undercarriage

Hydraulic track adjusters
Greased and sealed track chain
Track guards

OPTIONAL EQUIPMENT

Engine

Diesel coolant heater, 10 kW
Oil bath pre-cleaner
Rain cap
Block heater; 120 V, 240 V
Fuel filler pump: 35 l/min, 50 l/min with automatic shut-off
Water separator with heater

Electric

Extra lights:
– Cab-mounted 3, (front 2, rear 1)
– Boom-mounted 2
– Counterweight-mounted 1
Rotating warning beacon
Travel alarm
Anti-theft system

Hydraulic system

Hose rupture valve: boom, arm
Overload warning device
Hydraulic piping:
– Hammer & shear
1 and 2 pump flow
Pump flow control for hammer & shears
Additional return filter
Extra piping for slope & rotator
1 switch control
2 switch control
Pedal control

– Slope & rotator
– Grapple
– Oil leak (drain) line
– Quick fit piping
Volvo hydraulic quick fit (S3)
Hydraulic oil, ISO VG 32
Hydraulic oil, ISO VG 46
Hydraulic oil, ISO VG 68
Hydraulic oil, biodegradable 32
Hydraulic oil, biodegradable 46

Superstructure

Counterweight: 8,700 kg/9,300 kg
Undercover: 2.3 mm/HD 4.5 mm
Service walk
Cab entrance step

Cab and interior

Fabric seat
Fabric seat with heater
Fabric seat with heater and air suspension
Air-conditioner without heater, manual
Heater & air-conditioner, automatic
Semi-long joysticks
Control joystick with 3 switches each
Control joystick with 5 switches each
Cab-mounted falling object guard (FOG)
Cab-mounted falling object protective structures (FOPS)
AM/FM stereo radio
AM/FM stereo with CD player and MP3 input

Rain shield, front
Safety screen for front window
Lower wiper
Anti-vandalism kit assembly preparation
Anti-vandalism kit
Specific key
Master key

Undercarriage

Full track guards
Undercover: 4.5 mm/HD 10 mm
Mechanically retractable track gauge

Track shoes

Track shoes 600/700/800/900 mm with triple grousers
Track shoes 600 mm with double grousers

Digging equipment

Boom: 6.5 m monoblock, ME
7.0 m monoblock
Arm: 2.55 m/3.35 m/3.9 m/4.8 m

Service

Hand lamp
Spare parts
Tool kit, full scale
Tool kit, daily maintenance
CareTrack

VOLVO CONSTRUCTION EQUIPMENT



Volvo Construction Equipment is different. Our machines are designed, built and supported in a different way. That difference comes from an engineering heritage of over 175 years. A heritage of thinking first about the people who actually use the machines. About how to help them be safer, more comfortable, more productive. About the environment we all share. The result of that thinking is a growing range of machines and a global support network dedicated to helping you do more. People around the world are proud to use Volvo. And we're proud of what makes Volvo different.

Not all products are available in all markets. Under our policy of continuous improvement, we reserve the right to change specifications and design without prior notice. The illustrations do not necessarily show the standard version of the machine.

VOLVO

Volvo Construction Equipment
www.volvoce.com

Ref. No A8B1005903
2011.02
Volvo, Global Marketing

English (Asia)
EXC