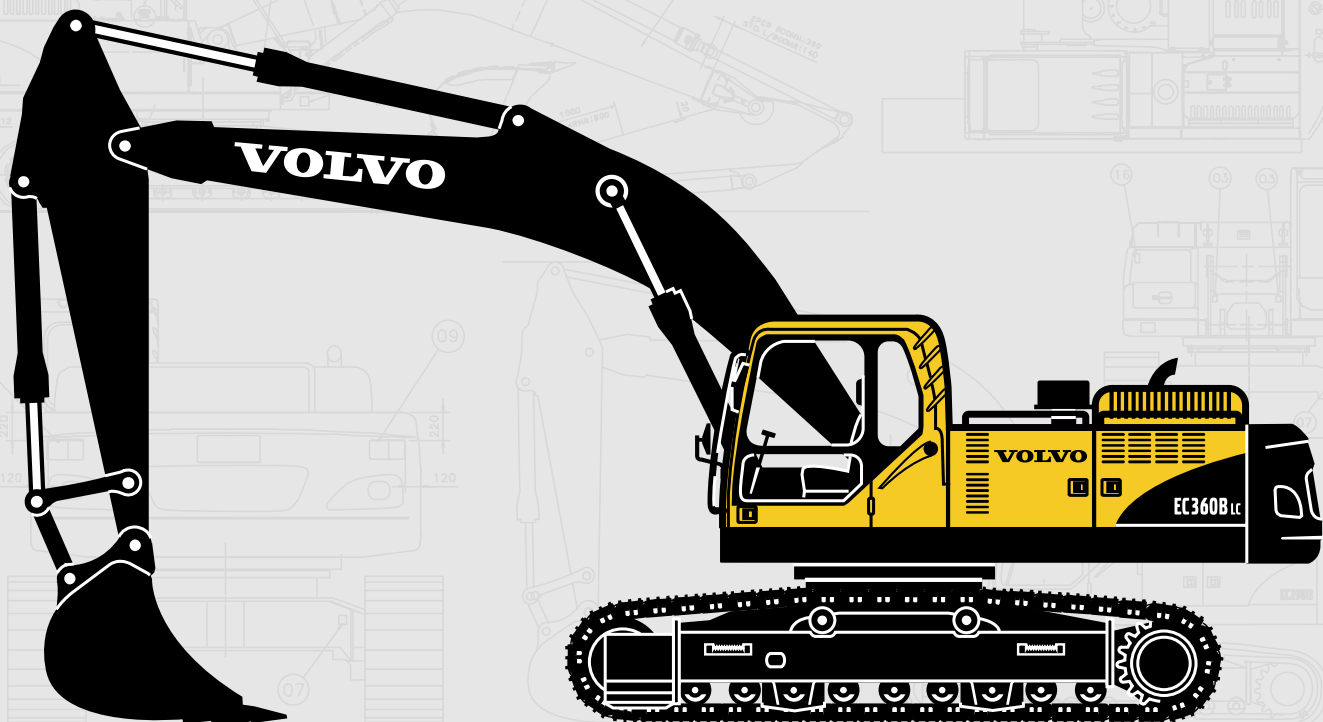


VOLVO EXCAVATOR

EC360B LC EC360B NLC



- Engine power, gross: 198 kW (265 hp)
- Operating weight:
LC: 36.5 ~ 38.4 t
NLC: 35.7 ~ 37.5 t
- Buckets (SAE):
1,270 ~ 3,000 l
- Turbocharged VOLVO diesel engine with water cooling, direct injection and charged air cooler
- Contronics, Volvo's advanced mode selection system and electronically controlled system
- 2 variable displacement axial piston pumps. Independent and simultaneous movements of the digging equipment are controlled by "Automatic Sensing Work Mode".
- Cab
 - Ergonomic environment for easier operator use
 - Low sound level
 - Filtered air
 - Hydraulic dampening mounts
- Strong digging equipment, produced by robotic welding
- High lifting, breakout and tearout forces for tough digging conditions
- Undercarriage
 - LC: Longer undercarriage for excellent stability
 - NLC: Narrow width for easy transportation
- Auxiliary hydraulic valve is standard
- Prepared for a number of optional items

VOLVO



ENGINE

Both the EC360B LC and EC360B NLC are powered by a turbocharged 4-stroke 6 cylinder diesel engine with water cooling, direct injection and charged air cooler. This engine has been specifically designed for excavators giving you good fuel economy, low noise emission levels, and a long service life.

Air Filter: 3-stage, and pre-cleaner

Automatic Idling System: Reduces engine speed to idle when the levers and pedals are not activated resulting in less fuel consumption and low cab noise levels.

Low-Emission Engine:

Maker	VOLVO
Model	D12C
Power output at	28 r/s (1,700 rpm)
Net (ISO 9249/ SAE J1349)	184 kW (250 ps / 247 hp)
Gross (SAE J1995)	198 kW (269 ps / 265 hp)
Max. torque	1,353 N·m at 1,275 rpm
No. of cylinders	6
Displacement	12.1 l
Bore	131 mm
Stroke	150 mm



ELECTRICAL SYSTEM

High capacity electrical system that is well-protected. Waterproof double-lock harness plugs are used to secure corrosion free connections. The main relays and solenoid valves are shielded to prevent damage. The master switch is standard.

Contronics, provides advanced monitoring of machine functions and important diagnostic information.

Voltage	24 V
Batteries	2 x 12 V
Battery capacity	200 Ah
Alternator	28 V / 80 A



UNDERCARRIAGE

The undercarriage has a robust X-shaped frame, greased and sealed track chains are standard.

LC

No. of track pads	2 x 50
Link pitch	215.9 mm
Shoe width, triple grouser	600 / 700 / 800 / 900 mm
Shoe width, double grouser	600 mm
No. of bottom rollers	2 x 9
No. of top rollers	2 x 2

NLC

No. of track pads	2 x 48
Link pitch	215.9 mm
Shoe width, triple grouser	600 / 700 / 800 / 900 mm
Shoe width, double grouser	600 mm
No. of bottom rollers	2 x 8
No. of top rollers	2 x 2



HYDRAULIC SYSTEM

The hydraulic system, also known as the "Automatic Sensing Work Mode", is designed for high-productivity, high-digging capacity, high-maneuvering precision and good fuel economy. The summation system, boom, arm and swing priority along with boom and arm regeneration provide optimum performance.

The following important functions are included in the system:

Summation system: Combines the flow of both hydraulic pumps to ensure quick cycle times and high productivity.

Boom priority: Gives priority to the boom operation for faster raising when loading or performing deep excavations.

Arm priority: Gives priority to the arm operation for faster cycle times in leveling and for increased bucket filling when digging.

Swing priority: Gives priority to swing functions for faster simultaneous operations.

Regeneration system: Prevents cavitation and provides flow to other movements during simultaneous operations for maximum productivity.

Power boost: All digging and lifting forces are increased.

Holding valves: Boom and arm holding valves prevent the digging equipment from creeping.

Power Max: All function speeds are increased.

Main pump:

Type	2 x variable displacement axial piston pumps
Maximum flow	2 x 280 l/min

Pilot pump:

Type	Gear pump
Maximum flow	1 x 25.5 l/min

Hydraulic motors:

Travel	Variable displacement axial piston motors
Swing	Fixed displacement axial piston motor with mechanical brake

Relief valve setting:

Implement	31.4 / 34.3 Mpa (320 / 350 kg/cm ²)
Travel circuit	34.3 Mpa (350 kg/cm ²)
Swing circuit	25.5 Mpa (260 kg/cm ²)
Pilot circuit	3.9 Mpa (40 kg/cm ²)

Hydraulic cylinders:

Boom	2
Bore x Stroke	Ø160 x 1,530 mm
Arm	1
Bore x Stroke	Ø175 x 1,700 mm
Bucket	1
Bore x Stroke	Ø145 x 1,285 mm
ME bucket	1
Bore x Stroke	Ø160 x 1,250 mm



SERVICE REFILL CAPACITIES

Fuel tank	620 l
Hydraulic system, total	500 l
Hydraulic tank	220 l
Engine oil	41 l
Engine coolant	65.4 l
Swing reduction unit	6.0 l
Travel reduction unit	2 x 5.5 l



DRIVE

Each track is powered by an automatic two-speed shift travel motor. The track brakes are multi-disc, spring-applied and hydraulic released. The travel motor, brake and planetary gears are well protected within the track frame.

Max. tractive effort 256.9 kN (26,200 kg)
Max. travel speed 3.3 / 4.5 km/h
Gradeability 35° (70%)



SWING SYSTEM

The superstructure is swung by the means of an axial piston motor and a planetary reduction gear. Automatic swing holding brake and anti-rebound valve are standard.

Max. swing speed 9.7 rpm



CAB

The operator's cab has easy access via a wide door opening. The cab is supported on hydraulic dampening mounts to reduce shock and vibration levels. These along with sound absorbing lining provide low noise levels. The cab has excellent all-round visibility. The front windshield can easily slide up into the ceiling and the lower front glass can be removed and stored in the side door.

Integrated air conditioning and heating system:

The pressurized and filtered cab air is supplied by an automatically controlled fan. The air is distributed throughout the cab from 13 vents.

Ergonomic operator's seat: The adjustable seat and joystick console move independently to accommodate the operator. The seat has nine different adjustments plus a seat belt to for the operator's comfort and safety.

Sound Level:

Sound level in cab
according to ISO 6396 LpA 73 dB(A)
External sound level
according to ISO 6395
and EU Directive 2000/14/EC LwA 106 dB(A)



GROUND PRESSURE

- Long crawler machine with 6.45 m HD boom, 3.2 m HD arm, 1,610 l (1,460 kg) bucket and 6,700 kg counterweight.

Description	Shoe width	Operating weight	Ground pressure	Overall width
Triple grouser	600 mm	36,500 kg	65.7 kPa (0.67 kg/cm ²)	3,340 mm
	700 mm	36,940 kg	56.9 kPa (0.58 kg/cm ²)	3,440 mm
	800 mm	37,370 kg	51.0 kPa (0.52 kg/cm ²)	3,540 mm
	900 mm	37,810 kg	46.1 kPa (0.47 kg/cm ²)	3,640 mm
Double grouser	600 mm	36,610 kg	65.7 kPa (0.67 kg/cm ²)	3,340 mm

- Long crawler machine with 6.45 m HD boom, 3.2 m HD arm, 1,610 l (1,460 kg) bucket and 7,250 kg counterweight.

Description	Shoe width	Operating weight	Ground pressure	Overall width
Triple grouser	600 mm	37,050 kg	66.7 kPa (0.68 kg/cm ²)	3,340 mm
	700 mm	37,490 kg	57.9 kPa (0.59 kg/cm ²)	3,440 mm
	800 mm	37,920 kg	51.0 kPa (0.52 kg/cm ²)	3,540 mm
	900 mm	38,360 kg	46.1 kPa (0.47 kg/cm ²)	3,640 mm
Double grouser	600 mm	37,160 kg	66.7 kPa (0.68 kg/cm ²)	3,340 mm

- Narrow long crawler machine with 6.45 m HD boom, 3.2 m HD arm, 1,610 l (1,460 kg) bucket and 6,700 kg counterweight.

Description	Shoe width	Operating weight	Ground pressure	Overall width
Triple grouser	600 mm	35,700 kg	64.7 kPa (0.66 kg/cm ²)	2,990 mm
	700 mm	36,130 kg	55.9 kPa (0.57 kg/cm ²)	3,090 mm
	800 mm	36,550 kg	50.0 kPa (0.51 kg/cm ²)	3,190 mm
	900 mm	36,980 kg	44.1 kPa (0.45 kg/cm ²)	3,290 mm
Double grouser	600 mm	35,810 kg	64.7 kPa (0.66 kg/cm ²)	2,990 mm

- Narrow long crawler machine with 6.45 m HD boom, 3.2 m HD arm, 1,610 l (1,460 kg) bucket and 7,250 kg counterweight.

Description	Shoe width	Operating weight	Ground pressure	Overall width
Triple grouser	600 mm	36,250 kg	65.7 kPa (0.67 kg/cm ²)	2,990 mm
	700 mm	36,680 kg	56.9 kPa (0.58 kg/cm ²)	3,090 mm
	800 mm	37,100 kg	50.0 kPa (0.51 kg/cm ²)	3,190 mm
	900 mm	37,530 kg	45.1 kPa (0.46 kg/cm ²)	3,290 mm
Double grouser	600 mm	36,360 kg	65.7 kPa (0.67 kg/cm ²)	2,990 mm

BUCKET & ARM COMBINATION

• Volvo K-GP bucket (straight side)

Description			Standard bucket	Wide bucket
Bucket capacity	SAE		1,610 l	1,840 l
	CECE		1,400 l	1,600 l
Bucket width			1,410 mm	1,580 mm
Weight			1,420 kg	1,520 kg
No. of teeth			5	5
Application			General purpose	Loading service
6,700 kg counterweight	ME boom 6.2 m + arm 2.6 m		A	A
	HD boom 6.45m + arm options	2.6 m	A	A
		HD 3.2 m	A	B
		3.9 m	B	C
7,250 kg counterweight	ME boom 6.2 m + arm 2.6 m		A	A
	HD boom 6.45m + arm options	2.6 m	A	A
		HD 3.2 m	A	B
		3.9 m	A	B

• Volvo HARDOX 400® bucket (curved side)

Description			Direct fit - GP bucket			Quick fit - GP bucket		ME bucket	
Bucket capacity	SAE		1,380 l	1,500 l	1,700 l	1,500 l	1,700 l	1,900 l	2,300 l
	CECE		1,210 l	1,350 l	1,520 l	1,350 l	1,520 l	1,690 l	2,030 l
Bucket width			1,325 mm	1,350 mm	1,500 mm	1,350 mm	1,500 mm	1,650 mm	1,820 mm
Weight			1,110 kg	1,340 kg	1,465 kg	1,320 kg	1,450 kg	1,625 kg	1,900 kg
No. of teeth			4	5	5	5	5	5	5
Application			Tough condition	Tough condition	Tough condition	Tough condition	Tough condition	Loading service	Loading service
6,700 kg counterweight	ME boom 6.2 m + arm 2.6 m		A	A	A	A	A	A	-
	HD boom 6.45m + arm options	2.6 m	A	A	A	A	A	-	-
		HD 3.2 m	A	A	A	A	B	-	-
		3.9 m	A	A	B	B	C	-	-
7,250 kg counterweight	ME boom 6.2 m + arm 2.6 m		A	A	A	A	A	A	C
	HD boom 6.45m + arm options	2.6 m	A	A	A	A	A	-	-
		HD 3.2 m	A	A	A	A	A	-	-
		3.9 m	A	A	A	A	B	-	-

A: Applicable for general purpose up to 2,000 kg/m³

B: Applicable for general purpose up to 1,800 kg/m³

C: Applicable for general purpose up to 1,500 kg/m³

D: Applicable for general purpose up to 1,200 kg/m³

MAX. PERMITTED BUCKETS

*Note: 1. Bucket size based on ISO 7451, heaped material with a 1:1 angle of repose.
2. "Max permitted sizes" are for reference only and are not necessarily available from the factory.*

- Max. permitted sizes for direct fit buckets:

Long crawler machine with counterweight 6,700 kg / 7,250 kg*

Description	Unit	6.2 m ME boom	6.45 m HD boom		
		2.6 m Arm	2.6 m Arm	3.2 m HD arm	3.9 m Arm
GP bucket 1.5 t/m ³	l	2,875 / 3,000*	2,700 / 2,825*	2,500 / 2,600*	2,275 / 2,375*
GP bucket 1.8 t/m ³	l	2,500 / 2,625*	2,375 / 2,475*	2,175 / 2,275*	1,975 / 2,075*
RB bucket 1.8 t/m ³	l	2,300 / 2,425*	2,175 / 2,300*	2,000 / 2,100*	1,825 / 1,925*
RB bucket 2.0 t/m ³	l	2,150 / 2,250*	2,025 / 2,125*	1,875 / 1,950*	1,700 / 1,775*

- Max. permitted sizes for quick fit buckets:

Long crawler machine with counterweight 6,700 kg / 7,250 kg*

Description	Unit	6.2 m ME boom	6.45 m HD boom		
		2.6 m Arm	2.6 m Arm	3.2 m HD arm	3.9 m Arm
GP bucket 1.5 t/m ³	l	2,725 / 2,850*	2,575 / 2,700*	2,350 / 2,475*	2,125 / 2,250*
GP bucket 1.8 t/m ³	l	2,375 / 2,500*	2,250 / 2,375*	2,050 / 2,175*	1,875 / 1,950*
RB bucket 1.8 t/m ³	l	2,200 / 2,300*	2,075 / 2,175*	1,900 / 2,000*	1,725 / 1,800*
RB bucket 2.0 t/m ³	l	2,050 / 2,150*	1,925 / 2,025*	1,775 / 1,850*	1,600 / 1,675*

- Max. permitted sizes for direct fit buckets:

Narrow long crawler machine with counterweight 6,700 kg / 7,250 kg*

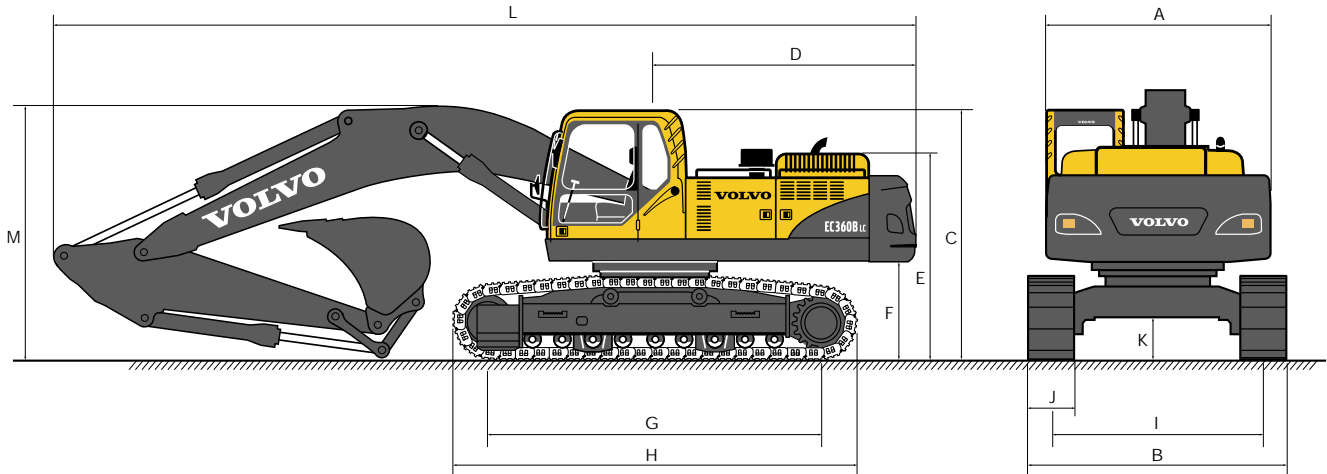
Description	Unit	6.2 m ME boom	6.45 m HD boom		
		2.6 m Arm	2.6 m Arm	3.2 m HD arm	3.9 m Arm
GP bucket 1.5 t/m ³	l	2,325 / 2,450*	2,200 / 2,300*	2,000 / 2,125*	1,825 / 1,925*
GP bucket 1.8 t/m ³	l	2,025 / 2,150*	1,925 / 2,025*	1,750 / 1,850*	1,600 / 1,675*
RB bucket 1.8 t/m ³	l	1,875 / 1,975*	1,775 / 1,850*	1,625 / 1,700*	1,475 / 1,550*
RB bucket 2.0 t/m ³	l	1,725 / 1,825*	1,650 / 1,725*	1,500 / 1,600*	1,375 / 1,450*

- Max. permitted sizes for quick fit buckets:

Narrow long crawler machine with counterweight 6,700 kg / 7,250 kg*

Description	Unit	6.2 m ME boom	6.45 m HD boom		
		2.6 m Arm	2.6 m Arm	3.2 m HD arm	3.9 m Arm
GP bucket 1.5 t/m ³	l	2,200 / 2,325*	2,050 / 2,175*	1,875 / 1,975*	1,700 / 1,800*
GP bucket 1.8 t/m ³	l	1,925 / 2,025*	1,800 / 1,900*	1,650 / 1,725*	1,475 / 1,575*
RB bucket 1.8 t/m ³	l	1,775 / 1,875*	1,650 / 1,750*	1,500 / 1,600*	1,350 / 1,450*
RB bucket 2.0 t/m ³	l	1,650 / 1,725*	1,550 / 1,625*	1,400 / 1,475*	1,275 / 1,350*

DIMENSIONS



• Long crawler machine

Description	Unit	6.2 m ME boom	6.45 m HD boom		
		2.6 m Arm	2.6 m Arm	3.2 m HD arm	3.9 m Arm
A. Overall width of superstructure	mm	2,990	2,990	2,990	2,990
B. Overall width	mm	3,340	3,340	3,340	3,340
C. Overall height of cab	mm	3,190	3,190	3,190	3,190
D. Tail swing radius	mm	3,390	3,390	3,390	3,390
E. Overall height of engine hood	mm	2,700	2,700	2,700	2,700
F. Counterweight clearance *	mm	1,210	1,210	1,210	1,210
G. Tumbler length	mm	4,240	4,240	4,240	4,240
H. Track length	mm	5,180	5,180	5,180	5,180
I. Track gauge	mm	2,740	2,740	2,740	2,740
J. Shoe width	mm	600	600	600	600
K. Min. ground clearance *	mm	500	500	500	500
L. Overall length	mm	10,910	11,160	11,070	11,120
M. Overall height of boom	mm	3,700	3,580	3,350	3,590

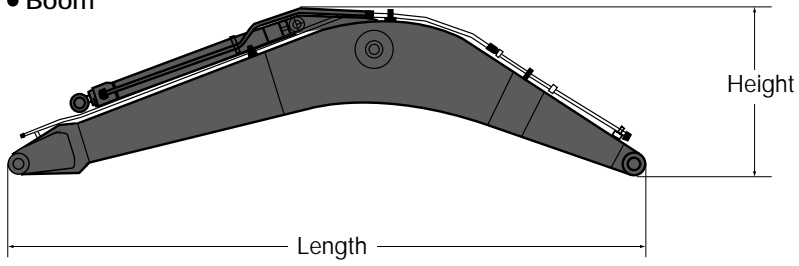
• Narrow long crawler machine

Description	Unit	6.2 m ME boom	6.45 m HD boom		
		2.6 m Arm	2.6 m Arm	3.2 m HD arm	3.9 m Arm
A. Overall width of superstructure	mm	2,990	2,990	2,990	2,990
B. Overall width	mm	2,990	2,990	2,990	2,990
C. Overall height of cab	mm	3,190	3,190	3,190	3,190
D. Tail swing radius	mm	3,390	3,390	3,390	3,390
E. Overall height of engine hood	mm	2,700	2,700	2,700	2,700
F. Counterweight clearance *	mm	1,210	1,210	1,210	1,210
G. Tumbler length	mm	4,020	4,020	4,020	4,020
H. Track length	mm	4,962	4,962	4,962	4,962
I. Track gauge	mm	2,390	2,390	2,390	2,390
J. Shoe width	mm	600	600	600	600
K. Min. ground clearance *	mm	500	500	500	500
L. Overall length	mm	10,910	11,160	11,070	11,120
M. Overall height of boom	mm	3,700	3,580	3,350	3,590

* Without shoe grouser

DIMENSIONS

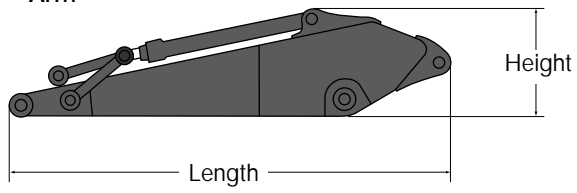
• Boom



Description	6.2 m ME	6.45 m, HD
Length	6,460 mm	6,700 mm
Height	1,740 mm	1,800 mm
Width	820 mm	820 mm
Weight	3,230 kg	3,210 kg

* Includes cylinder, pin and piping

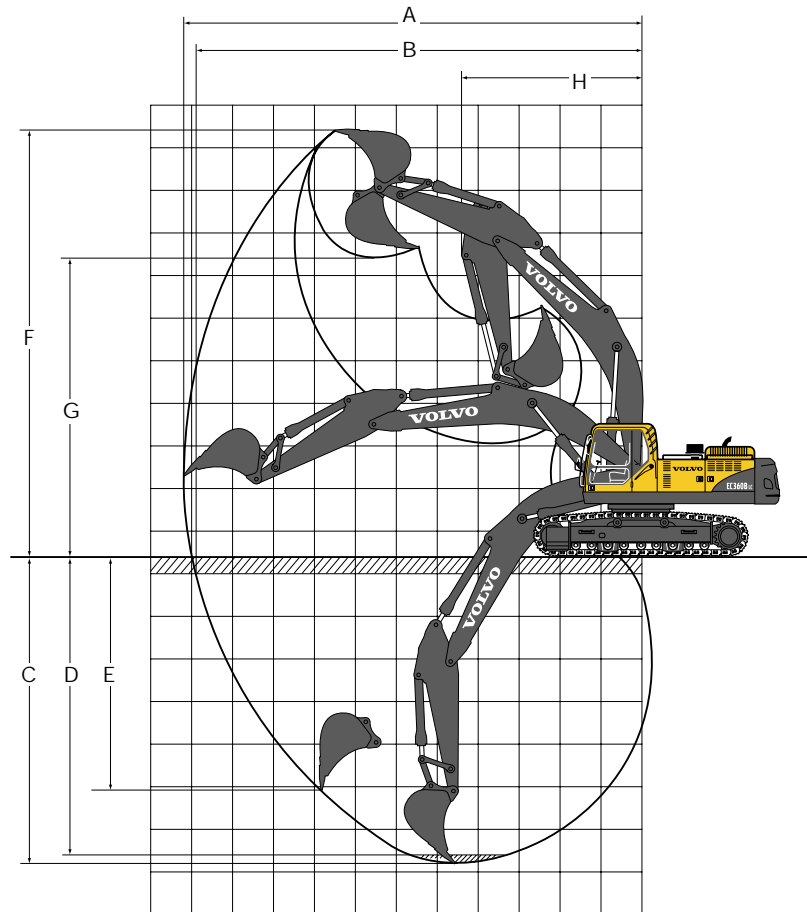
• Arm



Description	2.6 m	3.2 m, HD	3.9 m
Length	3,780 mm	4,360 mm	5,080 mm
Height	1,145 mm	1,145 mm	1,140 mm
Width	560 mm	560 mm	560 mm
Weight	1,975 kg	2,025 kg	2,165 kg

* Includes cylinder, piping and linkage

WORKING RANGES & DIGGING FORCES



• Machine with direct fit GP bucket

Description	Unit	6.2 m ME boom		6.45 m HD boom	
		2.6 m Arm	2.6 m Arm	3.2 m HD arm	3.9 m Arm
A. Max. digging reach	mm	10,480	10,660	11,180	11,820
B. Max. digging reach on ground	mm	10,250	10,440	10,970	11,620
C. Max. digging depth	mm	6,720	6,890	7,490	8,200
D. Max. digging depth (8° level)	mm	6,540	6,690	7,320	8,050
E. Max. vertical wall digging depth	mm	4,800	5,110	5,510	6,140
F. Max. cutting height	mm	10,070	10,160	10,320	10,600
G. Max. dumping height	mm	6,830	7,050	7,240	7,520
H. Min. front swing radius	mm	4,180	4,380	4,340	4,320
















• Digging forces with direct fit bucket

Description		Unit	6.2 m ME boom		6.45 m HD boom	
			2.6 m Arm	2.6 m Arm	3.2 m HD arm	3.9 m Arm
Bucket radius		mm	1,810	1,623	1,623	1,623
Breakout force – bucket (Normal / Power boost)	SAE	kN	208.0 / 228.0	192.0 / 209.0	192.0 / 209.0	192.0 / 209.0
		kg	21,300 / 23,300	19,600 / 21,400	19,600 / 21,400	19,600 / 21,400
Breakout force – bucket (Normal / Power boost)	ISO	kN	236.0 / 258.0	215.0 / 236.0	215.0 / 236.0	215.0 / 236.0
		kg	24,100 / 26,400	22,000 / 24,100	22,000 / 24,100	22,000 / 24,100
Tearout force – arm (Normal / Power boost)	SAE	kN	182.0 / 200.0	190.0 / 207.0	157.0 / 172.0	137.0 / 150.0
		kg	18,600 / 20,400	19,400 / 21,200	16,100 / 17,600	14,000 / 15,300
Tearout force – arm (Normal / Power boost)	ISO	kN	188.0 / 206.0	195.0 / 213.0	161.0 / 176.0	140.0 / 153.0
		kg	19,200 / 21,000	19,900 / 21,800	16,500 / 18,000	14,300 / 15,600
Rotation angle, bucket		deg	164	177	177	177

LIFTING CAPACITY (At the arm and without bucket)

Note: For lifting capacity including bucket, simply subtract actual weight of the direct fit bucket or the bucket with quick fit from the following values.

EC360B LC
















 Across undercarriage  Along undercarriage	Lifting hook related to ground level	3.0 m		4.5 m		6.0 m		7.5 m		9.0 m		Max. reach			
															Max. mm
with 600 mm shoe 6,700 kg CWT ME boom 6.2 m + arm 2.6 m	6.0 m	kg				*10,970	10,900	*10,470	7,560			*9,900	7,150	7,740	
	4.5 m	kg			*15,660	*15,660	*12,440	10,460	*10,960	7,390			9,680	6,220	8,330
	3.0 m	kg			*19,660	15,140	*14,260	9,930	11,250	7,150			9,020	5,770	8,620
	1.5 m	kg			*20,950	14,380	15,570	9,500	10,990	6,920			8,870	5,630	8,640
	0.0 m	kg			*22,650	14,130	15,290	9,250	10,830	6,770			9,180	5,800	8,400
	-1.5 m	kg	*16,060	*16,060	*21,800	14,150	15,220	9,190	10,810	6,760			10,130	6,370	7,850
	-3.0 m	kg	*26,270	*26,270	*19,650	14,360	*14,880	9,320					*12,240	7,660	6,940
	-4.5 m	kg			*15,180	14,850							*12,000	11,090	5,480
with 600 mm shoe 6,700 kg CWT HD boom 6.45 m + arm 2.6 m	6.0 m	kg						*9,310	7,760			*6,940	6,150	7,980	
	4.5 m	kg			*14,150	*14,150	*11,420	10,620	*10,070	7,520	*8,140	5,590	*7,010	5,460	8,560
	3.0 m	kg			*18,270	15,270	*13,380	10,010	*11,100	7,210	8,520	5,460	*7,290	5,100	8,840
	1.5 m	kg			*21,270	14,300	*15,120	9,490	11,010	6,930	8,360	5,320	7,810	4,970	8,860
	0.0 m	kg			*21,770	13,900	15,190	9,160	10,780	6,720	8,260	5,220	8,020	5,080	8,620
	-1.5 m	kg	*13,840	*13,840	*22,100	13,840	15,040	9,030	10,680	6,630			8,660	5,460	8,090
	-3.0 m	kg	*21,920	*21,920	*20,690	13,990	15,100	9,080	10,750	6,700			10,030	6,290	7,210
	-4.5 m	kg	*24,000	*24,000	*17,740	14,350	*13,340	9,350					*11,570	8,170	5,820
with 600 mm shoe 6,700 kg CWT HD boom 6.45 m + HD arm 3.2 m	6.0 m	kg						*9,210	7,670			*6,780	6,070	8,590	
	4.5 m	kg			*14,080	*14,080	*11,340	10,540	*8,990	7,440	*7,980	5,510	*6,840	5,380	9,120
	3.0 m	kg			*18,250	15,250	*13,320	9,950	*11,020	7,140	8,440	5,380	*7,130	5,020	9,390
	1.5 m	kg			*21,270	14,310	*15,070	9,450	10,940	6,860	8,290	5,250	*7,660	4,900	9,410
	0.0 m	kg			*21,620	13,930	15,160	9,130	10,720	6,660	8,180	5,150	7,940	5,000	9,180
	-1.5 m	kg	*13,680	*13,680	*22,100	13,860	15,010	9,000	10,620	6,580			8,580	5,390	8,690
	-3.0 m	kg	*21,760	*21,760	*20,680	14,000	15,070	9,050	10,690	6,630			9,960	6,220	7,880
	-4.5 m	kg	*24,040	*24,040	*17,720	14,340	*13,290	9,300					*11,500	6,110	6,630
with 600 mm shoe 6,700 kg CWT HD boom 6.45 m + arm 3.9 m	6.0 m	kg						*9,110	7,590			*6,700	5,980	9,290	
	4.5 m	kg			*13,960	*13,960	*11,220	10,440	*9,880	7,340	*7,900	5,420	*6,760	5,290	9,790
	3.0 m	kg			*18,810	15,130	*13,190	9,840	*10,900	7,040	8,350	5,290	*7,040	4,930	10,040
	1.5 m	kg			*21,120	14,170	*14,940	9,330	10,840	6,760	8,190	5,150	*7,580	4,800	10,060
	0.0 m	kg			*21,560	13,780	15,040	9,010	10,610	6,560	8,090	5,050	7,850	4,910	9,840
	-1.5 m	kg	*13,610	*13,610	*21,950	13,720	14,890	8,880	10,520	6,470			8,490	5,290	9,390
	-3.0 m	kg	*21,690	*21,690	*20,540	13,860	14,950	8,930	10,590	6,530			9,860	6,120	8,640
	-4.5 m	kg	*23,870	*23,870	*17,580	14,210	*13,160	9,190					*11,380	8,010	7,530

- Notes:
1. Machine in "Fine Mode-F" (Power Boost), for lifting capacities.
 2. The above loads are in compliance with SAE J1097 and ISO 10567 Hydraulic Excavator Lifting Capacity Standards.
 3. Rated loads do not exceed 87% of hydraulic lifting capacity or 75% of tipping load.
 4. Rated loads marked with an asterisk (*) are limited by hydraulic capacity rather than tipping load.

LIFTING CAPACITY (At the arm and without bucket)

Note: For lifting capacity including bucket, simply subtract actual weight of the direct fit bucket or the bucket with quick fit from the following values.

EC360B LC















 Across undercarriage  Along undercarriage	Lifting hook related to ground level	3.0 m		4.5 m		6.0 m		7.5 m		9.0 m		Max. reach			
															Max. mm
with 600 mm shoe 7,250 kg CWT ME boom 6.2 m + arm 2.6 m	6.0 m	kg				*10,970	*10,970	*10,470	7,870			*9,900	7,450	7,730	
	4.5 m	kg													
	3.0 m	kg													
	1.5 m	kg													
	0.0 m	kg													
	-1.5 m	kg	*16,060	*16,060	*21,800	14,770	15,770	9,610	11,210	7,070			10,500	6,660	7,850
	-3.0 m	kg	*26,270	*26,270	*19,650	14,980	*14,880	9,730					*12,240	8,000	6,930
	-4.5 m	kg			*15,180	*15,180							*12,000	11,560	5,470
with 600 mm shoe 7,250 kg CWT HD boom 6.45 m + arm 2.6 m	6.0 m	kg						*9,310	8,070			*6,940	6,410	7,980	
	4.5 m	kg													
	3.0 m	kg													
	1.5 m	kg													
	0.0 m	kg													
	-1.5 m	kg	*13,840	*13,840	*22,100	14,460	15,590	9,440	11,080	6,940			8,980	5,720	8,090
	-3.0 m	kg	*21,920	*21,920	*20,690	14,600	15,650	9,500	11,150	7,010			10,400	5,800	7,210
	-4.5 m	kg	*24,000	*24,000	*17,740	14,970	*13,340	9,760					*11,570	8,540	5,820
with 600 mm shoe 7,250 kg CWT HD boom 6.45 m + HD arm 3.2 m	6.0 m	kg						*9,210	7,980			*6,780	6,330	8,590	
	4.5 m	kg													
	3.0 m	kg													
	1.5 m	kg													
	0.0 m	kg													
	-1.5 m	kg	*13,680	*13,680	*22,100	14,480	15,560	9,410	11,020	6,890			8,910	5,640	8,690
	-3.0 m	kg	*21,760	*21,760	*20,680	14,620	15,620	9,460	11,080	6,940			10,330	6,510	7,880
	-4.5 m	kg	*24,040	*24,040	*17,720	14,960	*13,290	9,710					*11,500	8,470	6,630
with 600 mm shoe 7,250 kg CWT HD boom 6.45 m + arm 3.9 m	6.0 m	kg						*9,110	7,900			*6,700	6,240	9,290	
	4.5 m	kg													
	3.0 m	kg													
	1.5 m	kg													
	0.0 m	kg													
	-1.5 m	kg	*13,610	*13,600	*21,950	14,340	15,440	9,300	10,910	6,780			8,810	5,550	9,390
	-3.0 m	kg	*21,690	*21,690	*20,540	14,480	*15,490	9,340	10,980	6,840			10,230	6,410	8,640
	-4.5 m	kg	*23,870	*23,870	*17,580	14,830	*13,160	9,600					*11,380	8,370	7,530

- Notes:
1. Machine in "Fine Mode-F" (Power Boost), for lifting capacities.
 2. The above loads are in compliance with SAE J1097 and ISO 10567 Hydraulic Excavator Lifting Capacity Standards.
 3. Rated loads do not exceed 87% of hydraulic lifting capacity or 75% of tipping load.
 4. Rated loads marked with an asterisk (*) are limited by hydraulic capacity rather than tipping load.

LIFTING CAPACITY (At the arm and without bucket)

Note: For lifting capacity including bucket, simply subtract actual weight of the direct fit bucket or the bucket with quick fit from the following values.

EC360B NLC

 Across undercarriage  Along undercarriage	Lifting hook related to ground level	3.0 m		4.5 m		6.0 m		7.5 m		9.0 m		Max. reach			
														Max. mm	
with 600 mm shoe 7,250 kg CWT HD boom 6.45 m + arm 2.6 m	6.0 m	kg				*10,680	9,320	*10,010	6,480			*8,550	5,800	7,980	
	4.5 m	kg			*15,810	13,620	*12,260	8,850	10,460	6,280			8,410	5,050	8,560
	3.0 m	kg			*19,920	12,420	*14,130	8,330	10,170	6,030			7,850	4,670	8,840
	1.5 m	kg			*15,540	11,760	13,950	7,910	9,910	5,800			7,710	4,540	8,860
	0.0 m	kg			*20,110	11,590	13,680	7,690	9,740	5,650			7,950	4,660	8,620
	-1.5 m	kg	*14,250	*14,250	*21,580	11,630	13,620	7,630	9,710	5,620			8,710	5,090	8,090
	-3.0 m	kg	*25,530	23,610	*19,630	11,830	13,750	7,740					10,430	6,050	7,210
	-4.5 m	kg	*20,640	*20,640	*15,800	12,230							*11,870	8,450	5,820
with 600 mm shoe 7,250 kg CWT HD boom 6.45 m + HD arm 3.2 m	6.0 m	kg						*9,210	6,740			*7,330	5,310	8,590	
	4.5 m	kg			*14,080	*14,080	*11,340	9,200	*9,990	6,510	8,020	4,810	*7,400	4,690	9,120
	3.0 m	kg			*18,250	13,020	*13,320	8,630	10,490	6,220	7,880	4,690	7,350	4,360	9,390
	1.5 m	kg			*21,270	12,130	14,360	8,150	10,180	5,950	7,730	4,550	7,220	4,250	9,410
	0.0 m	kg			*21,620	11,770	14,000	7,840	9,970	5,760	7,630	4,460	7,410	4,330	9,180
	-1.5 m	kg	*13,680	*13,680	*22,100	11,710	13,860	7,720	9,870	5,680			8,000	4,660	8,690
	-3.0 m	kg	*21,760	*21,760	*20,680	11,840	13,910	7,760	9,940	5,730			9,270	5,380	7,880
	-4.5 m	kg	*24,040	*24,040	*17,720	12,160	*13,290	8,010					*11,500	7,010	6,630
with 600 mm shoe 7,250 kg CWT HD boom 6.45 m + arm 3.9 m	6.0 m	kg						*8,320	6,860	*6,960	4,980	*5,490	4,680	9,290	
	4.5 m	kg				*10,170	9,360	*9,180	6,590	8,020	4,870	*5,530	4,180	9,790	
	3.0 m	kg			*16,190	13,290	*12,230	8,720	*10,300	6,250	7,830	4,700	*5,730	3,900	10,040
	1.5 m	kg			*19,780	12,120	*14,200	8,120	10,070	5,920	7,630	4,510	*6,100	3,790	10,060
	0.0 m	kg	*8,370	*8,370	*21,720	11,500	13,720	7,700	9,770	5,660	7,470	4,370	6,550	3,840	9,840
	-1.5 m	kg	*12,980	*12,980	21,950	11,280	13,470	7,490	9,610	5,510	7,400	4,300	6,970	4,070	9,390
	-3.0 m	kg	*18,860	*18,860	*21,390	11,320	13,440	7,460	9,590	5,500			7,870	4,580	8,640
	-4.5 m	kg	*27,080	22,860	*19,270	11,580	13,620	7,620	9,790	5,680			9,740	5,650	7,530

- Notes:
1. Machine in "Fine Mode-F" (Power Boost), for lifting capacities.
 2. The above loads are in compliance with SAE J1097 and ISO 10567 Hydraulic Excavator Lifting Capacity Standards.
 3. Rated loads do not exceed 87% of hydraulic lifting capacity or 75% of tipping load.
 4. Rated loads marked with an asterisk (*) are limited by hydraulic capacity rather than tipping load.

STANDARD EQUIPMENT

Engine

Turbocharged, 4 stroke 6 cylinder diesel engine with water cooling, direct injection and charged air cooler

3-stage air filter with indicator, and pre-cleaner

Air intake heater

Electric engine shut-off

Fuel filter and water separator

Coolant filter

Alternator, 80 A

Electric / Electronic control system

Contronics:

– Advanced mode control system

– Self-diagnostic system

Machine status indication

Engine speed sensing power control

“Power Max” mode system

Automatic idling system

One-touch power boost

Safety stop/start function

Adjustable monitor

Master switch

Engine restart prevention circuit

High capacity halogen lights:

– Frame mounted 2

– Boom mounted 4

Batteries, 2 x 12 V / 200 Ah

Start motor, 24 V / 6.6 kW

Hydraulic system

Automatic hydraulic system:

– Summation system

– Boom priority

– Arm priority

– Swing priority

Boom and arm regeneration valves

Swing anti-rebound valves

Boom and arm holding valves

Multi-stage filtering system

Cylinder cushions

Cylinder contamination seals

Auxiliary hydraulic valve

Straight travel circuit

Automatic two-speed travel motors

Hydraulic oil, ISO VG 46

Superstructure

Access way with handrail

Tool storage area

Punched metal anti-slip plates

Undercover (2.3 mm)

Cab and interior

Hydraulic dampening cab mounts

Adjustable operator seat and

joystick control console

Flexible antenna

Hydraulic safety lock lever

Cab, all-weather sound suppressed,

includes:

– Ashtray

– Cup holder

– Lighter

– Tinted glass

– Door locks

– Floor mat

– Horn

– Large storage area

– Pull-up type front window

– Removable lower windshield

– Seat belt

– Safety glass

– Windshield wiper with

intermittent feature

– Stereo cassette radio

Anti-vandalism kit assembly

preparation

Master ignition key

Undercarriage

Hydraulic track adjusters

Greased and sealed track chain

Track guards

Undercover (4.5 mm)

Service

Spare parts

ALTERNATIVE EQUIPMENT

Engine

Block heater, 120 V / 240 V

Fuel filler pump: 35 l/min,

50 l/min with automatic shut-off

Hydraulic system

Pilot-operated wrist control joysticks:

– Semi-long joysticks

– Control joystick, with 3 switches each

– Control joystick, with 5 switches each

Cab and interior

Seat:

– Fabric seat

– Fabric seat, with heater

– Fabric seat, with heater and

air suspension

Track shoes

600 / 700 / 800 / 900 mm track

shoes with triple grousers

600 mm track shoe with double

grouser

Superstructure

Counterweight, 6,700 kg / 7,250 kg

Digging equipment

Boom: 6.2 m monoblock, ME

6.45 m monoblock, HD

Arm: 2.6 / 3.9 m

3.2 m heavy duty

Undercarriage

LC (Long crawler)

NLC (Narrow long crawler)

OPTIONAL EQUIPMENT (Standard in certain markets)

Engine

Oil bath pre-cleaner

Diesel coolant heater

Tropical cooling kit

Electric

Extra lamps:

– Cab-mounted 3, (front 2, rear 1)

– Counterweight-mounted 1

Overload warning device

Rotating warning beacon

Travel alarm

Hydraulic system

Hose rupture valve: boom, arm

Hydraulic piping

– Hammer & shears:

1 pump flow

2 pump flow

Pump flow control for hammer & shears

Additional return filter

Extra piping for slope & rotator

1 switch control

2 switch control

Pedal control

– Slope & rotator

– Grapple

– Oil leak (drain) line

– Quick fit piping

Volvo hydraulic quick-fit, S3 size

Hydraulic oil, ISO VG 32

Hydraulic oil, ISO VG 68

Hydraulic oil, biodegradable 32

Hydraulic oil, biodegradable 46

Joystick control pattern changer

Boom floating function

Cab and interior

Air-conditioner, manual

Heater & air-conditioner, automatic

Falling object guard (FOG)

Cab mounted falling object

protective structures (FOPS)

Rain shield, front

Sun shield, front, roof, rear

Sunlight protection, roof (steel)

Safety screen for front window

Lower wiper

Anti-vandalism kit

Specific key

Superstructure

Undercover (heavy duty 4.5 mm)

Service walk

Cab entrance step

Hydraulic removable counterweight

Digging equipment

Long last bushing

Undercarriage

Full track guards

Undercover (heavy duty 10 mm)

Service

Hand lamp

Tool kit:

– Full scale

– Daily maintenance

All products are not available in all markets. Under our policy of continuous improvement, we reserve the right to change specifications and designs without prior notice. The illustrations do not necessarily show the standard version of the machine.

VOLVO

Construction Equipment

Ref. No. 30 D 435 1645 English (for International region)
Printed in Sweden 2004.08-3.0 GMC
Volvo, Eskilstuna