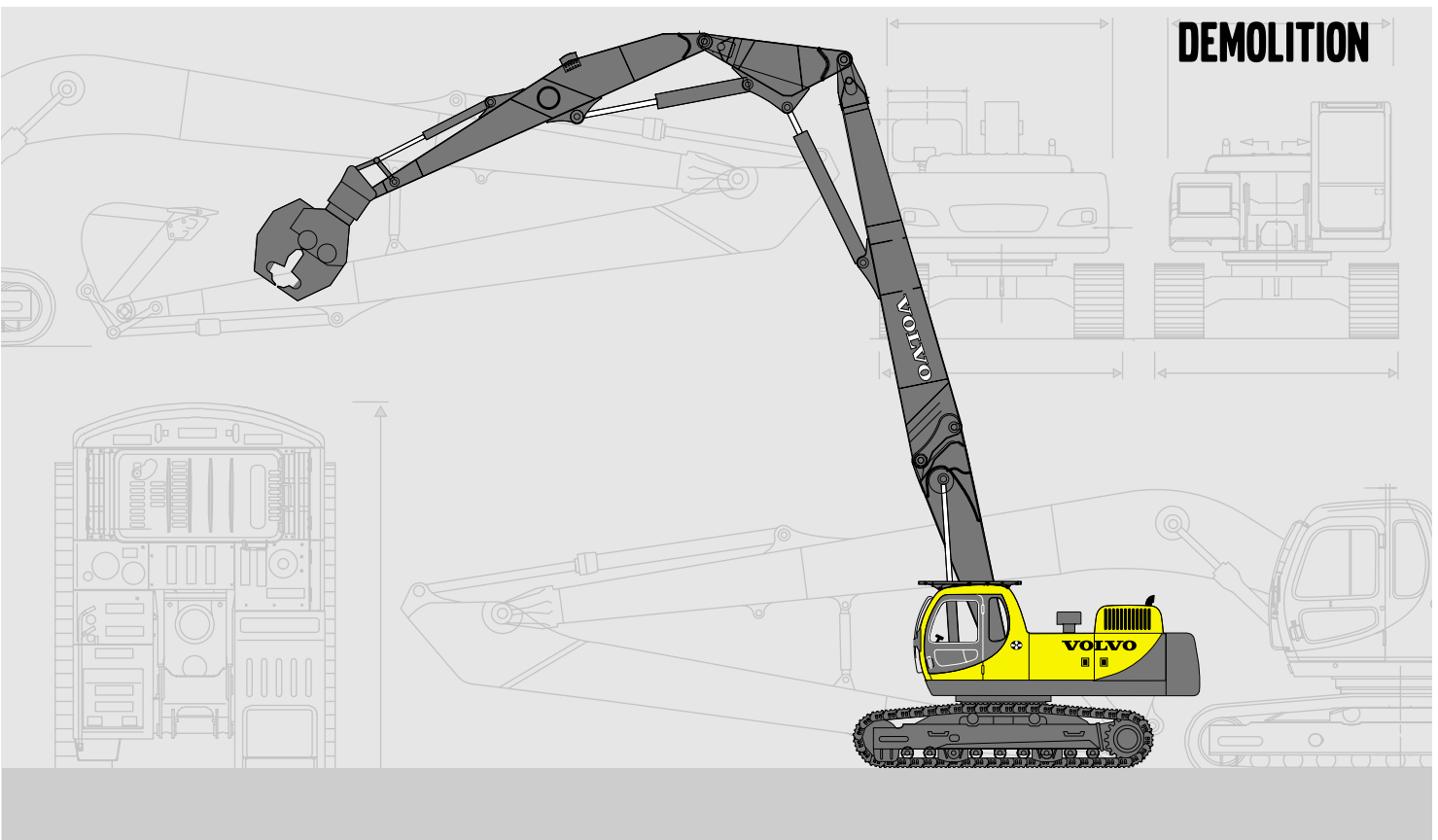


# VOLVO EXCAVATORS

# EC360/EC460



- **Engine power, gross:**  
EC360: 198 kW (265 hp)  
EC460: 239 kW (321 hp)
- **Operating weight:**
  - Demolition equipment  
EC360: 44.2 t\*  
EC460: 54.9 t\*
  - Backhoe equipment  
EC360: 42.5 – 42.9 t  
EC460: 52.1 – 52.9 t  
\*excluding attachment
- **Attachment weight:**  
EC360/EC460: 2500 kg
- **Pin height, max.**  
EC360: 20 m  
EC460: 26 m
- Low-emission, turbocharged Cummins Diesel engine with direct injection
- Integrated mode selection system and electronically controlled system (ACS)
- 2 variable displacement axial piston pumps. Independent and simultaneous movements of the digging equipment are controlled by the „Automatic sensing work mode“
- Cab
  - Ergonomic environment
  - Low sound level
  - Filtered air
  - Hydraulic dampening mounts
- Specially developed for use in demolition
- Long undercarriage for good stability
- Auxiliary hydraulic valve as standard
- Prepared for a number of optional items

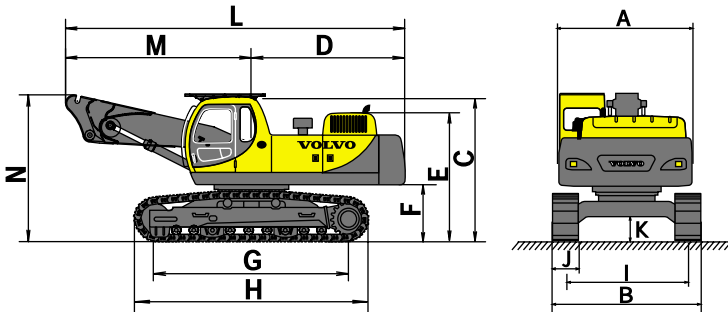
# VOLVO

## SPECIFICATIONS

Description		EC360	EC460	
Operating weight excluding attachment		42.5 t – 44.2 t	52.1 t – 54.9 t	
Standard bucket capacity: SAE / CECE		1610 l / 1400 l	2060 l / 1800 l	
Demolition	Pin height max.	20 m	26 m	
	Forward reach max	11 m	14 m	
	Attachment weight max	2500 kg	2500 kg	
Engine	Model	Cummins	Cummins	
	Type	M11-C	M11-C	
	Flywheel horsepower: Net		184 kW (250 ps / 247 hp) at 1700 rpm	221 kW (300 ps / 296 hp) at 2000 rpm
		Gross	198 kW (269 ps / 265 hp) at 1700 rpm	239 kW (325 ps / 321 hp) at 2000 rpm
	Max. torque	1177 Nm (120 kgm) at 1300 rpm	1177 Nm (120 kgm) at 1500 rpm	
	Fuel tank capacity	565 l	665 l	
Hydraulic System	Type	2 x variable displacement axial piston pump	2 x variable displacement axial piston pump	
	System pressure (attachment)	31.4/34.3 MPa (320/350 kg/cm <sup>2</sup> ) (Normal / Power Boost)	31.4/34.3 MPa (320/350 kg/cm <sup>2</sup> ) (Normal / Power Boost)	
	Max. flow rate	2 x 280 l/min	2 x 330 l/min	
	Swing speed	9.5 rpm	8.0 rpm	
Performance	Travel speed (1st/2nd)	3.2/4.4 km/h	2.8/4.3 km/h	
	Gradeability	35° (70%) (backhoe only)	35° (70%) (backhoe only)	
	Max. tractive effort	256.9 kN	320.7 kN	
	Counterweight	11850 kg	15500 kg	

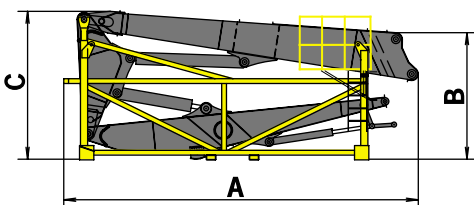
## DIMENSIONS

### • Basic Machine



Description		EC360	EC460
A. Width superstructure	mm	2970	2990
B. Overall width	mm	3350	3470
C. Overall height of cab	mm	3215	3290
D. Tail swing radius	mm	3380	3730
E. Height of exhaust pipe	mm	2810	2850
F. Counterweight clearance	mm	1130	1150
G. Tumbler length	mm	4240	4370
H. Track length	mm	5180	5370
I. Track gauge	mm	2750	2870
J. Shoe width	mm	600	600
K. Min. ground clearance	mm	500	525
L. Overall length	mm	7476	8050
M. Swing centre to arm mounting	mm	4088	4320
N. Height arm mounting	mm	3215	4290
Overall Weight	t	36,5	44,7

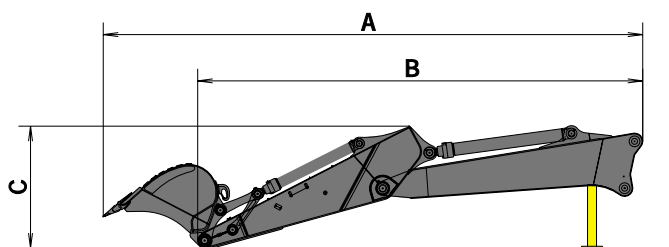
### • 3-piece demolition boom



Description		EC360	EC460
A. Overall length	mm	7430	10150
B. Overall height back	mm	2650	2970
C. Overall height front	mm	3100	3430
Weight of Working Equipment w.o. attachment	t	7,7	10,2
Weight of gradle stand	t	2,1	2,1

## DIMENSIONS

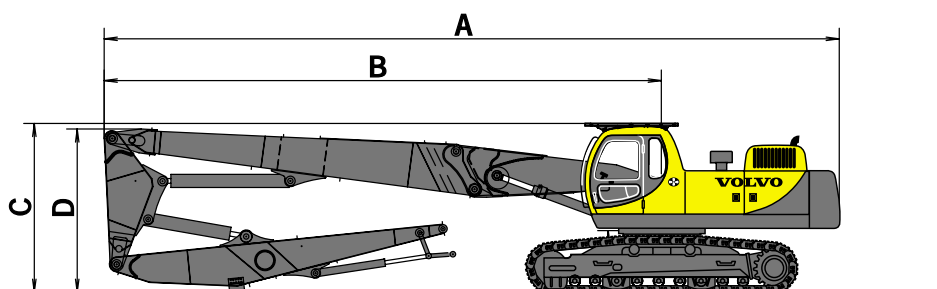
- Standard quick fit backhoe equipment



Description		EC360	EC460
A. Overall length*	mm	9010	9340
B. Length - mounting to arm end*	mm	7435	7600
C. Overall height*	mm	2040	1910
Attachment weight w.o. bucket	t	6,0 – 6,4	7,4 – 8,2

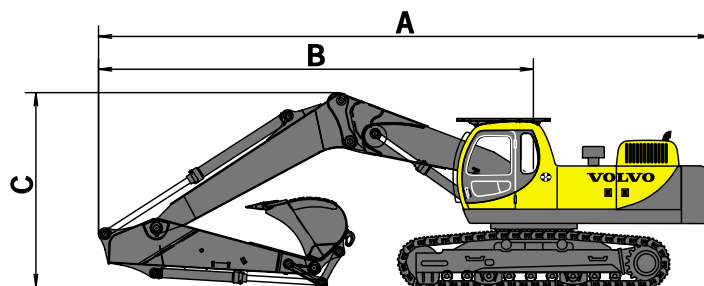
\* with standard arm: 3,1 m / EC360 and 3,35 m / EC460

- Machine including 3-piece demolition attachment



Description		EC360	EC460
A. Overall length	mm	13997	17870
B. Swing centre to front of equipment	mm	10610	14140
C. Maximum height (cab)	mm	3215	3290
D. Maximum height at boom end	mm	3110	3401
Operating Weight w. o. attachment	t	44,2	54,9

- Machine including standard quick fit backhoe equipment

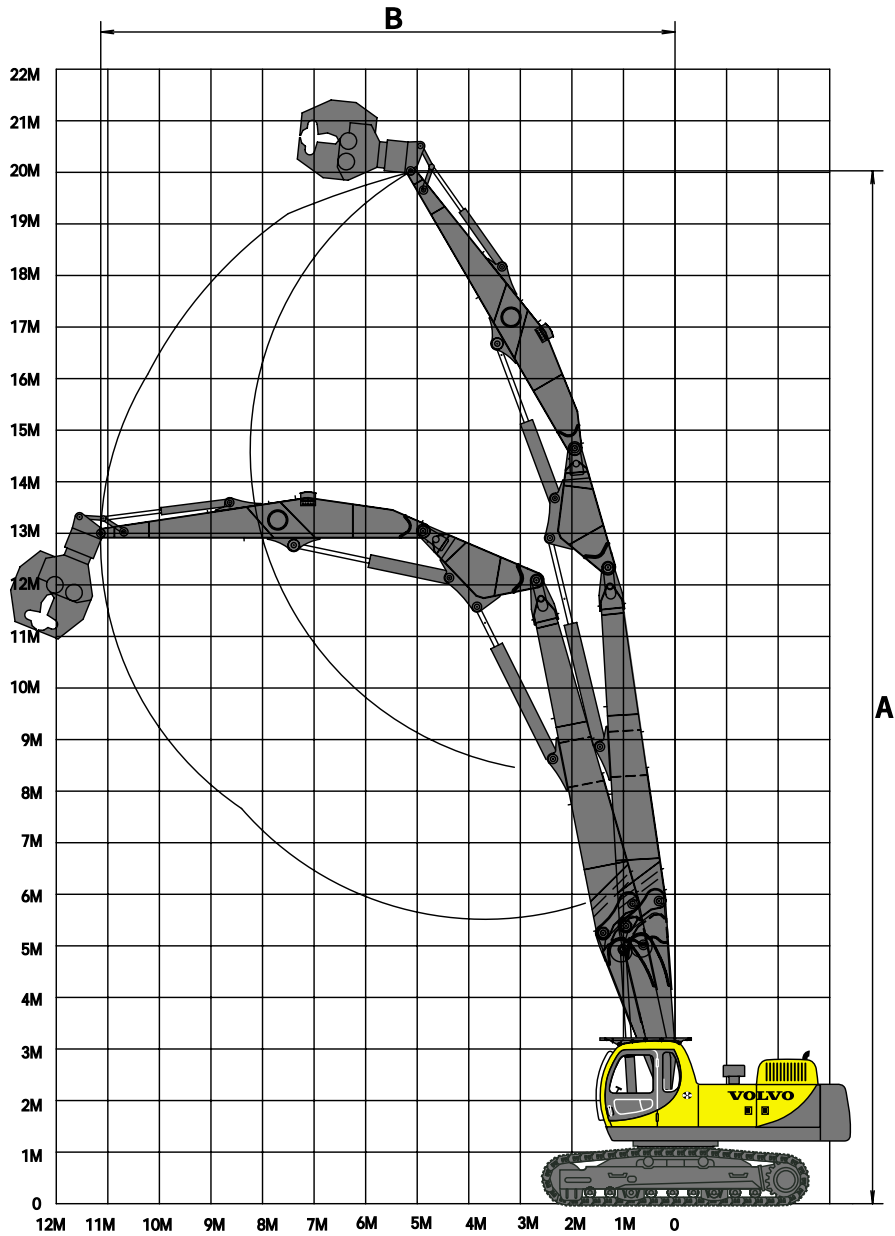


Description		EC360	EC460
A. Overall length*	mm	11660	12910
B. Swing centre to front of equipment*	mm	8280	9180
C. Maximum height*	mm	3710	3660
Operating weight	t	42,5 – 42,9	52,1 – 52,9

\* with standard arm: 3,1 m / EC360 and 3,35 m / EC460

# WORKING RANGES

- 3-piece demolition attachment



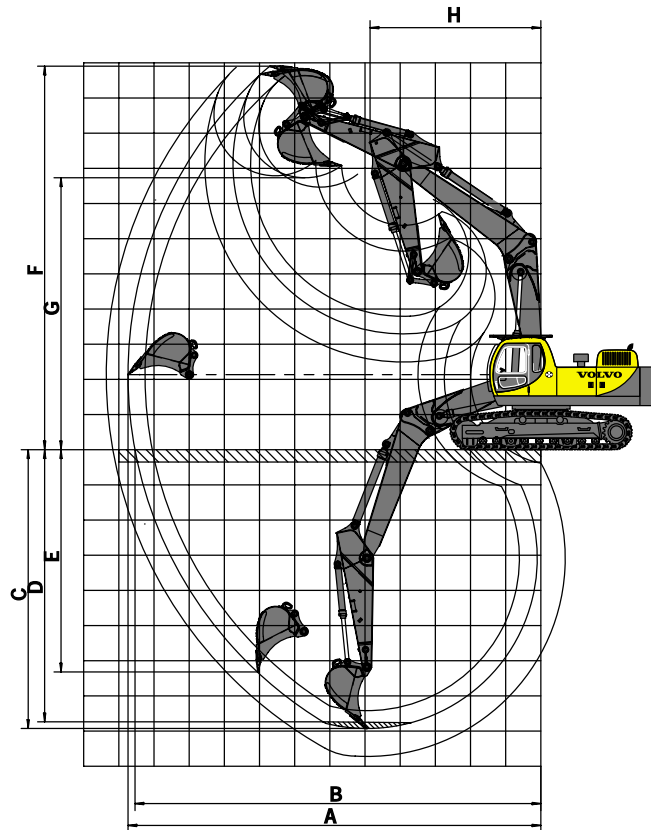
- Working Ranges

Description	EC360	EC460
A. Max. pin height	20 m	26 m
B. Max. forward reach	11 m	14 m

NOTE: Above dimensions are suitable for a maximum attachment weight of 2.500 kg incl. quick hitch and attachment plate.

# WORKING RANGES

• Standard Equipment



• Working Ranges of EC360 with direct fit bucket

Description		7.1 m Boom 2.6 m Arm	7.1 m Boom 3.1 m Arm	7.1 m Boom 3.9 m Arm
A. Max. digging reach	mm	11250	11740	12360
B. Max. digging reach on ground	mm	11050	11540	12170
C. Max. digging depth	mm	7410	7930	8710
D. Max. digging depth (8' level)	mm	7160	7740	8560
E. Max. vertical wall digging depth	mm	5770	632	6440
F. Max. cutting height	mm	10620	10910	10880
G. Max. dumping height	mm	7460	7730	7790
H. Min. front swing radius	mm	4860	4860	4860

• Working Ranges of EC460 with direct fit bucket

Description		7.9 m Boom 2.55 m Arm	7.9 m Boom 3.35 m Arm	7.9 m Boom 3.9 m Arm	7.9 m Boom 4.8 m Arm
A. Max. digging reach	mm	12330	12900	13430	14160
B. Max. digging reach on ground	mm	12120	12700	13240	13980
C. Max. digging depth	mm	6810	7260	8160	9070
D. Max. digging depth (8' level)	mm	6610	7110	8030	8950
E. Max. vertical wall digging depth	mm	5700	6430	7100	8230
F. Max. cutting height	mm	12930	13110	13080	13200
G. Max. dumping height	mm	9360	9840	9010	10070
H. Min. front swing radius	mm	4930	4840	4820	5020

• Digging forces with direct fit bucket of EC360:

Description		2.6 m Arm 6.45 m Boom	3.1 m Arm 6.45 m Boom	3.9 m Arm 6.45 m Boom
Bucket tip radius	mm	1700	1700	1700
Breakout force-bucket (Normal / Power boost)	ISO kN	227.0 /248.3	227.0/248.3	227.0/248.3
Tearout force-arm (Normal / Power boost)	ISO kN	184.4/201.6	156.0/170.6	134.6/147.3
Rotation angle, bucket	°	182	182	182

• Digging forces with direct fit bucket of EC460:

Description		3.35 m Arm 7.0 m Boom	3.9 m Arm 7.0 m Boom	4.8 m Arm 7.0 m Boom
Bucket tip radius	mm	1850	1850	1850
Breakout force-bucket (Normal / Power boost)	ISO kN	250.8/274.4	260.8/274.4	250.8/274.4
Tearout force-arm (Normal / Power boost)	ISO kN	195.0/212.6	174.7/191.1	159.1/174.0
Rotation angle, bucket	°	183	183	183

## STANDARD EQUIPMENT

### Engine

Low-emission engine with air heater, complying with EPA (Environment Protection Association, USA) emission standards

2-stage air filter with indicator  
Pre-cleaner

Electric engine shut-off

Fuel filter and water separator  
Alternator 70A

Start motor, 24V/7.8kW

Fuel filler pump: 50 lpm, with automatic shut-off

### Electronic control system

Advanced control system (ACS)

Integrated mode selection system

Self-diagnostic system

Machine status indication

Engine speed sensing power control

"Power Max" mode system

Automatic idling system

One-touch power boost

Automatic engine warm-up

Safety stop/start function

Adjustable monitor

Master disconnect switch

Engine restart prevention circuit

Overload warning device (TMI)

Powerful halogen lights:

- Frame mounted 2

- Boom mounted 4  
- Cab mounted 3, (front 2, rear 1)  
- Counterweight mounted 1, (rear)  
Batteries, 2 x 12V/200Ah  
Pump flow control for hammer & shears

### Hydraulic system

Automatic sensing work mode

- Summation system - lift and arm functions

- Boom priority - switch

- Arm priority

- Swing priority

Boom and arm flow regeneration

Arm flow regeneration<sup>1)</sup>

Anti-rebound valve<sup>1)</sup>

Hose rupture protection valve:

- 2-piece boom

- intermediate section<sup>2)</sup>

Oil leak lines

Boom and arm holding valves

Multi-stage filtering system

Straight travel circuit

Hydraulic piping

- Hammer & shears:

2 pump flow

Additional return filter<sup>3)</sup>

Quick-fit plus piping

Cylinder cushions

Cylinder contamination seals

Pilot-operated wrist control

joysticks with 5 switches ea.

Automatic two-speed travel motors

Hydraulic oil, ISO VG 46

### Superstructure

Access way with handrail

Counterweight

- 11 850 kg (EC360)

- 15 500 kg (EC460)

Tool storage area

Punched metal anti-slip plates

Undercover (heavy duty)

Side impact protection system (SIPS)

### Cab and interior

Air-conditioner

Heater

Cab mounted falling object protective structure (FOPS)

over enlarged glazed sky light

Sun shield, front

Stereo cassette radio (AM/FM)

Safety grille for front window

Master ignition key

Hydraulically dampened cab mounts

Adjustable operator seat and control console

Flexible antenna

3/4 glazed safety glass roof with washer wiper

Hydraulic safety lock lever

Cab, all-weather sound

suppressed, includes:

- Ashtray
- Cigar lighter
- Door locks
- Floor mat
- Horn
- Large storage area
- Pull-up type front window
- Removable lower windshield
- Seat belt
- Safety glass
- Windshield wiper with intermittent feature

### Undercarriage

Hydraulic track adjusters

Greased and sealed track chain

Track guards

LC (Long crawler)

Undercover (heavy duty)

<sup>1)</sup>(only on EC460)

<sup>2)</sup>(only 3-piece demolition)

<sup>3)</sup>(only for backhoe equip.)

## ALTERNATIVE EQUIPMENT

### Cab and interior

Fabric seat

Fabric seat, with heater

Fabric seat, with heater and air suspension

Seat and control consoles mounted on a tiltable frame

### Track shoes EC360

LC: 600/700/800/900 mm  
track shoes with triple grousers

### Track shoes EC460

LC: 600/700/750/800/900 mm  
track shoes with triple grousers

### Front end equipment EC360

Boom: 3-piece demolition

- pin on: 20 m pin height

- quick fit: 20 m pin height

Boom for backhoe: 7.1 m

Arm for backhoe:

2.6 / 3.1 / 3.9 m

### Front end equipment EC460

Boom: 3-piece demolition

- pin on: 26 m pin height

- quick fit: 26 m pin height

Boom for backhoe: 7.9 m

Arm for backhoe:

2.55 / 3.35 / 3.9 / 4.8 m

## OPTIONAL EQUIPMENT (Standard in certain markets)

### Engine

Block and oil pan heater: 240V

Fuel warmer

Tropical kit

### Electronic control system

Rotating warning beacon

Travel alarm

### Hydraulic system

Hose rupture protection valve:

- standard backhoe arm

Volvo hydraulic quick-fit:

- S3 size backhoe

- S1 size demolition

Hydraulic oil, ISO VG 32

Hydraulic oil, ISO VG 68

### Superstructure

Service walk (only EC460)

### Cab and interior

Falling object guard (FOG)

Rain shield, front

Anti-vandalism kit

Hydraulic tilting cab

### Undercarriage

Full track guards

Heavy duty toolbox

### Service

Hand lamp

Spare parts

Tool kit

### Demolition

Water supply plus nozzles

Storage cradles for 3-piece

demolition equipment of backhoe equipment

Under our policy of continuous improvement, we reserve the right to change specifications and design without prior notice. The illustrations do not necessarily show the standard version of the machine.

# VOLVO

Volvo Construction  
Equipment

Ref. No. 21 1 433 1102 English, global  
Printed in Germany 2001.3 EXC  
Volvo, Konz