

VOLVO COMPACT EXCAVATORS

EC15B XR, XTV

EC20B XTV



VOLVO

SOLID AS A ROCK.

Today's jobs demand efficient productivity. You want reliable, durable machines that are versatile, comfortable and safe. For machines that deliver on all your expectations - look to the Volvo EC15B/20B line. Each is compact, powerful and profitable. It's Volvo quality through and through.

You're in control

Get behind the controls of the compact line built for smooth, precision work. It starts with a powerful closed-center load-sensing hydraulic system, using the best technology available. The speed of the hydraulic movements depends only on the position of the control lever, regardless of the load or number of movements. This means you can combine all the machine's movements for smooth, precise work and increased productivity.

Make quick work of your jobs

The Volvo EC15B/20B line moves from job to job as quickly as you do. With two travel speeds, you can save time and money with quick travel and fast cycle times. For the ultimate in speed choose the optional bucket quickcoupler. Change the bucket on the fly right from the cab.

Small design, big production

Get more done with a compact design that's big on safety and production - even in the narrowest jobsites.

The hydraulic offset of the boom reduces the overall excavator dimensions, helping you work alongside a wall. And the wrap-around shape of the counterweight provides excellent protection against all rear impacts.

Rely on Volvo

Nothing adds to profitability like reliability. The Volvo EC15B/20B line features a double-yoke pivot that doubles the bearing surface on the chassis. This enables a long pin to be fitted for a better distribution of stress with less wear and longer component life. The boom and dipper structures incorporate cast steel parts on all heavily stressed areas. Sturdy steel plates protect all hydraulic connectors. And for reduced maintenance costs, a hydraulic motor drives the gear directly, without a reduction gear - for no wear and no play. An optional anti-theft keypad locks the machine's starting and hydraulic functions.

Versatile performer

With a variable-width chassis, Volvo offers the possibility of choosing at any time between two options. Choose the exceptional stability of an extra-wide chassis or the versatility of a machine that can fit through narrow openings, with an overall width reduced to less than 3.3 ft (1 m). And for increased flexibility, the blade has two side extensions, which can be fitted or removed quickly without tools.



- Variable width chassis fits the job.



- Two-speed travel for greater mobility.



- Quickcoupler for fast, easy changes.



- Comfortable ergonomic armrests.
- Optimum load-sensing efficiency.
- Versatile, powerful performance.



BIG ON COMFORT AND SAFETY.

Operator comfort and safety always add to productivity, helping you focus on the job and get more done. Work-ready machines are the best way to get the most out of each day. That's why Volvo Excavators are designed for fast, easy maintenance, all-day comfort and the safety you demand.

Maintain top performance

The Volvo EC15B/20B line is easy to maintain so you get maximum uptime. It starts with the unique tilting counterweight and its wrap-around shape. Unlike many other excavators, the Volvo tilting counterweight gives total engine access and optimum rear protection. The hydraulic oil cooler is mounted on a sliding support allowing good access for cleaning cooler fins. The fuel supply circuit has an at-a-glance transparent pre-filter and features a self-priming electric pump. Useful for working in confined areas, the two consoles on the canopy version can be lifted for access from the right or left. And for long life and easy replacement, all boom supply hoses are loose fitted and connected on the outside of the machine.

Feel the comfort

Quiet operation is key to operator comfort and environmental protection. That's why the Volvo EC15B/20B line features quiet, low-emission engines with plenty of power. Superior soundproofing makes the jobsite more comfortable for everyone. Feel at ease with short, responsive drive controls that avoid excessive operating movements and reduce fatigue. All key instruments are grouped and placed within the operator's line of sight. And with ergonomically designed armrests, the forearms rest comfortably for long shifts and precision control.


Volvo gives you your space

Although the Volvo EC15B/20B line is compact in design, it's roomier than you think on the inside. The large, flat floor provides plenty of legroom and storage space. Even tall operators will feel at ease in the spacious cab.

And to optimize space, the hydraulic attachment control pedal folds away when not in use and is positioned to the right for easy access.

All around safety

The operator's cab features quick, safe access with non-slip steps and floor. The cab door opens wide and the console swings up out of the way. Enjoy 360° visibility for excellent jobsite command and protection of people and property on narrow or congested sites. The rounded, compact shaped engine cover also offers good rear visibility. And for safety and peace of mind, the Volvo EC15B/20B line features a standard seatbelt and FOPS 1, ROPS and TOPS certified cabs and canopies.




- Perfect accessibility of the hydraulics compartment.



- Spacious and comfortable cab.



- The EC15B and EC20B can easily be transported on a trailer.
- Easy access for maintenance and service.



- Large floor for comfort and storage.

SPECIFICATIONS - EC15B XR/XTV

Engine

Water-cooled low emissions Mitsubishi 3-cylinder diesel engine conforming to US EPA regulation.

Model	L3E
Power, installed (ISO 9249)	
EC15B XR	14.9hp (11.1 kW) @ 2,150 rpm (35.8 rps)
EC15B XTV	15.2 hp (11.3 kW) @ 2,200 rpm (36.6 rps)
Displacement, total	58 in³ (952 cc)
Maximum torque (ISO 9249)	40 lbf/ft @ 1,850 rpm (54 Nm @ 30.8 rps)
Bore x stroke	3" x 2.8" (76 mm x 70 mm)

Electrical system

Rated voltage	12 V
Battery capacity	12 V - 45 Ah
Alternator rating	12 V - 40 A
Starter motor output	12 V - 2.2 hp

Hydraulic system

EC15B XR

Closed-center, load-sensing hydraulic system providing independence of each function. Control power-assisted hydraulic controls. Gear pump for all the equipment, travel and power-assistance circuits:

Maximum flow	8.4 US gpm (32 l/min)
Maximum operating pressure	2,465 PSI (17 MPa)

Double-acting hydraulic circuit for accessories:

Maximum flow	8.4 US gpm (32 l/min)
Maximum operating pressure	2,465 PSI (17 MPa)
Cushions	On the boom ram at the rod end

EC15B XTV

Hydraulic circuit with 3 gear pumps for total independence of each movement. Control power-assisted hydraulic controls. Two gear double pump for the equipment (boom, dipper and bucket) and travel circuits:

Maximum flow	8.4 US gpm (2 x 16 l/min)
Maximum operating pressure	2,465 PSI (17 MPa)

Gear pump for the slewing, offset and blade circuits:

Maximum flow	2.9 US gpm (11 l/min)
Maximum operating pressure	2,392 PSI (16.5 MPa)

Double-acting hydraulic circuit for accessories:

Maximum flow	8.4 US gpm (32 l/min)
Maximum operating pressure	2,465 PSI (17 MPa)

Bucket performance

Breakout force	3,394 lbf (1,510 daN)
Tearout force	2,158 lbf (960 daN)

Swinging system

Turntable swinging is provided by an Ortitrol hydraulic motor which directly drives (without a reduction gear) a ball internal crown wheel with remote lubrication:

Swing speed	9 rpm
--------------------	--------------

Undercarriage

Track width	9" (230 mm)
Track tension	by grease piston
Blade height	9.4" (240 mm)

Blade width

EC15B XR	3'6" (980 mm)
EC15B XTV	Adjustable blade width 3'3" (980 mm) and 4'5" (1,350 mm)
EC15B XTV	Hydraulically expandable undercarriage from 3'3" (980 mm) for working on narrow sites to 4'4" (1330 mm) for greater stability.

Drivetrain

EC15B XR

Each track is driven by an Orbitrol hydraulic motor equipped with an epicyclic reduction gear.

Max. speed	1.2 mph (2.0 km/h)
Max. tractive force	2,832 lbf (1,260 daN)

EC15B XTV

Each track is driven by an axial piston hydraulic motor equipped with two speeds and an epicyclic reduction gear.

Max. speed (low speed/ high speed)	1.2 - 2.2 mph (2.0 - 3.5 km/h)
Max. tractive force	3,237 lbf (1,440 daN)

Service fill capacities

Fuel tank	5.5 US gal (21 l)
Hydraulic system, total	6.1 US gal (23 l)
Engine oil	0.9 US gal (3.6 l)
Cooling system	1.2 US gal (4.5 l)

Weight

EC15B XR

Operating mass	Rubber Tracks
Cab version	3,261 lbs (1479 kg)
Canopy version	3,535 lbs (1603 kg)

Ground pressure	Rubber Tracks
Cab version	4 lbs/in² (0.28 kg/cm ²)
Canopy version	4.27 lbs/in² (0.30 kg/cm ²)

EC15B XTV

Operating mass	Rubber Tracks	Steel Tracks
Cab version	3,826 lbs (1,735 kg)	3,958 lbs (1,795 kg)
Canopy version	3,539 lbs (1,605 kg)	3,671 lbs (1,665 kg)

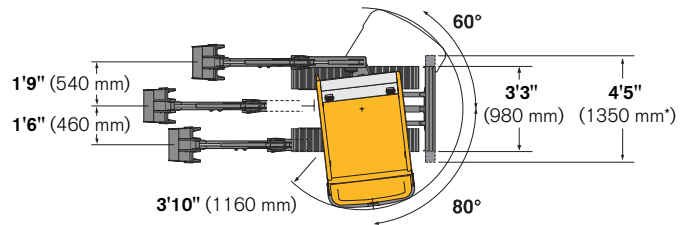
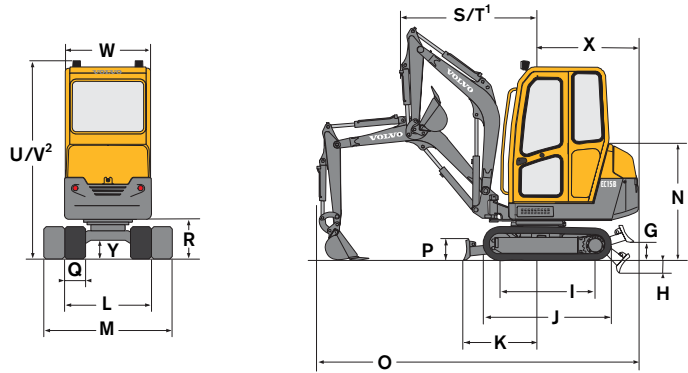
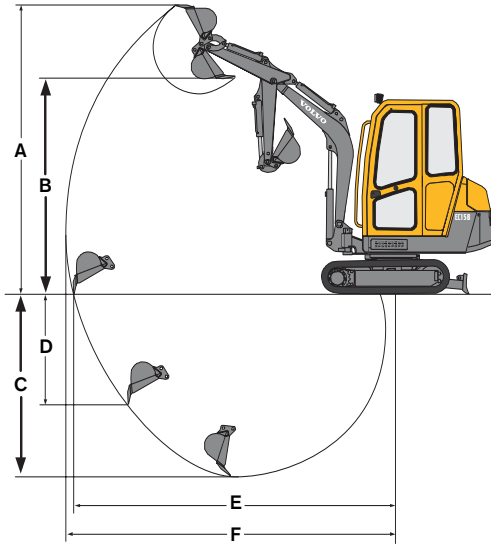
Ground pressure	Rubber Tracks	Steel Tracks
Cab version	4.5 lbs/in² (0.32 kg/cm ²)	4.7 lbs/in² (0.33 kg/cm ²)
Canopy version	4.8 lbs/in² (0.34 kg/cm ²)	5.0 lbs/in² (0.35 kg/cm ²)

Noise levels

Results of dynamic measurements:	EC15BXR	EC15BXTV
Noise level exterior (LwA)	92 dB(A)	93 dB(A)
Noise level in the cab (LpA)	78 dB(A)	80 dB(A)
Noise level under the canopy (LpA)	77 dB(A)	80 dB(A)

The noise levels conform to directive n° 86/662 EEC and its amendments.

SPECIFICATIONS - EC15B XR



Buckets			
	Width	Weight	Capacity
Excavator	10" (250 mm)	55 lbs (25 kg)	0,025 yd³ (19 l)
	12" (300 mm)	62 lbs (28 kg)	0,031 yd³ (24 l)
	14" (350 mm)	66 lbs (30 kg)	0,037 yd³ (28 l)
	16" (400 mm)	71 lbs (32 kg)	0,043 yd³ (33 l)
	18" (450 mm)	77 lbs (35 kg)	0,050 yd³ (38 l)
	22" (550 mm)	82 lbs (37 kg)	0,056 yd³ (43 l)
	24" (600 mm)	88 lbs (40 kg)	0,069 yd³ (53 l)
	34" (850 mm)	95 lbs (43 kg)	0,068 yd³ (52 l)
Ditch	40" (1000 mm)	104 lbs (47 kg)	0,078 yd³ (60 l)

Dipper	A	B	C	D	E	F
2'11" (900 mm)	11'2" (3,410)	8'2" (2,480)	6'9" (2,050)	4'11" (1,500)	11'10" (3,610)	12'2" (3,710)
3'9" (1,150 mm)	11'8" (3,550)	8'7" (2,620)	7'7" (2,300)	5'9" (1,740)	12'8" (3,850)	12'11" (3,940)

G	H	I	J	K	L	M	N	O
0'8" (210)	0'6" (150)	3'5" (1,045)	4'8" (1,415)	2'7" (790)	3'3" (980)	-	4'4" (1,325)	12'0" (3,650)

P	Q	R	S	T¹	U	V²	W	X	Y
0'9" (240)	0'9" (230)	1'6" (450)	4'12" (1,520)	4'0" (1,230)	7'5" (2,250)	7'2" (2,190)	3'3" (980)	3'8" (1,120)	210

1: Front turning radius with maximum offset - 2: Canopy

These capacities are given for a machine without a bucket or quick-release coupling and fitted with a 2'11" (900 mm) dipper, rubber tracks and cab.

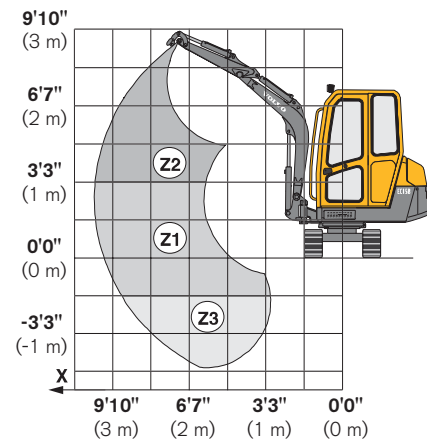
The handling capacity is 75% of the tipping load or 87% of the hydraulic limit.

Outreach	3'3" (1.00 m)		4'11" (1.50 m)		6'7" (2.00 m)		8'2" (2.50 m)		9'10" (3.00 m)	
	lbs (kg)	lbs (kg)	lbs (kg)	lbs (kg)	lbs (kg)	lbs (kg)	lbs (kg)	lbs (kg)	lbs (kg)	lbs (kg)
	Z2	-	-	-	716* (325*)	551* (250*)	617* (305*)	-	-	-
	Z1	1,642* (745*)	1,466* (665*)	1,003* (455*)	772* (350*)	673* (305*)	-	-	-	-
	Z3	1,642* (745*)	1,301* (590*)	1,245* (565*)	992* (450*)	-	-	-	-	-
	Z2	-	-	-	716* (325*)	529 (240)	408 (185)	-	-	-
	Z1	1,642* (745*)	970 (440)	650 (295)	485 (220)	385 (175)	-	-	-	-
	Z3	1,642* (745*)	891 (440)	661 (300)	496 (225)	-	-	-	-	-

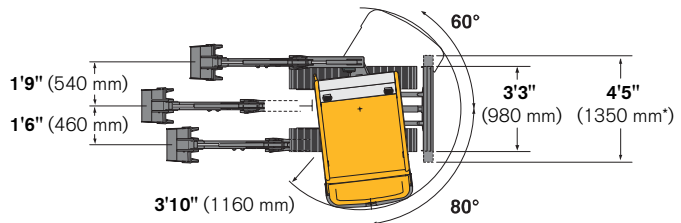
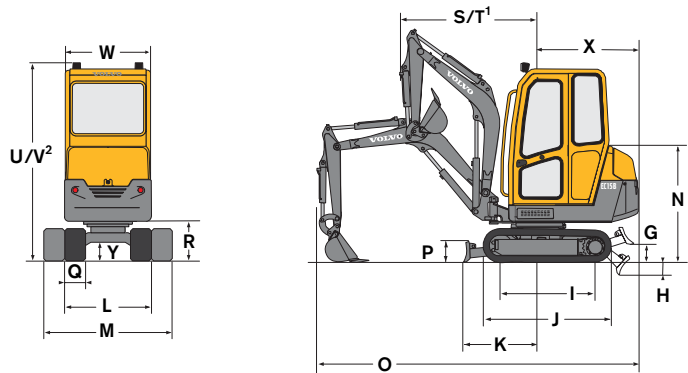
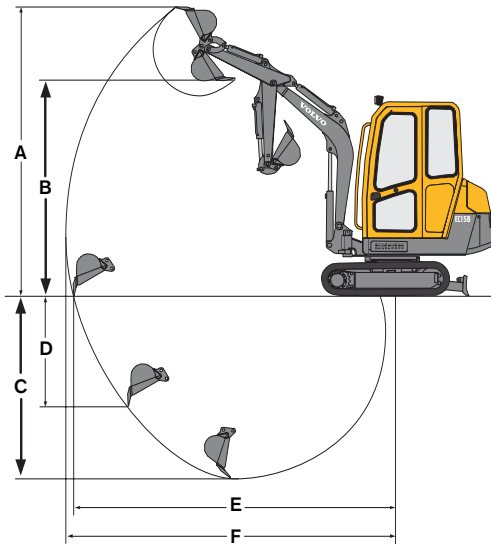
* hydraulic limit

Lifting capacity in front longitudinal position and resting on the blade.

Lifting capacity in total rotation over 360° with the blade raised.



SPECIFICATIONS - EC15B XTV



Buckets			
	Width	Weight	Capacity
Excavator	10" (250 mm)	55 lbs (25 kg)	0,025 yd³ (19 l)
	12" (300 mm)	62 lbs (28 kg)	0,031 yd³ (24 l)
	14" (350 mm)	66 lbs (30 kg)	0,037 yd³ (28 l)
	16" (400 mm)	71 lbs (32 kg)	0,043 yd³ (33 l)
	18" (450 mm)	77 lbs (35 kg)	0,050 yd³ (38 l)
	22" (550 mm)	82 lbs (37 kg)	0,056 yd³ (43 l)
	24" (600 mm)	88 lbs (40 kg)	0,069 yd³ (53 l)
Ditch	34" (850 mm)	95 lbs (43 kg)	0,068 yd³ (52 l)
	40" (1000 mm)	104 lbs (47 kg)	0,078 yd³ (60 l)

Dipper	A	B	C	D	E	F
2'11" (900 mm)	11'2" (3,410)	8'2" (2,480)	6'9" (2,050)	4'11" (1,500)	11'10" (3,610)	12'2" (3,710)
3'9" (1,150 mm)	11'8" (3,550)	8'7" (2,620)	7'7" (2,300)	5'9" (1,740)	12'8" (3,850)	12'11" (3,940)

G	H	I	J	K	L	M	N	O
0'8" (210)	0'9" (230)	3'7" (1,085)	4'10" (1,470)	3'1" (945)	3'3" (980)	4'4" (1,330)	4'0" (1,225)	11'12" (3,650)

P	Q	R	S	T¹	U	V²	W	X	Y
0'9" (240)	0'9" (230)	1'6" (450)	4'12" (1,520)	4'0" (1,230)	7'5" (2,250)	7'2" (2,190)	3'3" (980)	3'8" (1,120)	-

1: Front turning radius with maximum offset - 2: Canopy

These capacities are given for a machine without a bucket or quick-release coupling and fitted with a 2'11" (900 mm) dipper, rubber tracks and cab.

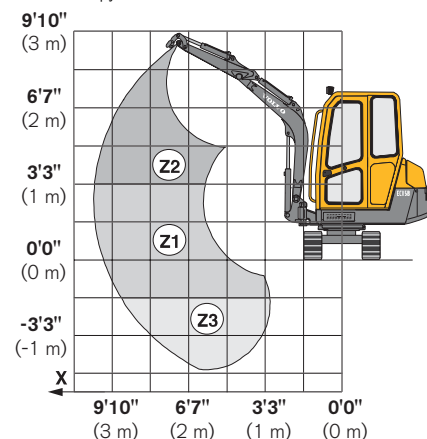
The handling capacity is 75% of the tipping load or 87% of the hydraulic limit.

Outreach		3'3" (1.00 m)	4'11" (1.50 m)	6'7" (2.00 m)	8'2" (2.50 m)	9'10" (3.00 m)
		lbs (kg)	lbs (kg)	lbs (kg)	lbs (kg)	lbs (kg)
	Z2	-	-	728* (330*)	551* (250*)	617* (280*)
	Z1	1,675* (760*)	1,499* (680*)	1,014* (460*)	772* (350*)	673* (305*)
	Z3	1,675* (760*)	1,830* (830*)	1,235* (560*)	992* (450*)	-
	Z2	-	-	728* (330*)	551* (250*)	518 (235)
	Z1	1,675* (760*)	1,312 (595)	871 (395)	650 (295)	507 (230)
	Z3	1,675* (760*)	1,334 (605)	871 (395)	650 (295)	-

* hydraulic limit

Lifting capacity in front longitudinal position and resting on the blade.

Lifting capacity in total rotation over 360° with the blade raised.



SPECIFICATIONS - EC20B XTV

Engine

Water-cooled low emissions Mitsubishi 3-cylinder diesel engine conforming to US EPA regulation.

Model	L3E
Power, installed (ISO 9249)	15.2 hp (11.3 kW) @ 2,200 rpm (36.6 rps)
Displacement, total	58 in³ (952 cc)
Maximum torque (ISO 9249)	40 lbf/ft @ 1,850 rpm (54 Nm @ 30.8 rps)
Bore x stroke	3" x 2.8" (76 mm x 70 mm)

Electrical system

Rated voltage	12 V
Battery capacity	12 V - 45 Ah
Alternator rating	12 V - 40 A
Starter motor output	12 V - 2.2 hp

Hydraulic system

Variable flow Power Control hydraulic system. The oil flow is continuously adapted to suit the forces required for a better use of the Engine's power.

Control power-assisted hydraulic controls.

Variable displacement double pump for the equipment (boom, dipper and bucket) and travel circuits:

Maximum flow	2x5.7 US gpm (2 x 21.5 l/min)
Maximum operating pressure	3,045 PSI (21 MPa)

Gear pump for the slewing, offset and blade circuits:

Maximum flow	3.7 US gpm (14 l/min)
Maximum operating pressure	2,755 PSI (19 MPa)

Double-acting hydraulic circuit for accessories:

Maximum flow	11.4 US gpm (43 l/min)
Maximum operating pressure	3,045 PSI (21 MPa)

Bucket performance

Breakout force	4,159 lbf (1,850 daN)
Tearout force	2,810 lbf (1,250 daN)

Swinging system

Turntable swinging is provided by an Ortitrol hydraulic motor which directly drives (without a reduction gear) a ball internal crown wheel with remote lubrication:

Swinging speed	10 rpm
-----------------------	---------------

Undercarriage

Hydraulically expandable undercarriage from **3'3"** (1000 mm) for working on narrow sites to **4'5"** (1350 mm) for greater stability.

Track width	10" (250 mm)
Track tension	by grease piston
Blade height	9.4" (240 mm)
Adjustable blade width	3'3" (980 mm) and 4'5" (1,350 mm)

Drivetrain

Each track is driven by an axial piston hydraulic motor equipped with two speeds and an epicyclic reduction gear.

Max. speed (low speed/ high speed)	1.7 - 2.9 mph (2.7 - 4.7 km/h)
Max. tractive force	3,979 lbf (1,770 daN)

Service fill capacities

Fuel tank	5.5 US gal (21 l)
Hydraulic system, total	6.1 US gal (23 l)
Engine oil	0.9 US gal (3.6 l)
Cooling system	1.2 US gal (4.5 l)

Weight

	Rubber Tracks	Steel Tracks
Operating mass		
Cab version	4,134 lbs (1,875 kg)	4,267 lbs (1,935 kg)
Canopy version	3,848 lbs (1,745 kg)	3,980 lbs (1,805 kg)
Ground pressure		
Cab version	4 lbs/in² (0.28 kg/cm²)	4.1 lbs/in² (0.29 kg/cm²)
Canopy version	4.3 lbs/in² (0.30 kg/cm²)	4.4 lbs/in² (0.31 kg/cm²)

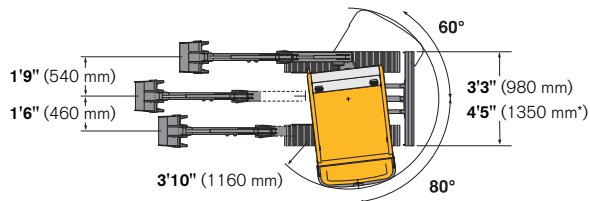
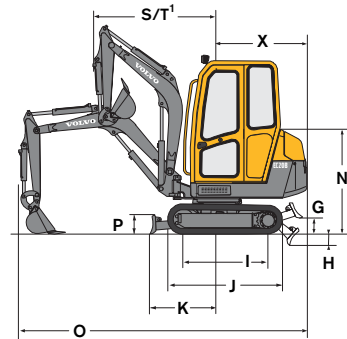
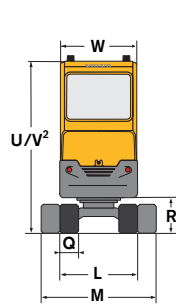
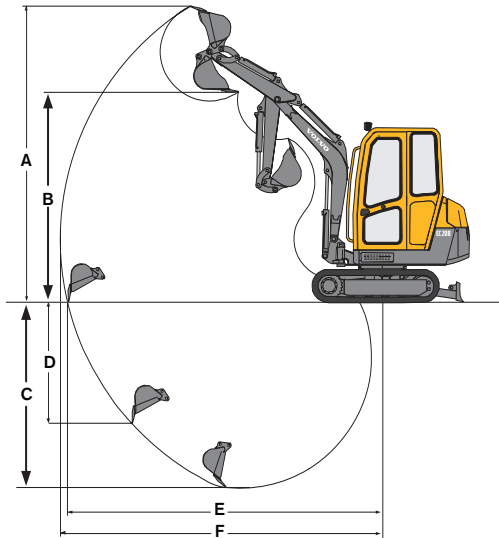
Noise levels

Results of dynamic measurements:

Noise level exterior (LwA)	93 dB(A)
Noise level in the cab (LpA)	83 dB(A)
Noise level under the canopy (LpA)	81 dB(A)

The noise levels conform to directive n° 86/662 EEC and its amendments.

SPECIFICATIONS - EC20B XTV



Buckets			
	Width	Weight	Capacity
Excavator	10" (250 mm)	73 lbs (33 kg)	0,039 yd³ (30 l)
	12" (300 mm)	79 lbs (36 kg)	0,042 yd³ (32 l)
	16" (400 mm)	93 lbs (42 kg)	0,061 yd³ (47 l)
	18" (450 mm)	101 lbs (46 kg)	0,072 yd³ (55 l)
	20" (500 mm)	110 lbs (50 kg)	0,081 yd³ (62 l)
	24" (600 mm)	121 lbs (55 kg)	0,101 yd³ (77 l)
Ditch	40" (1,000 mm)	225 lbs (102 kg)	0,150 yd³ (115 l)

Dipper	A	B	C	D	E	F
3'5" (1,050 mm)	12'4" (3,750)	8'9" (2,670)	7'9" (2,350)	5'2" (1,580)	13'2" (4,010)	13'5" (4,100)
4'3" (1,300 mm)	12'10" (3,900)	9'3" (2,820)	8'6" (2,600)	5'10" (1,800)	13'11" (4,250)	14'3" (4,340)

G	H	I	J	K	L	M	N	O
0'9" (240)	0'9" (230)	4'1" (1,240)	5'4" (1,630)	3'1" (945)	3'3" (1,000)	4'5" (1,350)	4'6" (1,360)	12'5" (3,780)

P	Q	R	S	T¹	U	V²	W	X
0'9" (250)	0'10" (250)	1'7" (470)	5'3" (1,620)	4'4" (1,310)	7'5" (2,270)	7'3" (2,210)	3'3" (980)	3'8" (1,120)

1: Front turning radius with maximum offset - 2: Canopy

These capacities are given for a machine without a bucket or quick-release coupling and fitted with a 3'5" (1050 mm) dipper, rubber tracks and cab.

The handling capacity is 75% of the tipping load or 87% of the hydraulic limit.

Outreach	3'3" (1.00 m)	4'11" (1.50 m)	6'7" (2.00 m)	8'2" (2.50 m)	9'10" (3.00 m)	11'6" (3.50 m)
	lbs (kg)	lbs (kg)	lbs (kg)	lbs (kg)	lbs (kg)	lbs (kg)
	Z2 - -	- -	970* (440*)	628* (285*)	717* (325*)	- -
Z1	1,973* (895*)	1,687* (765*)	1,389* (630*)	1,025* (465*)	871* (395*)	816* (370*)
Z3	1,973* (895*)	2,106* (955*)	1,433* (650*)	1,290* (585*)	- -	- -
	Z2 - -	- -	970* (440*)	628* (285*)	717* (325*)	- -
Z1	1,973* (895*)	1,687* (765*)	1,268 (575)	926 (420)	717 (325)	595 (270)
Z3	1,973* (895*)	2,040 (925)	1,290 (585)	937 (425)	- -	- -

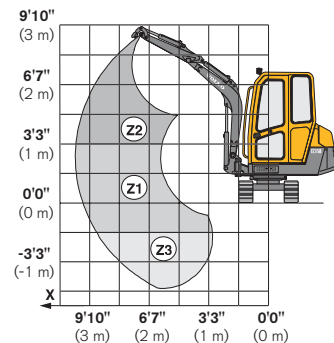
* hydraulic limit



Lifting capacity in front longitudinal position and resting on the blade.



Lifting capacity in total rotation over 360° with the blade raised.



EC15B XR/XTV - EC20B XTV

STANDARD EQUIPMENT

Engine

Dry-type air filter.
Electric pre-heating device.
Transparent diesel oil filter, pre-filter and sediment bowl.
Oil pan sheet metal guard.
Hand throttle.
EC15BXTV only - Continuous adjustment of engine.

Electrical system

12 V - 45 Ah maintenance-free battery.
Horn.
12 V power socket for inspection lamp.
Not EC15B XR - Battery isolator switch.

Undercarriage

9" (230 mm) wide rubber tracks.
EC20B XTV only - 10" (250 mm) wide rubber tracks.
Dozer blade.
Towing and anchoring points.
Remote lubrication of the swing crown ring.
Not EC15B XR - Hydraulically variable-width.
Not EC15B XR - Blade extensions with supports on the blade arms.

Hydraulic system

Control pattern selector valve (ISO/SAE).
EC15BXR only - Double-acting hydraulic circuit with folding control pedal for operating hydraulic accessories (breaker, augers).
EC15BXR only - Circuit for hydraulic breaker with folding control pedal and direct return of oil to the hydraulic tank.
Not EC15B XR - Piping as far as dipper arm.
Power-assisted control of the hydraulic offset of the boom by the left control lever.
EC15BXR only - Control of travel movement by two levers coupled to pedals.
EC15BXTV only - Control of forward movement by two levers.
Hydraulic oil cooler.

Cab

Level 1 FOPS (Falling Objects Protective Structure).
TOPS (Tip-Over Protective Structure).
ROPS (Roll-Over Protective Structure).
Vinyl-covered multi-adjustable seat.
Non-slip floor and grab handles for access to the driver's cab.
Retractable seatbelt.
Cab mounted on rubber mountings.
Two working lights.
Two-speed heating and ventilation.
Cab heat adjustment.
Front window with opening system power-assisted by two gas struts.
Sliding window (right).
Door stops.
Provision for a radio (location for a radio and two speakers, antenna and electric wiring already fitted).
Interior lighting.
Anti-corrosion protection of the cab.
Windshield wiper and washer (front).
Emergency exit via the rear window.

Canopy

Level 1 FOPS (Falling Objects Protective Structure).
TOPS (Tip-Over Protective Structure).
ROPS (Roll-Over Protective Structure).
Vinyl-covered all weather multi-adjustable seat.
Non-slip floor and grab handle for access to the driver's cab.
Retractable seatbelt.
Working light on the canopy frame.

Cab and canopy versions

Instrumentation and monitoring
Monitoring and warning light for: pre-heating, engine oil pressure, water temperature, battery charging, air filter restriction.
Fuel gauge.
Hour meter.

Shut down for automatic switching off engine in the event of overheating or drop in oil pressure.

Working equipment

5'9" (1,750 mm) long monobloc boom.
EC20B XTV - 6'3" (1,900 mm) long monobloc boom.
2'11" (900 mm) dipper.
EC20B XTV - 3'5" (1,050 mm) dipper.
140° hydraulic boom offset.
Cushion on the boom cylinder.
Handling equipment: lifting hook on the bucket with load chart displayed in the driver's cab.
EC15B XR only - Remote lubrication of the offset ram and the crown wheel drive.
Not EC15B XR - Remote lubrication of the offset ram.

Safety

EC15BXR only - System for locking the working equipment controls and the travel levers when the left console is raised to access or exit the operator station.
Engine safety start device: the left console must be raised to operate the starter.
Nitrogen accumulator on the power assistance circuit in order to be able to put the equipment on the ground if the engine is switched off.
Key-lockable toolbox.
Not EC15B XR - Window-breaker hammer (cab).

Official approval

FOPS 1 conforming to ISO standard 3449 and SAE J1043.
TOPS conforming to ISO standard 12117
ROPS conforming to SAE J1040 and ISO 3471.
Engine conforms to US EPA regulations.

Service and maintenance

Not EC15B XR - Tool kit.

OPTIONAL EQUIPMENT

Working equipment

Long dipper: 3'9" (1,150 mm).
EC20B XTV only Long dipper: 4'3" (1,300 mm).
Mechanically-controlled quick-release attachment bracket.

Hydraulic circuits for attachments

Hydraulic circuit for operating a clam-shell bucket (opening/closing and rotation of the bucket).

Not EC15B XR - Hydraulic circuit for double-acting attachments.

Undercarriage

Not EC15B XR - Steel tracks: 9" (230 mm wide).

Lighting

Additional working light on the boom.
Additional rear working light.
Rotating beacon.

Environmental protection

EC15BXR only - Catalytic exhaust.

Comfort and safety

Radio (cab).
Anti-theft system (2 programmable codes).
Rear wind-deflector on canopy.
EC15BXR only - Fabric seat (cab).
EC15BXR only - Dual stage air filter.
EC15BXR only - Audible travel warning.
EC15BXR only - Electrical cut-off switch.

Miscellaneous

EC15BXR only - Tool kit.
Special customized paint (RAL specifications).



Volvo Construction Equipment is different. It's designed, built and supported in a different way. That difference comes from our 170-year engineering heritage. A heritage of thinking first about the people who actually use the machines. About how to help them be safer, more comfortable, more productive. About the environment we all share. The result of that thinking is a growing range of machines and a global support network dedicated to helping you do more. People around the world are proud to use Volvo. And we're proud of what makes Volvo different – **More care. Built in.**



All products are not available in all markets. Under our policy of continuous improvement, we reserve the right to change specifications and design without prior notice. The illustrations do not necessarily show the standard version of the machine.

VOLVO

Construction Equipment

Volvo Construction Equipment North America, Inc.

One Volvo Drive, Asheville, NC 28803-3447

www.volvoce.com

Ref. No. 22 1 000 9874
Printed in USA 10/05 – 5,0
Volvo, Asheville

English
GMC