



Volvo BM Genuine Attachments


The attachments that do your
Volvo BM full justice.



VOLVO BM



Only someone who is familiar with all the characteristics of the machine can make the perfect attachment.



The geometry of the loader determines the design of the attachment.

The attachment is designed to optimally utilize the loader's breakout torque.

The attachment is optimized to the machine's rimpull for maximum performance.

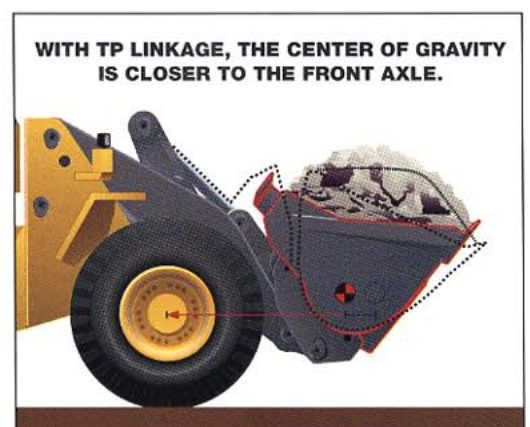
A wheel loader with attachments provides versatility. To do a good job, it is necessary that the attachment be optimized to the job and the machine.

How can you build an efficient attachment without being familiar with the loader's characteristics..., without knowledge of the machine's lift-arm geometry, rimpull, lift force, breakout torque, tilt speed and other important values? The answer is simple. You can't.

Only the loader manufacturer has access to all the data required to create attachments that do the loader's performance and productivity full justice.

If you have ever worked with both genuine attachments and attachments that are not designed for the machine, you will have undoubtedly noticed the difference. The genuine attachment feels like it's designed for the machine.

It's really quite obvious when you think about it. Machines and attachments that are developed together work best together.



WITH TP LINKAGE, THE CENTER OF GRAVITY IS CLOSER TO THE FRONT AXLE.

The linkage geometry enables the bucket to be designed so that the load is positioned as close to the front axle as possible. This increases stability and the tipping load is utilized fully. The dashed line shows an ordinary Z-bar linkage.

Hardened-and-tempered special steel in the shell gives high abrasion resistance and good strength.

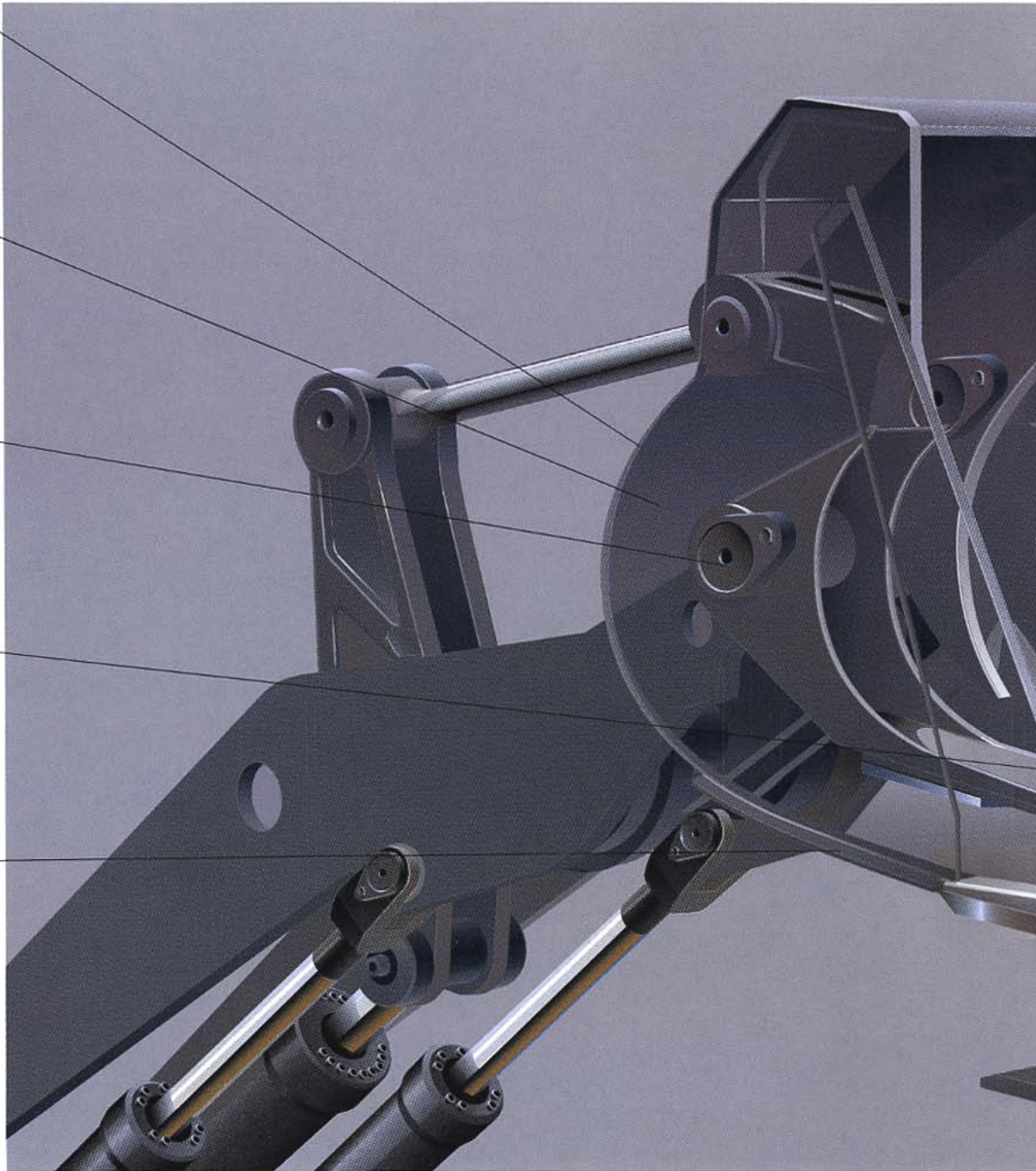
Grain-refined structural steel for highest strength.

The mounts are bored after final welding. This ensures a precise fit without stresses, extending service life.


The side cutters have extra wear plates of hardened-and-tempered special steel for high abrasion resistance.

Replaceable wear plates of hardened-and-tempered abrasion-resistant steel.

All Volvo BM genuine attachments are sand-blasted before painting.



You can trust
a genuine bucket 100%.
And fill it 115%.

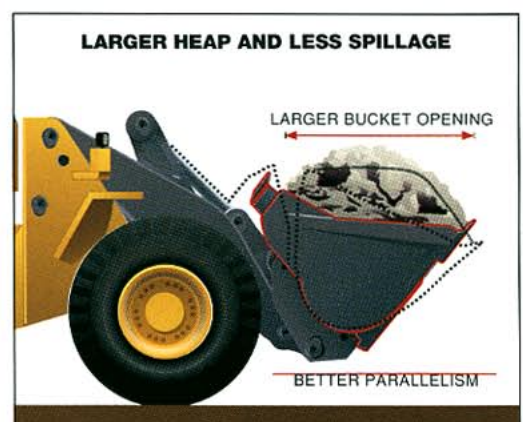


Volvo BM genuine attachments guarantee you full control over attachment and load. The genuine attachments are built with the same quality as our wheel loaders. This means you don't expose yourself and others to unnecessary risks.

The genuine attachments are made of steel grades with high abrasion resistance and good strength. The different steel grades make it possible to combine low tare weight—i.e. high work load—with long life.

The geometry of the bucket is a science unto itself. The shape of the bucket dramatically affects its load capacity. The ratio between back and bottom affects how easy the bucket is to fill. The size of the bucket opening determines how much the load can be heaped.

You can fill our genuine attachments all the way up to 115 percent, depending on the material. The more material you can load per bucket, the better your profitability.



In the carry position the bucket is rolled back, so that the opening is virtually parallel to the ground. This reduces spillage. Thanks to the fact that the bucket opening can be made larger, the heap on the bucket is bigger. The dashed line shows an ordinary Z-bar linkage.



At least 10%
higher productivity.

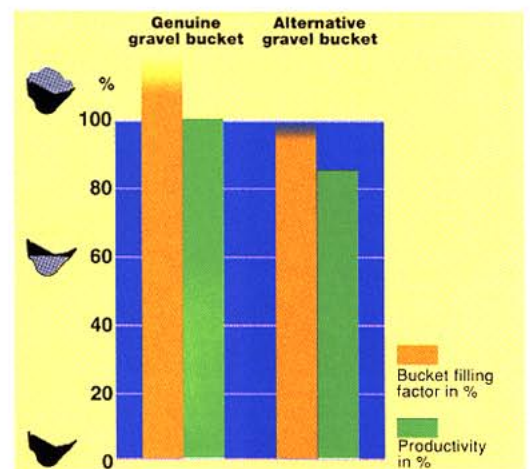


• The genuine attachment is perfectly matched to the task at hand.

To do the machine's productivity full justice, attachments must be perfectly matched to the task at hand and the performance of the wheel loader. If you choose other attachments, you may risk the loader's ability to work quickly and fuel-efficiently.

Productivity is affected by every detail of the attachment's design. The graph at the right shows the results of a comparison between a Volvo BM wheel loader with the genuine gravel bucket and the same loader with an alternative gravel bucket. The alternative gravel bucket had a ratio between back and bottom that was not ideal for the machine. This was enough to reduce the wheel loader's capacity, speed and profitability.

The genuine attachment permitted better than a 10 percent productivity gain. Often having a genuine attachment makes the difference between good or poor profitability on a contracting job.



The genuine bucket is matched to the loader's driveline and linkage system. The alternative bucket has the same volume, but the wrong ratio between back and bottom. This results in a poor bucket fill factor and productivity. If the attachment is not matched to the machine, the loader needs more time to do the same work.



Genuine attachments
give you the best
total economy.



We know this. Our dealers know this. Anyone who has ever been tempted to try another attachment than a Volvo BM genuine attachment knows that choosing genuine attachments pays off in the long run.

The difference in life is dependent on the difference in quality. Quality is a question of experience, knowledge and ambition. When we put our name on a genuine attachment, we assume responsibility for the product and guarantee that it is optimized and approved for Volvo BM wheel loaders.

An attachment that is supposed to fit wheel loaders of different makes and with different characteristics cannot possibly fit all equally well. If it fits any of them at all.

A genuine attachment and a machine form a unit that gives you higher productivity. Higher productivity and longer life means better total economy. In the long run, that's all that counts.




Thanks to the hydraulic attachment bracket, you can mount Volvo BM genuine attachments in a few seconds.

BUCKETS


1. Straight bucket without teeth. For sand, gravel, soil and clay. Volume 1.2-4.6 m³ (1.6-6.0 yd³).
2. Straight bucket with edge savers. For sand, gravel, soil and clay. Volume 1.3-4.8 m³ (1.7-6.3 yd³).
3. High-dump bucket for normal density. Outboard cylinders. Volume 1.2-4.2 m³ (1.6-5.5 yd³) 1.3-4.4 m³ (1.7-5.8 yd³) with edge savers).
4. Straight bucket with teeth. For sand, gravel, soil and clay. Volume 1.2-4.6 m³ (1.6-6.0 yd³).
5. Spade nose bucket without teeth. For gravel and finely shot rock. Volume 1.2-4.2 m³ (1.6-5.5 yd³).
6. Spade nose bucket with teeth. For hard gravel and shot rock. Volume 1.5-4.2 m³ (2.0-5.5 yd³).
7. Grading bucket. For earthmoving, topsoil stripping, dozing etc. Volume 1.6-2.1 m³ (2.1-2.7 yd³).
8. Light materials bucket. For snow, coal, coke, wood chips etc. Volume 2.1-7.5 m³ (2.7-9.8 yd³).
9. Light materials bucket with edge savers. For wood chips, coke etc. Volume 2.2-9.5 m³ (2.9-12.4 yd³).
10. Light materials bucket with edge savers. For wood chips etc. Volume 3.9-14.0 m³ (5.1-18.3 yd³).
11. High-dump bucket with edge savers and outboard cylinders. For light materials. Volume 1.8-2.5 m³ (2.4-3.3 yd³).
12. High-dump light materials bucket with edge savers. For coal, coke, wood chips etc. Volume 3.6-13.0 m³ (4.7-17.0 yd³).

LOG GRAPPLES

13. Unloading grapple. For unloading from vehicles. Area 0.9-3.3 m² (9.7-35.5 ft²).
14. Sorting grapple. For feeding sorting plants. Area 0.9-3.3 m² (9.7-35.5 ft²).
15. Heel/kickout. For holding a single log and making higher stacks. Requires 4th hydraulic control.



The world's widest
range of attachments.



- 16. General purpose grapple. For different types of timber, including tree-length logs.
Area 0,7–1,8 m² (7,5–19,4 ft²).
- 17. Wide tree-length grapple. For handling of tree-length stems.
Area 1,5–1,8 m² (16,1–19,4 ft²).
- 18. Tropical timber grapple. For large, heavy logs of tropical timber.
Area 0,9–1,4 m² (9,7–15,1 ft²).
- 19. High-lift grapple. For timber handling.
Area 0,5–1,5 – 0,7–2,0 m² (5,4/16,1–7,5/21,5 ft²).

- 20. Log pusher. For pushing of roundwood.

FORK ATTACHMENTS

- 21. Combi-fork with one-piece clamp. For palletized lumber and roundwood.
Area 0,9–2,4 m² (9,7–25,8 ft²).
- 22. Combi-fork with twin-arm clamp. For pulp industry, building sites etc.
Area 0,9–2,4 m² (9,7–25,8 ft²).
- 23. Fork frame. For materials handling or stone breakout work. To be combined with different fork tines.
- 24. Fork tines. For materials handling. To be combined with fork tine holder.
- 25. Pallet fork with fork positioner. For material where the width varies.
- 26. Vertically adjustable fork tine. For leveling on uneven surfaces.
- 27. Fork tine extension. For lighter materials.
- 28. Fork frame with fixed fork tines. Where extra high breakout force is needed, e.g. in stone breakout work.
- 29. Asphalt cutter. For road repair work.

MATERIAL HANDLING ARMS

- 30. Material handling arm with three sections. For building construction, pipelaying etc.
- 31. Hydraulic folding material handling arm with two sections.

Welcome to the world's largest family of attachments, Volvo BM genuine attachments.

We are the only wheel loader manufacturer who designs and manufactures a complete range of attachments. With the right attachment you can make full use of the machine's features.

Our genuine attachments are used in tough working environments all over the world for handling of ore, rock, gravel, sand, timber and palletized goods, as well as for snow removal, construction work and many other special tasks.

The hydraulic attachment bracket enables you to switch attachments in a matter of seconds.

You will find new business opportunities in the world's widest range of attachments.



A large number of additional special-purpose attachments, produced in cooperation with a few selected Allied Suppliers, are available for Volvo BM wheel loaders. The photo shows snowblower, sweeper, folding plough and stone fork together with a selection of original attachments.

Under our policy of continuous product improvement, we reserve the right to change specifications and design without prior notice. The illustrations do not necessarily show the standard version of the machine.



Volvo BM Genuine Attachments.
Best quality for best performance!

VOLVO

**Volvo Construction Equipment
North America, Inc.**

One West Pack Square
Asheville, North Carolina 28801

Ref no 22 1 669 1999
American
10.10.94